



Division of Clinical Laboratory Improvement and Quality
Centers for Medicare & Medicaid Services
December 2023

Enrollment	Number of Labs	Number of POLs
Laboratories Registered (Exempt/Non-Exempt)	318,814	122,878
Laboratories Registered (Non-Exempt Only)	304,686	120,345

Certificate Type (Non-Exempt Only)	Number of Labs	Number of POLs
Compliance	16,779	4,532
Waiver	245,980	86,186
Provider Performed Microscopy	25,986	19,587
Accreditation	15,941	10,040

CLIA Exempt States	Number of Labs
New York	8,006
Washington	6,121

Certificate of Accreditation by Organization (Non-Exempt Only)	Number of Labs
COLA	6052
College of American Pathologists	6,441
The Joint Commission	1,933
ACHC	121
AABB	181
American Society for Histocompatibility and Immunogenetics	112
A2LA	6



Division of Clinical Laboratory Improvement and Quality
Centers for Medicare & Medicaid Services
December 2023

Compliance Laboratories by Certification Schedule (Non-Exempt Only)

Certificate Schedule	Annual Test Volume	Number of Labs		Number of POLs	
Low Vol A	2,000 or Fewer	5,722	37.35%	4,306	46.51%
A	2,001 – 10,000	3,203	20.91%	2,200	23.76%
B	2,001 – 10,000	105	0.69%	43	0.46%
C	10,001 – 25,000	1,608	10.50%	1,019	11.01%
D	10,001 – 25,000	138	0.90%	47	0.51%
E	25,001 – 50,000	1,265	8.26%	553	5.97%
F	50,001 – 75,000	736	4.80%	233	2.52%
G	75,001 – 100,000	511	3.34%	179	1.93%
H	100,001 – 500,000	1,636	10.68%	541	5.84%
I	500,001 – 1,000,000	203	1.33%	80	0.86%
J	More than 1,000,000	192	1.25%	58	0.63%
A - J	Total:	15,319	100%	9,259	100.00%



Division of Clinical Laboratory Improvement and Quality
Centers for Medicare & Medicaid Services
December 2023

Laboratories by Certification Types (Non-Exempt)
Northeastern and Midwestern Branch

Boston Location

	Compliance	Waiver	Microscopy	Accreditation
Connecticut	189	2,595	356	101
Massachusetts	304	4,218	544	265
Maine	56	1,359	148	41
New Hampshire	63	1,182	172	41
Rhode Island	37	886	84	29
Vermont	21	497	103	31
Total:	670	10,737	1,407	508

New York Location

	Compliance	Waiver	Microscopy	Accreditation
New Jersey	463	7,320	357	282
New York	800	4,506	553	109
Puerto Rico	897	564	6	77
Virgin Islands	9	64	7	5
International	15	0	0	59
Total:	2,184	12,454	923	532

Philadelphia Location

	Compliance	Waiver	Microscopy	Accreditation
Delaware	49	988	104	33
District of Columbia	19	525	77	35
Maryland	332	4,170	667	234
Pennsylvania	387	8,097	1,356	455
Virginia	415	6,073	909	404
West Virginia	91	1,868	194	73
Total:	1,293	21,721	3,307	1,234

Chicago Location

	Compliance	Waiver	Microscopy	Accreditation
Illinois	459	10,035	1,039	580
Indiana	208	5,807	748	346

Source: CMS CLIA Data base



Division of Clinical Laboratory Improvement and Quality
Centers for Medicare & Medicaid Services
December 2023

Michigan	290	7,999	1,031	458
Minnesota	238	5,088	111	512
Ohio	248	10,537	1,353	648
Wisconsin	273	4,747	304	323
Total:	1,716	44,213	4,586	2,867

Southern Branch

Atlanta Location

	Compliance	Waiver	Microscopy	Accreditation
Alabama	431	4,063	452	369
Florida	1,296	23,837	795	1,300
Georgia	568	9,842	1,006	510
Kentucky	331	4,278	449	205
Mississippi	471	2,667	303	146
North Carolina	677	8,775	1,335	700
South Carolina	361	4,145	690	359
Tennessee	571	5,929	771	353
Total:	4,706	63,536	5,801	3,942

Dallas Location

	Compliance	Waiver	Microscopy	Accreditation
Arkansas	343	2,705	286	172
Louisiana	202	4,357	522	417
New Mexico	56	1,783	216	106
Oklahoma	208	3,800	295	296
Texas	941	24,966	2,095	2,583
Total:	1,750	37,611	3,414	3,574



Division of Clinical Laboratory Improvement and Quality
Centers for Medicare & Medicaid Services
December 2023

Western and Central Branch

Kansas City Location

	Compliance	Waiver	Microscopy	Accreditation
Iowa	290	2,961	236	143
Kansas	236	2,897	225	135
Missouri	282	5,085	514	236
Nebraska	195	1,927	220	103
Total:	1,003	12,870	1,195	617

Denver Location

	Compliance	Waiver	Microscopy	Accreditation
Colorado	336	3,868	659	242
Montana	100	885	146	53
North Dakota	53	727	28	75
South Dakota	103	731	59	104
Utah	222	2,033	259	155
Wyoming	58	469	85	36
Total:	872	8,713	1,236	665

San Francisco Location

	Compliance	Waiver	Microscopy	Accreditation
Arizona	387	6,182	492	342
California	1,558	20,461	2,478	1,207
Hawaii	54	689	188	48
Nevada	142	2,047	68	132
American Samoa	2	0	0	0
Guam	9	46	4	3
Saipan	3	18	3	0
Total:	2,155	29,443	3,233	1,732

Seattle Location

	Compliance	Waiver	Microscopy	Accreditation
Alaska	64	576	125	54
Idaho	140	1,362	303	63
Oregon	222	2,727	447	150
Washington	4	17	9	3
Total:	430	4,682	884	270

Source: CMS CLIA Data base



Division of Clinical Laboratory Improvement and Quality
Centers for Medicare & Medicaid Services
December 2023

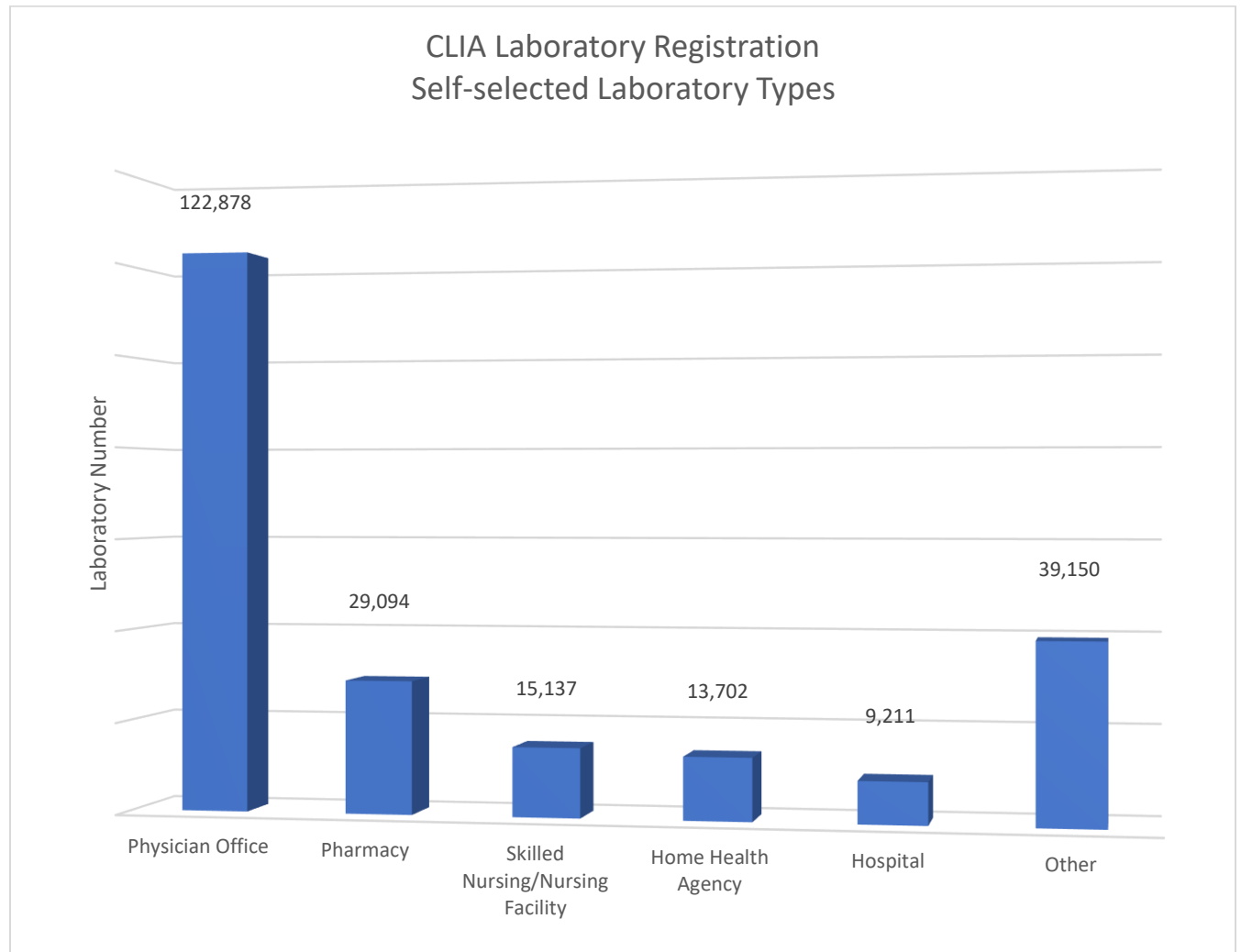
Laboratories by Type of Facility (Exempt and Non-Exempt)

Type of Laboratory	Number	Percent
Ambulance	5,936	1.86%
Ambulatory Surgery Center	7,040	2.21%
Ancillary Test Site	3,654	1.15%
Assisted Living Facility	11,944	3.75%
Blood Banks	424	0.13%
Community Clinic	7,292	2.29%
Comprehensive Outpatient Rehab	1,216	0.38%
End Stage Renal Disease Dialysis	7,269	2.28%
Federally Qualified Health Center	4,538	1.42%
Health Fair	610	0.19%
Health Maintenance Organization	690	0.22%
Home Health Agency	13,702	4.30%
Hospice	5,062	1.59%
Hospital	9,211	2.89%
Independent	9,063	2.84%
Industrial	1,752	0.55%
Insurance	45	0.01%
Intermediate Care Facility/Individuals with Intellectual Disabilities	1,579	0.50%
Mobile Lab	3,116	0.98%
Pharmacy	29,094	9.13%
Physician Office	122,878	38.54%
Other Practitioner	6,791	2.13%
Prison	1,170	0.37%
Public Health Laboratory	1,014	0.32%
Rural Health Clinic	2,720	0.85%
School/Student Health Service	6,659	2.09%
Skilled Nursing/Nursing Facility	15,137	4.75%
Tissue Bank/Repositories	59	0.02%
Other	39,150	12.28%
Total:	318,814	100.00%

Source: CMS CLIA Data base



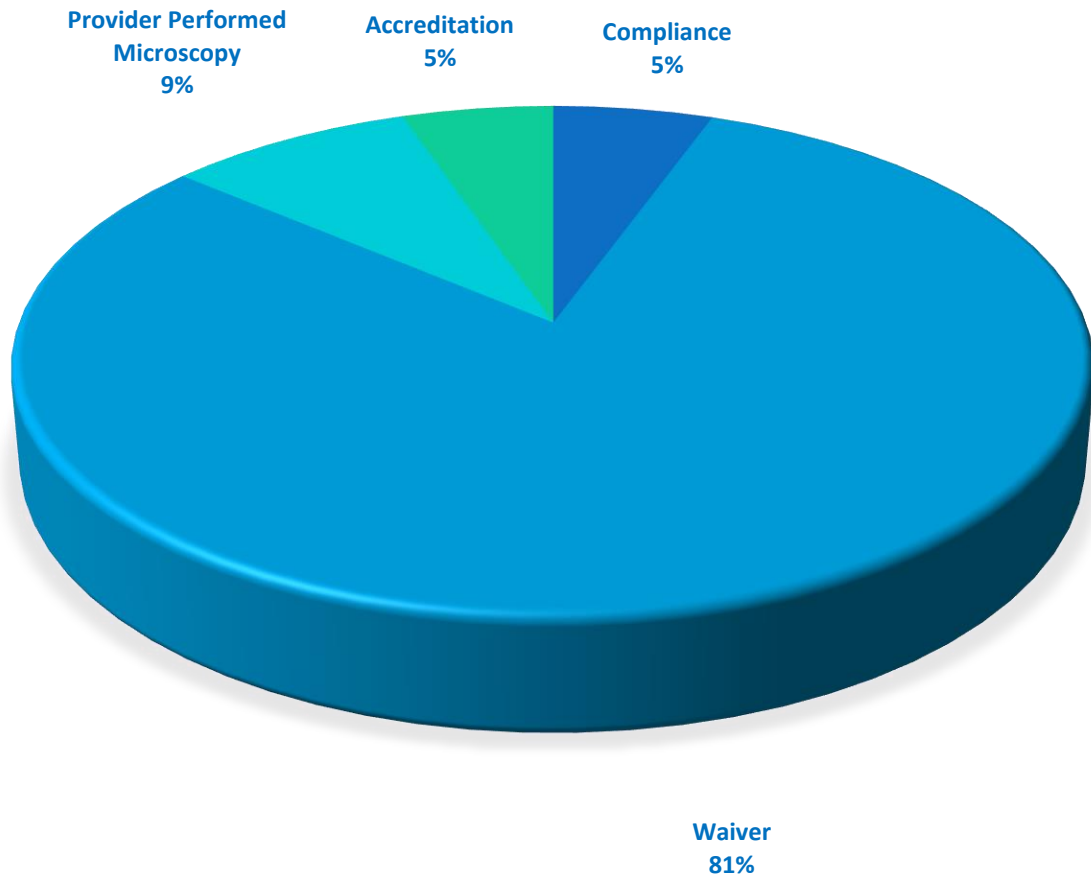
Division of Clinical Laboratory Improvement and Quality
Centers for Medicare & Medicaid Services
December 2023





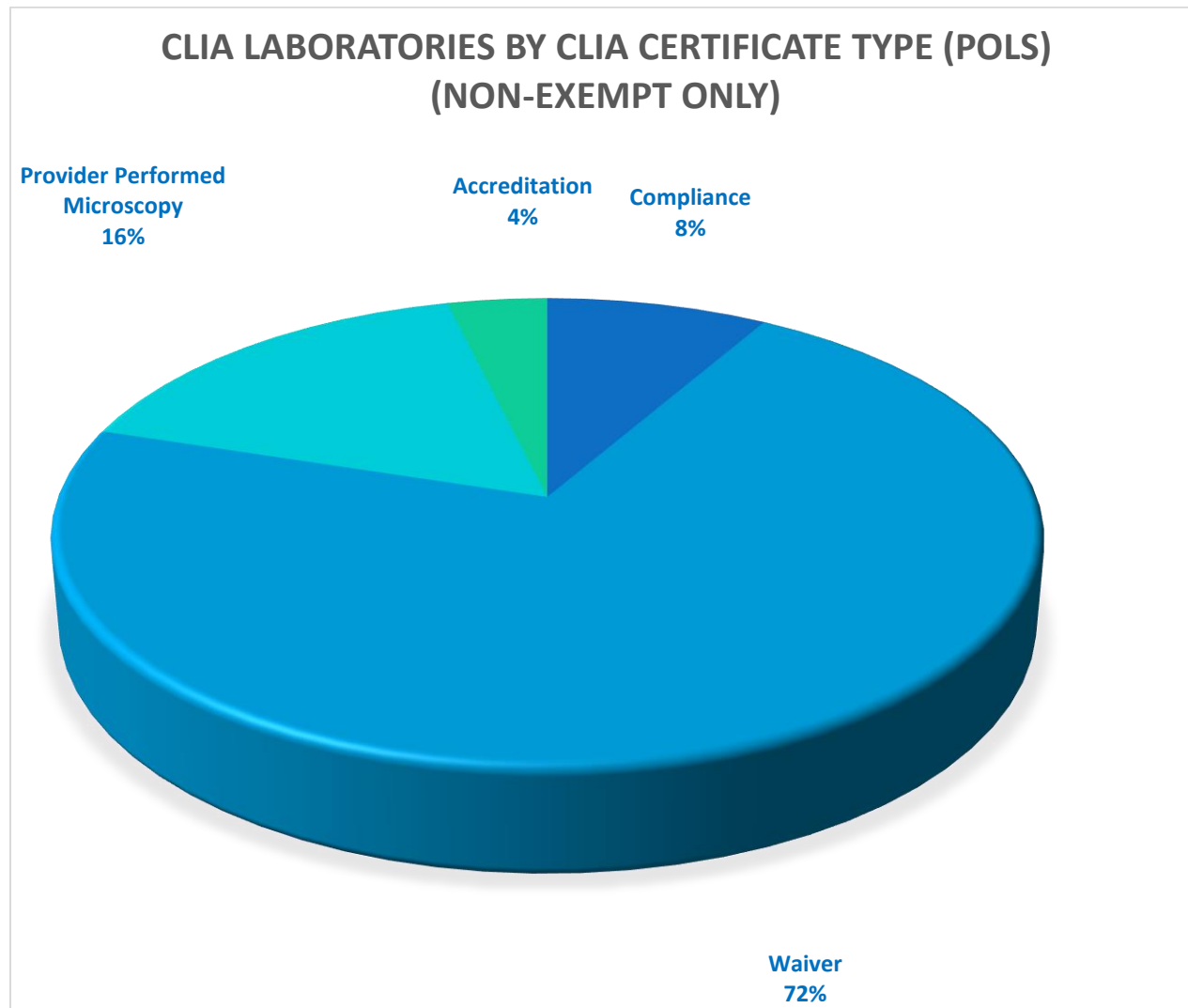
**Division of Clinical Laboratory Improvement and Quality
Centers for Medicare & Medicaid Services
December 2023**

CLIA LABORATORIES BY CLIA CERTIFICATE TYPE (NON-EXEMPT ONLY)





Division of Clinical Laboratory Improvement and Quality
Centers for Medicare & Medicaid Services
December 2023





**Division of Clinical Laboratory Improvement and Quality
Centers for Medicare & Medicaid Services
December 2023**

