

The Centers for Medicare & Medicaid Services' Office of Research, Development, and Information (ORDI) strives to make information available to all. Nevertheless, portions of our files including charts, tables, and graphics may be difficult to read using assistive technology. In some cases due to size or complexity, we were not able to make files fully accessible using assistive technology. Persons with disabilities experiencing problems accessing portions of any file should contact ORDI through e-mail at [ORDI\\_508\\_Compliance@cms.hhs.gov](mailto:ORDI_508_Compliance@cms.hhs.gov).

# Program Information

*on Medicare, Medicaid, SCHIP,  
and other programs of the*

**Centers for Medicare & Medicaid  
Services**



June 2002 Edition

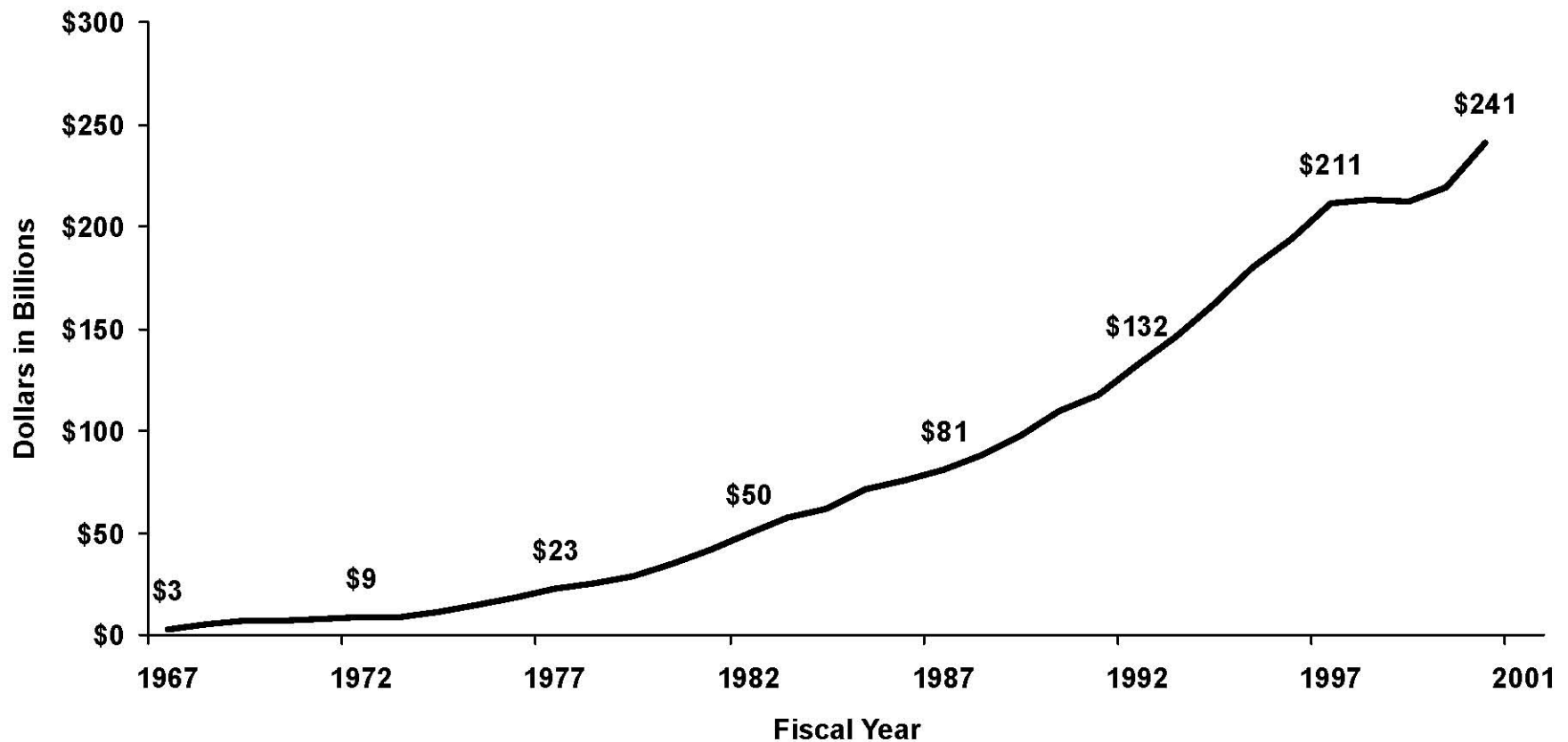


# **III. Medicare Program Information**

## **C. Medicare Program Spending**

## Medicare Spending

*Overall Medicare spending grew from \$3.3 billion in 1967 to nearly \$241 billion in 2001.*

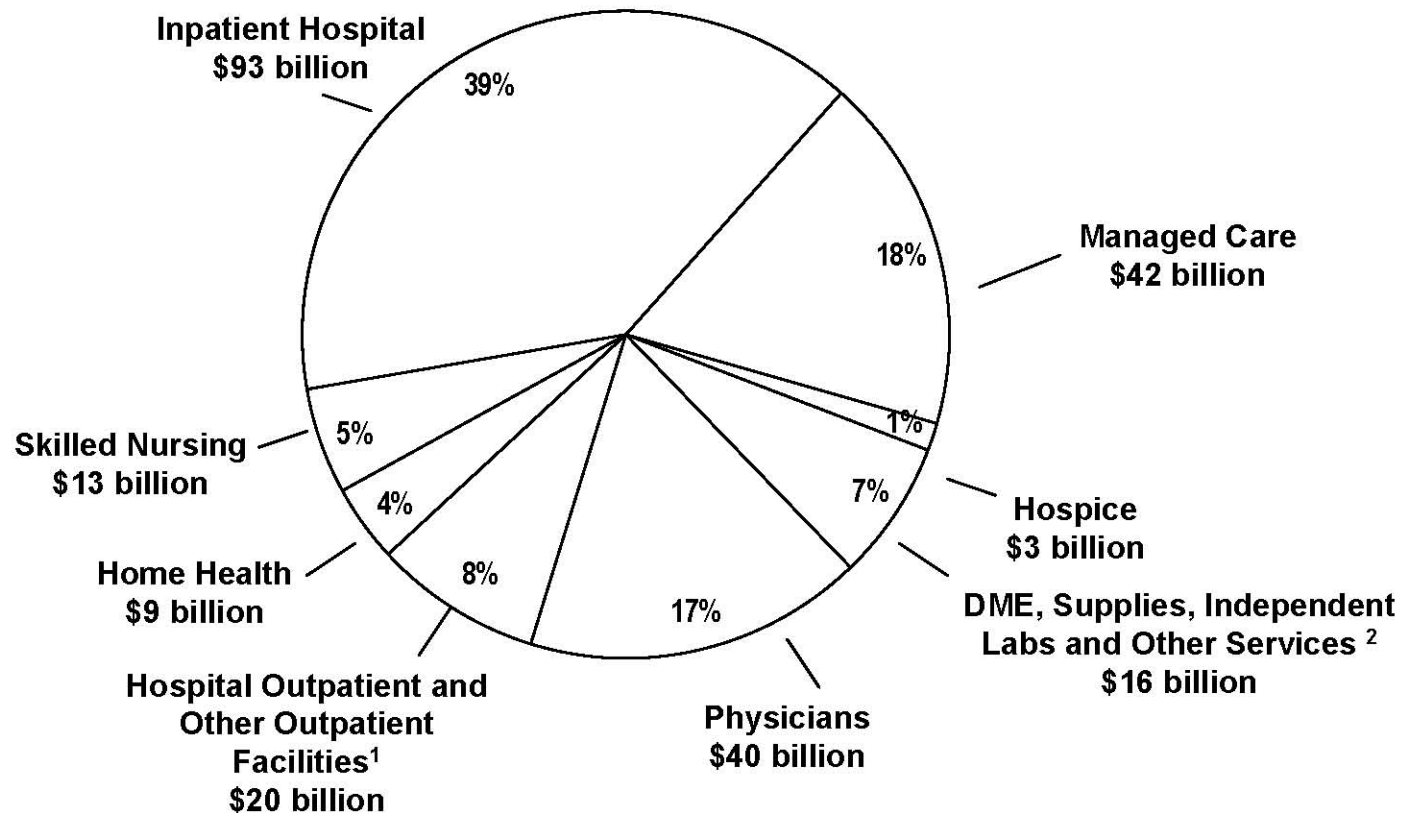


Note: Overall spending includes benefit dollars, administrative costs, and program integrity costs. Represents Federal spending only.

Source: CMS, Office of the Actuary.

# Where the Medicare Claims Dollar Went, FY 2001

Total = \$236 billion



<sup>1</sup> Other outpatient facilities include ESRD freestanding dialysis facilities, RHCs, outpatient rehabilitation facilities, and federally qualified health centers.

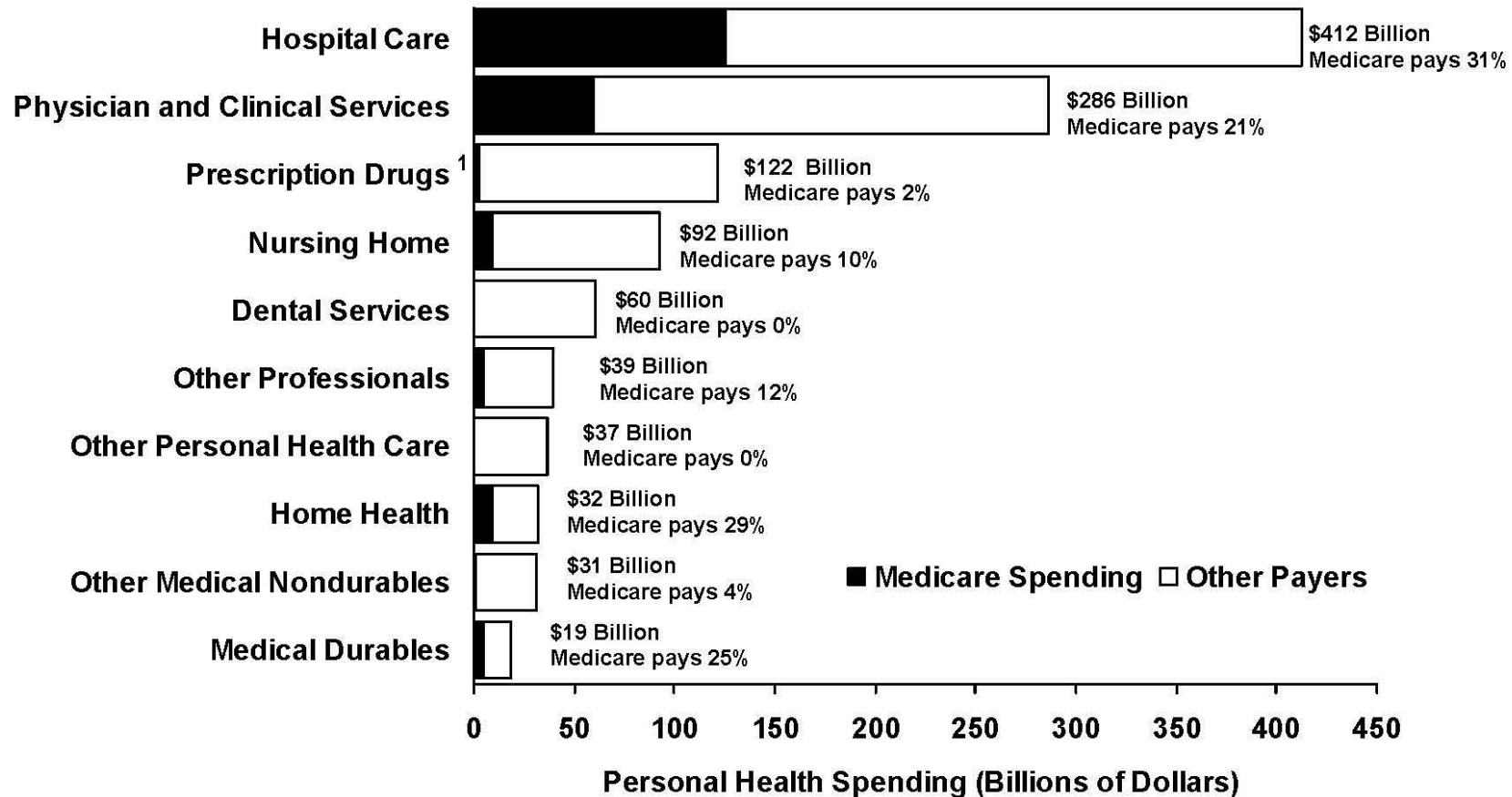
<sup>2</sup> Other services include ambulatory surgical center facility costs and ambulance services.

**Note:** Spending includes benefit dollars only. Data do not sum due to rounding.

Source: CMS, Office of the Actuary

# National Personal Health Care Expenditures, by Type of Service and Percent Medicare Paid, CY 2000


*Total national personal health care spending in CY 2000 was \$1.1 trillion;  
Medicare accounted for 19 percent.*



<sup>1</sup> Medicare payments are from managed care plans only, since fee-for-service Medicare does not generally cover outpatient prescription drugs.


Source: CMS, Office of the Actuary, National Health Statistics Group

# End of Chapter



**Return to Main Menu**

*[WWW.CMS.HHS.GOV/CHARTS/SERIES](http://WWW.CMS.HHS.GOV/CHARTS/SERIES)*



**Next Chapter**