

ICD-10

October 1, 2015

To learn more, see the CMS ICD-10 [Quick Start Guide](#) and more free resources at cms.gov/ICD10.

Get Ready Now!

Online

You can download the [2016 Code Tables and Index](#) at cms.gov/ICD10

1

Make a Plan | Obtain Access to ICD-10 Codes

Practice Management Systems



Print and Electronic



Electronic Health Record Products



Available from many sources, in many formats

2

Train Your Staff | Get Up to Speed

Clinical

Focus on documentation, new clinical concepts captured in ICD-10



Coding/ Administrative

Focus on ICD-10 fundamentals




Identify top codes and code current cases in ICD-10

3

Update Your Processes | Get Your Forms Ready

CMS 1500 Forms

Be sure you have the [2012 version](#) if you use [paper claims](#)



Superbills

Replace ICD-9 diagnosis codes with ICD-10



Update hard-copy and electronic forms

Software System Vendors

Call right away to confirm your systems are ready

4

Talk to Your Vendors and Health Plans | Confirm Systems Are Ready

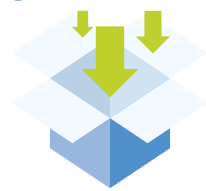
Health Plans



Billing Services



Clearinghouses




Ask about their readiness and testing opportunities

5

Test Your Systems and Processes | Verify You Can Generate Claims

Business Trading Partners

Test with health plans, clearinghouses, vendors



New Software/ Systems

Make sure you can generate ICD-10 claims



Get More Info
Visit the CMS website at cms.gov/ICD10

Test inside your practice and with trading partners