

DEPARTMENT OF HEALTH & HUMAN SERVICES  
Centers for Medicare & Medicaid Services  
7500 Security Boulevard, Mail Stop C1-26-16  
Baltimore, Maryland 21244-1850



## **Center of Medicare**

---

July 14, 2015

**VIA:**

**EMAIL (shari.shaikh@solcohealthcare.com)**

Solco Healthcare U.S. LLC  
Ms. Shari Shaikh  
Controller  
2002 Eastpark Blvd  
Cranbury, NJ 08512

**RE: Notice of Determination to Impose a Civil Money Penalty for Pharmaceutical Manufacturer  
Contract Number P1370**

Dear Ms. Shari Shaikh:

Pursuant to 42 CFR §423.2335(d), the Centers for Medicare & Medicaid Services (CMS) is providing notice to Solco Healthcare U.S. LLC that CMS has made a determination to impose a civil money penalty (CMP) in the amount of \$442.02.

### **Basis for Civil Money Penalty**

This action is based on your organization's failure to pay specified Part D sponsors within 38 calendar days of receipt of the quarterly invoice from the third party administrator, in violation of 42 CFR §423.2315(b)(3) and Section II(b) of the Medicare Coverage Gap Discount Program Agreement (Discount Agreement).

Based on the payment confirmation report provided by your organization and the payment confirmations provided by Part D sponsors, CMS has determined to impose a CMP of \$442.02 to Solco Healthcare U.S. LLC due to untimely payments for the 2014 first quarter invoices. Specifically, the following Part D sponsors did not receive payments within the requisite 38-day time period:

- 20 Part D Sponsors      \$1,768.09 (Breakdown on Attachment 2)

Ms. Shari Shaikh

July 14, 2015

Page 2 of 10

The CMP that your company owes is equal to:

- 25% on the amount paid late, \$442.02

The determination by CMS to impose a CMP will become final and due no later than September 14, 2015 if you do not request a hearing to appeal in the manner and timeframe described below. Please see the required payment method below under Method to Submit CMP Payments.

Please note that any further failures by Solco Healthcare U.S. LLC to comply with these or any other CMS requirements may subject your organization to termination as described in 42 CFR §423.2345 and section VIII of the Discount Agreement.

### **Right to Request a Hearing**

Your organization may request a hearing to appeal CMS' determination in accordance with Section VIII (c) of the Discount Agreement. You must send a written request for a hearing to the Departmental Appeals Board office listed below, and a copy to CMS at the address listed below, within 60 calendar days from receipt of this notice. Your request must be received no later than September 14, 2015. The request for a hearing must identify the specific issues, the findings of fact and conclusions of law with which you disagree, and specify the basis for each contention that the finding or conclusion of law is incorrect. Your request should be sent to:

Karen Robinson  
Civil Remedies Division  
Department of Health and Human Services  
Departmental Appeals Board  
Medicare Appeals Council, MS 6132  
330 Independence Ave., S.W.  
Cohen Building Room G-644  
Washington, D.C. 20201

A copy of your hearing request should also be sent to CMS at the following address:

Craig Miner  
Deputy Director, Division of Part D Policy  
Centers for Medicare & Medicaid Services  
7500 Security Boulevard  
MAIL STOP: C1-26-16  
Baltimore, MD 21244  
Email: [Craig.miner@cms.hhs.gov](mailto:Craig.miner@cms.hhs.gov)

### **Method to Submit CMP Payments**

All CMP payments must be made using Pay.gov (See Attachment for instructions). Pay.gov provides a free service to Federal government agencies and to the entities that make online payments to a Federal

Ms. Shari Shaikh

July 14, 2015

Page 3 of 10

government agency. The Pay.gov Collection Service collects and processes the Internet-authorized deductions from a checking or savings account via Automated Clearing House (ACH) debit entries processed at the Federal Reserve Bank of Cleveland (FRB-C). Your Pay.gov payment transaction will not require a Username and Password in Pay.gov.

Companies sometimes have blocks on their bank accounts that will only allow designating transactions to be processed. It may be necessary to provide your banking institute with the following two pieces of information to unblock the bank account:

- **Originating Depository Financial Institution (ODFI):** FRB-C is the payment processor for ACH payments made through Pay.gov and will appear as the ACH ODFI. FRB-C processes Pay.gov ACH transactions under the American Bankers Association (ABA) routing numbers 041036046 and 042736141.
- **Company ID:** Every ACH batch contains a company ID number in accordance with the National Automated Clearing House Association (NACHA) requirements. CMS' company ID number for Pay.gov payments is 7505008012.

For Pay.gov technical issues contact Pay.gov Customer Service at (800) 624-1373 *or* (216) 579-2112, Monday–Friday from 6:00 A.M. to 7:00 P.M. Eastern Time.

You will find it helpful to have the following information available when you complete your payment:

- P# (P####)
- CMP payment demand letter from CMS
- Bank account and routing numbers
- Point of contact regarding the payment
- Business mailing address

Acknowledgement of this letter is required, please reply to [CGDPandManufacturers@cms.hhs.gov](mailto:CGDPandManufacturers@cms.hhs.gov). If you have any questions about this notice, please contact Sonia Eaddy at [Sonia.eaddy@cms.hhs.gov](mailto:Sonia.eaddy@cms.hhs.gov).

Sincerely,

/s/

Amy K. Larrick

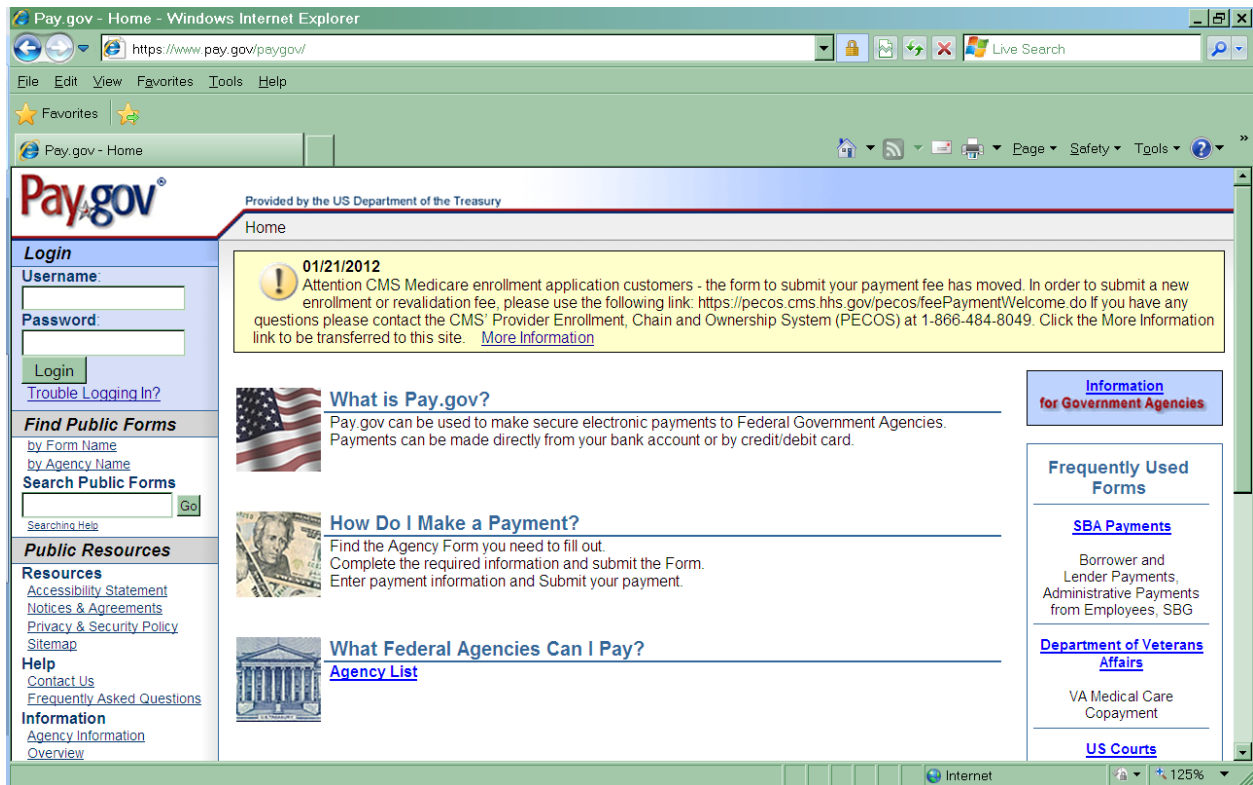
Acting Director, Medicare Drug Benefit and C & D Data Group

cc: Ms. Cheri Rice, CMS/CM/MPPG  
Mr. John Scott, CMS/CM/MPPG  
Ms. Frankeena Wright, CMS/OL  
Ms. Jill Abrams, DHHS/OGC  
Ms. Jennifer Garver, DHHS/OGC  
Ms. Karen Robinson, DHHS/DAB

## Attachment 1

### Step 1

Access Pay.gov at <https://www.pay.gov>



### Step 2

On the Pay.gov home page,

- In the **Search Public Forms** box (on the left side of the home page), Type: *Medicare Coverage Gap Discount* (not case sensitive)
- then click on Go

Ms. Shari Shaikh

July 14, 2015

Page 5 of 10

The screenshot shows a Windows Internet Explorer browser window displaying the Pay.gov search results page. The address bar shows the URL: <https://qa.pay.gov/paygov/payments/keywordSearchForms.html?keyword=medicare+Coverage+gap+discount&f>. The search results are for the keyword "medicare Coverage gap discount" and returned 3 results. The left sidebar contains navigation links for Password, Login, Find Public Forms, Search Public Forms, Public Resources, and Information. The main content area lists three results:

- CMS Data Payment Form**  
Form Number: CMS Data Payment  
Please use this form to pay your public use files, limited data sets, and research identifiable files fees. Also use this form to pay all other recovery of data processing fees from the Centers for Medicare & Medicaid Services. This form is NOT to be used for submitting the CMS 855 Application Fee. If you need to submit a new enrollment or revalidation fee, please use the following link: <https://pecos.cms.hhs.gov/pecos/feePaymentWelcome.do>.  
[Department of Health and Human Services](#)  
<https://qa.pay.gov/paygov/forms/formInstance.html?agencyFormId=1818891>  
[View PDF](#)
- CMS Medicare Application Fee**  
Form Number: Medicare-app-fee-1  
For all questions please call: 1-866-484-8049. After December 31, 2011, you must access this url to CMS' Provider Enrollment, Chain and Ownership System (PECOS) website to pay the Medicare enrollment application fee. <https://pecos.cms.hhs.gov/pecos/feePaymentWelcome.do>.  
[Department of Health and Human Services](#)  
<https://qa.pay.gov/paygov/forms/formInstance.html?agencyFormId=3149023>  
[View PDF](#)
- Medicare Coverage Gap Discount Program CMPs**  
Form Number: Medicare CGDP CMPs  
Please use this form to pay your Medicare Coverage Gap Discount Program Civil Monetary Penalties.  
[Department of Health and Human Services](#)  
<https://qa.pay.gov/paygov/forms/formInstance.html?agencyFormId=3550318>  
[View PDF](#)

The bottom of the page shows the Internet Explorer status bar with the address bar, search bar, and zoom level set to 125%.

### Step 3

Click on **Medicare Coverage Gap Discount Program CMPs** link. You will be taken to the civil money penalty collection form. Have available your payment demand letter from CMS.

The screenshot shows a web browser window titled "Pay.gov - Form Instance - Windows Internet Explorer". The address bar displays the URL: <https://www.pay.gov/paygov/forms/formInstance.html?nc=1330705111240&agencyFormId=386169298&userForm>. The browser's address bar, menu bar, and toolbar are visible. Below the browser window, a security warning states: "This website wants to run the following add-on: 'Microsoft Vector Graphics Rendering(VML)' from 'Microsoft Corporation'. If you trust the website and the add-on and want to allow it to run, click here...". The main content area displays the "Medicare Coverage Gap Discount Program" form. The form is titled "Medicare Coverage Gap Discount Program" and "Civil Money Penalty Payment". It includes a section for "Required Fields" with the following labels and input fields: "Manufacturer P Number:", "Manufacturer Name:", "Address:", "City:", "State:", "Zip Code:", "Point of Contact Name:", "Point of Contact Phone:", "Point of Contact Email:", "Date of Demand Letter:", "Invoice Quarter for which Penalties are due:", "Quarter:", "Year:", and "Payment Amount:". The "Payment Amount" field has a note: "(Note: This must be the total amount due)". At the bottom of the form, there are two buttons: "Submit Data" and "PDF Preview". The browser's status bar at the bottom shows "Done" and "Internet".

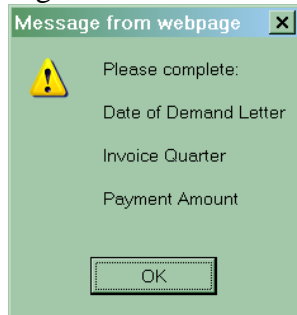
- Complete the required fields
  - **Manufacturer P Number:** (P####) must be a P followed by 4-digits
  - **Manufacturer Name:** manufacturer's complete name
  - **Point of Contact:** person authorized to make the payment
  - **Point of Contact Phone:** (\*\*\*\_\*\*\_\*\*\*\*) telephone number must include dashes
  - **Point of Contact Email:** email address
  - **Mailing address:** Street, city, state, and zip code
  - **Date of Demand Letter:** (MM/DD/YEAR) typed date on the demand letter received from CMS
  - **Quarter:** (Q1, Q2, Q3, Q4) use the drop arrow to select the calendar year quarter in which the invoice payment was late or unpaid
  - **Year:** use the drop down arrow to select the calendar year in which the invoice payment was late or unpaid
  - **Payment Amount:** the total amount indicated on the demand letter from CMS
- Review
- Click on Submit Data

NOTE: You will immediately receive a message if **any** of the required information is missing on the payment form. Click OK, complete the missing information, and click on Submit Data.

Ms. Shari Shaikh

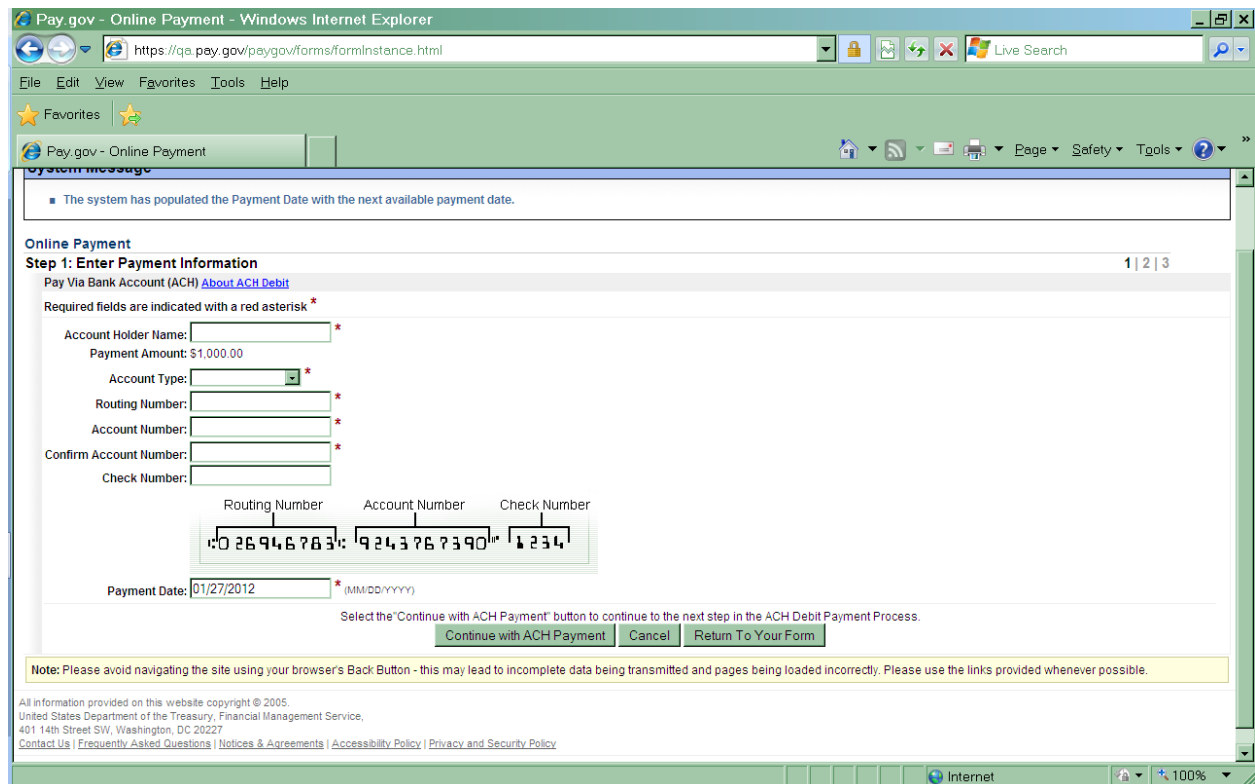
July 14, 2015

Page 7 of 10



#### Step 4

Have your banking information available to enter the payment information. Enter bank information, review, and print your payment confirmation to complete your Pay.gov payment.



- Enter Payment Information
  - **Account Holder Name:** name as it appears on the actual banking account

***Notice the payment amount you entered on the previous screen has populated. Click on Return To Your Form to correct the payment amount.***

- **Account Type:** (Personal Checking, Personal Savings, Business Checking, or Business Savings) use the drop down arrow to select account type
- **Routing Number:** bank routing number
- **Account Number:** bank account number
- **Confirm Account Number:** re-type your bank account number
- **Check Number:** check number used for this payment
- **Payment Date:** automatically populates the next available date in which the financial institutes can initiate the payment transaction

**Continue with ACH Payment-** will move you the next step of your payment

**Cancel-** will cancel all information entered during this session

**Return To Your Form-** will take you back to the Civil Money Penalty form

**Note: You will be redirected to the Pay.gov home page to start a new session if you click on Continue with ACH Payment before the account information is entered.**

- Review the payment summary,

Pay.gov - Online Payment - Windows Internet Explorer

https://qa.pay.gov/paygov/payments/enterACHDebitPaymentInformation.html

File Edit View Favorites Tools Help

Pay.gov - Online Payment

**Step 2: Authorize Payment**

Payment Summary [Edit this information](#)

Account Holder Name: manufacturer Inc  
Payment Amount: \$1,000.00  
Account Type: Business Checking  
Routing Number: 041000124  
Account Number: \*\*\*\*\*0424  
Check Number: 0002  
Payment Date: 01/27/2012

**Email Confirmation Receipt**  
To have a confirmation sent to you upon completion of this transaction, provide an email address and confirmation below.

Email Address:   
Confirm Email Address:   
CC:  Separate multiple email addresses with a comma

**Authorization and Disclosure**  
Required fields are indicated with a red asterisk \*

I agree to the authorization and disclosure language. ☒ \*

the U.S. Treasury Department's Financial Management Service. As used in this document, "we" or "us" refers to the Financial Management Service and its agents and contractors operating Pay.gov. "You" refers to the end-user reading this document and agreeing to it prior to engaging in a debit transaction.

**I. Consumers**

**A. Authorization**  
You acknowledge that you have read and understand the consumer disclosure language and authorize the Federal Reserve financial institution of Cleveland to debit the named financial institution account. This authorization is to remain in full force and effect until we have received notification of its termination in such time and in such manner as to afford Pay.gov a reasonable opportunity to act on it, or unless otherwise terminated for any reason by Pay.gov.

**B. Disclosure**  
In case of errors or questions about a transaction, immediately contact the Federal agency using the Pay.gov service or contact Pay.gov directly.



Ms. Shari Shaikh

July 14, 2015

Page 9 of 10

- Enter email address(es) to receive the payment confirmation
- Please add to the CC box: [cgdp\\_manufacturers@cms.hhs.gov](mailto:cgdp_manufacturers@cms.hhs.gov)
- Read and/or print the Authorization and Disclosure. If you agree, Click, *I agree to the authorization and disclosure language*

**Submit Payment-** will submit your payment and move you to the final step of your payment

**Cancel-** will cancel all information entered during this session

**Return To Your Form-** will take you back to the Civil Money Penalty form

- Print the payment confirmation.

The screenshot displays the Pay.gov Online Payment interface within a Windows Internet Explorer browser window. The address bar shows the URL: <https://qa.pay.gov/paygov/payments/authorizeACHPayment.html>. The page title is "Pay.gov - Online Payment". The main content area is titled "Online Payment Step 3: Confirm Payment" and includes a confirmation message: "Thank you. Your transaction has been successfully completed. It is recommended you [print a copy](#) for your records." Below this, the "Pay.gov Tracking Information" section lists: Application Name: Medicare Coverage Gap Discount Program CMPs, Pay.gov Tracking ID: 3FOHC800, Agency Tracking ID: 120008878801, and Transaction Date and Time: 01/26/2012 12:36 EST. The "Payment Summary" section lists: Account Holder Name: manufacturer Inc, Payment Amount: \$1,000.00, Account Type: Business Checking, Routing Number: 041000124, Account Number: \*\*\*\*\*0424, Check Number: 0002, and Payment Date: 01/27/2012. The left sidebar contains navigation links for Login, Find Public Forms, Public Resources, and Information. The bottom status bar shows "Done" and "Internet" with a 100% zoom level.

Pay.gov - Online Payment - Windows Internet Explorer

https://qa.pay.gov/paygov/payments/authorizeACHPayment.html

File Edit View Favorites Tools Help

Pay.gov - Online Payment

Pay.gov®

Provided by the US Department of the Treasury

Home > Online Payment

Login

Username:

Password:

Login

Trouble Logging In?

Find Public Forms

by Form Name

by Agency Name

Search Public Forms

Go

Public Resources

Resources

Accessibility Statement

Notices & Agreements

Privacy & Security Policy

Sitemap

Help

Contact Us

Frequently Asked Questions

Information

Agency Information

Overview

Implementing

Documentation

Press / Articles

Online Payment

Step 3: Confirm Payment

1 | 2 | 3

Thank you.  
Your transaction has been successfully completed.  
It is recommended you [print a copy](#) for your records.

Pay.gov Tracking Information

Application Name: Medicare Coverage Gap Discount Program CMPs  
Pay.gov Tracking ID: 3FOHC800  
Agency Tracking ID: 120008878801  
Transaction Date and Time: 01/26/2012 12:36 EST

Payment Summary

Account Holder Name: manufacturer Inc  
Payment Amount: \$1,000.00  
Account Type: Business Checking  
Routing Number: 041000124  
Account Number: \*\*\*\*\*0424  
Check Number: 0002  
Payment Date: 01/27/2012

[Return to your form search results](#)  
[Return to Home](#)

Done

Internet

100%

Ms. Shari Shaikh

July 14, 2015

Page 10 of 10

Attachment 2

	<b>Contract Number</b>	<b>Contract Name</b>	<b>Invoiced Amount</b>
1	H0104	BLUE CROSS AND BLUE SHI	\$ 40.79
2	H0303	PACIFICARE OF ARIZONA	\$ 71.64
3	H1036	HUMANA MEDICAL PLAN IN	\$ 41.22
4	H3330	HIP HEALTH PLAN OF NY	\$ 7.65
5	H4456	JOHN DEERE HEALTH PLAN	\$ 19.27
6	H5576	VANTAGE HEALTH PLAN, I	\$ 39.66
7	H6528	CARE IMPROVEMENT PLUS S	\$ 42.19
8	H6609	HUMANA INSURANCE COMPAN	\$ 93.55
9	S5596	ANTHEM INSURANCE COMPAN	\$ 3.50
10	S5601	SILVERSCRIPT INSURANCE	\$ 176.45
11	S5660	MEDCO HEALTH SOLUTIONS	\$ 30.51
12	S5715	HCSC INSURANCE SERVICES	\$ 44.19
13	S5743	BLUE CROSS BLUE SHIELD	\$ 70.84
14	S5755	UNITED AMERICAN INSURAN	\$ 42.19
15	S5795	ARKANSAS BCBS A MUTUAL	\$ 42.49
16	S5805	UNITED HEALTHCARE INSUR	\$ 41.22
17	S5820	UNITED HEALTHCARE INSUR	\$ 227.43
18	S5884	HUMANA INSURANCE COMPAN	\$ 192.90
19	S5921	PACIFICARE LIFE AND HEA	\$ 292.16
20	S7950	EXPRESS SCRIPTS INSURAN	\$ 248.24
		<b>Total</b>	<b>\$1,768.09</b>