

OPEN PAYMENTS

Creating public transparency into industry-physician financial relationships

12th Annual Forum on Transparency & Aggregate Spend

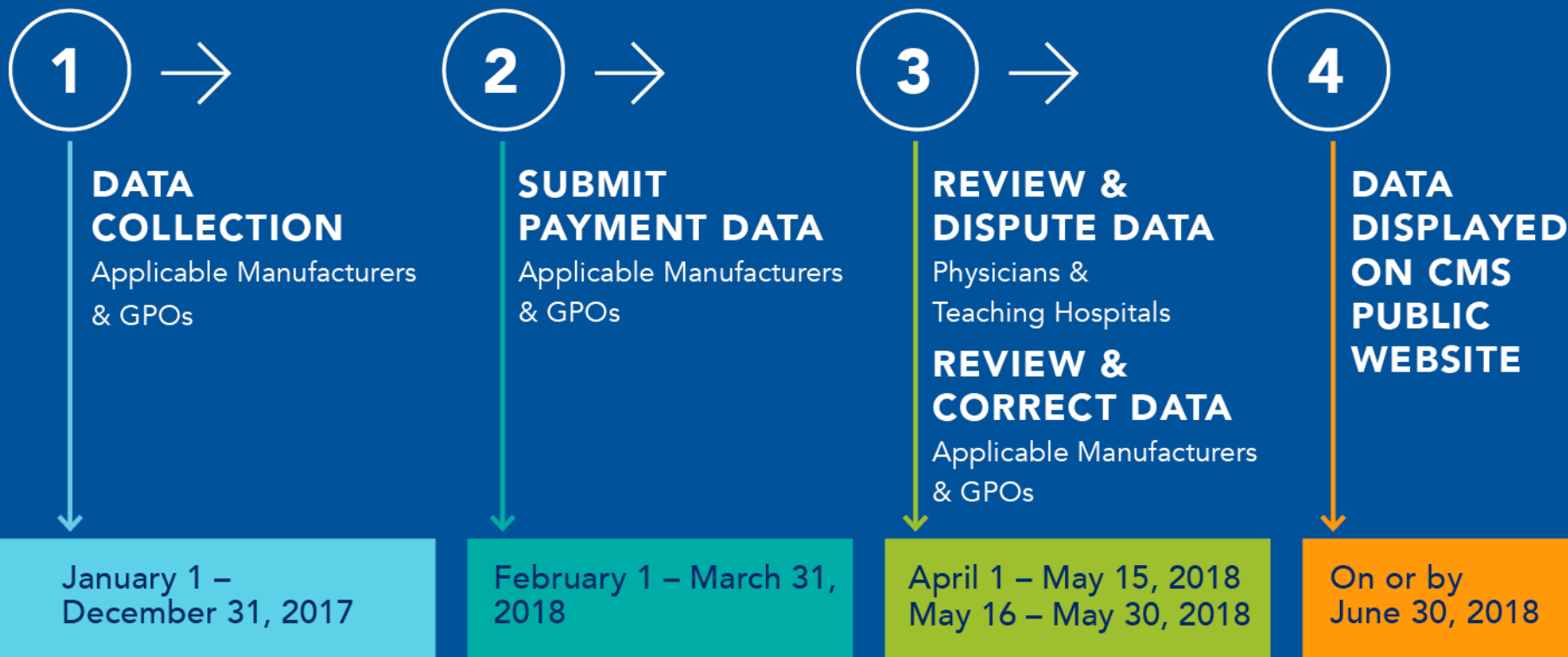
August 21, 2018



Open Payments Defined

Open Payments is a national disclosure program that promotes a more transparent and accountable health care system by making the financial relationships between applicable manufacturers and group purchasing organizations (GPOs) and health care providers (physicians and teaching hospitals) available to the public.

Program Operation




The timeline above is based on Program Year 2017.



The Data: Program Year 2017

Program Year 2017 Data Publication



- On June 29, 2018 CMS published the Open Payments Program Year 2017 data.
- Program Year 2017 is the fourth full program year data publication
- For Program Year 2017, 11.54 million records were published attributable to 628,000 physicians and 1,158 teaching hospitals

Program Year 2017



Total U.S. Dollar Value

\$8.40 Billion



Total Records Published

11.54 Million



General Payments
\$2.82 Billion




Research Payments
\$4.66 Billion

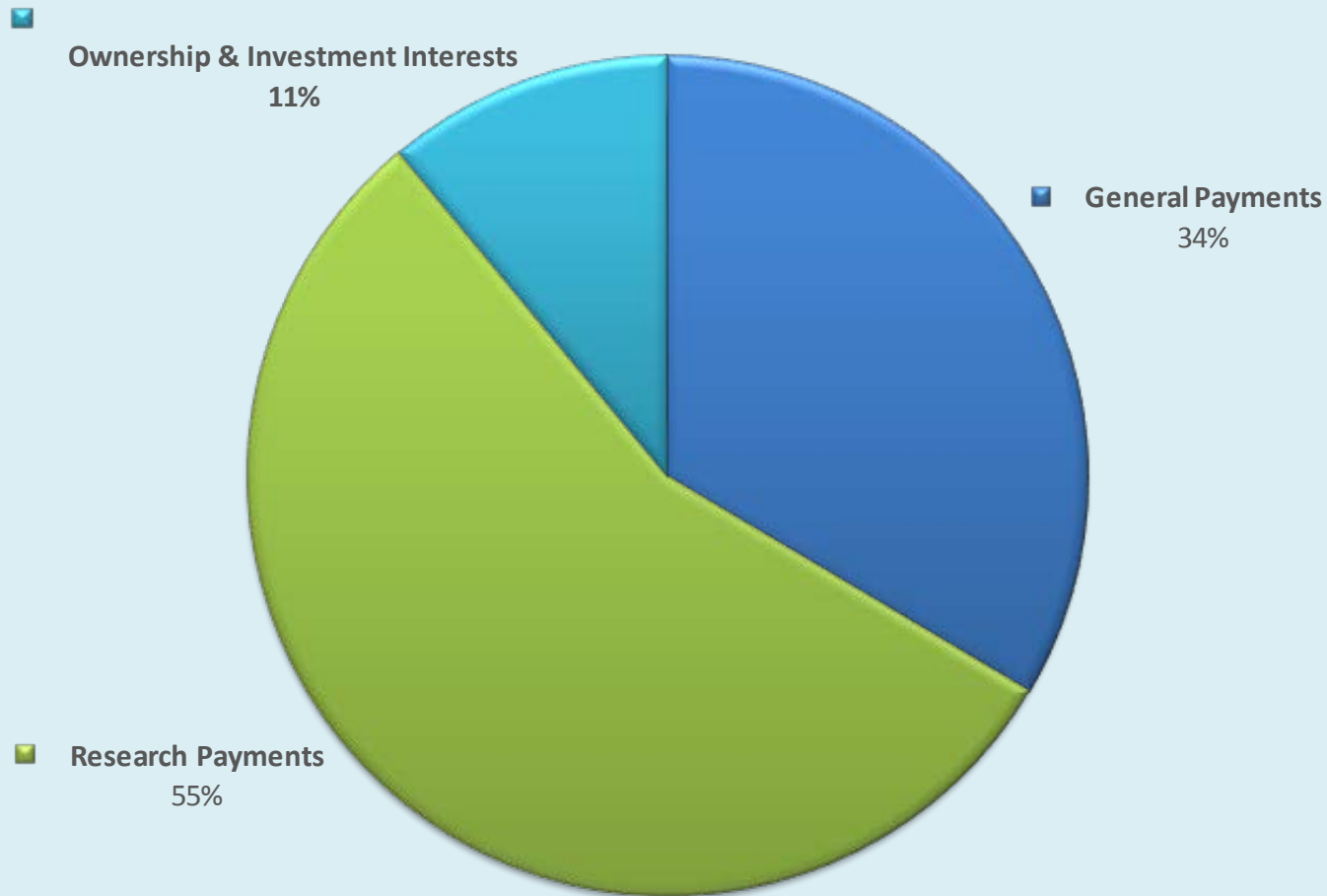


Ownership & Investment
\$927 Million

Program Year 2017




Program Year 2017 Payment Categories



All Program Years

2013 - 2017



Total U.S. Dollar Value
\$33.42 Billion



Total Records Published
53.00 Million



General Payments
\$12.07 Billion



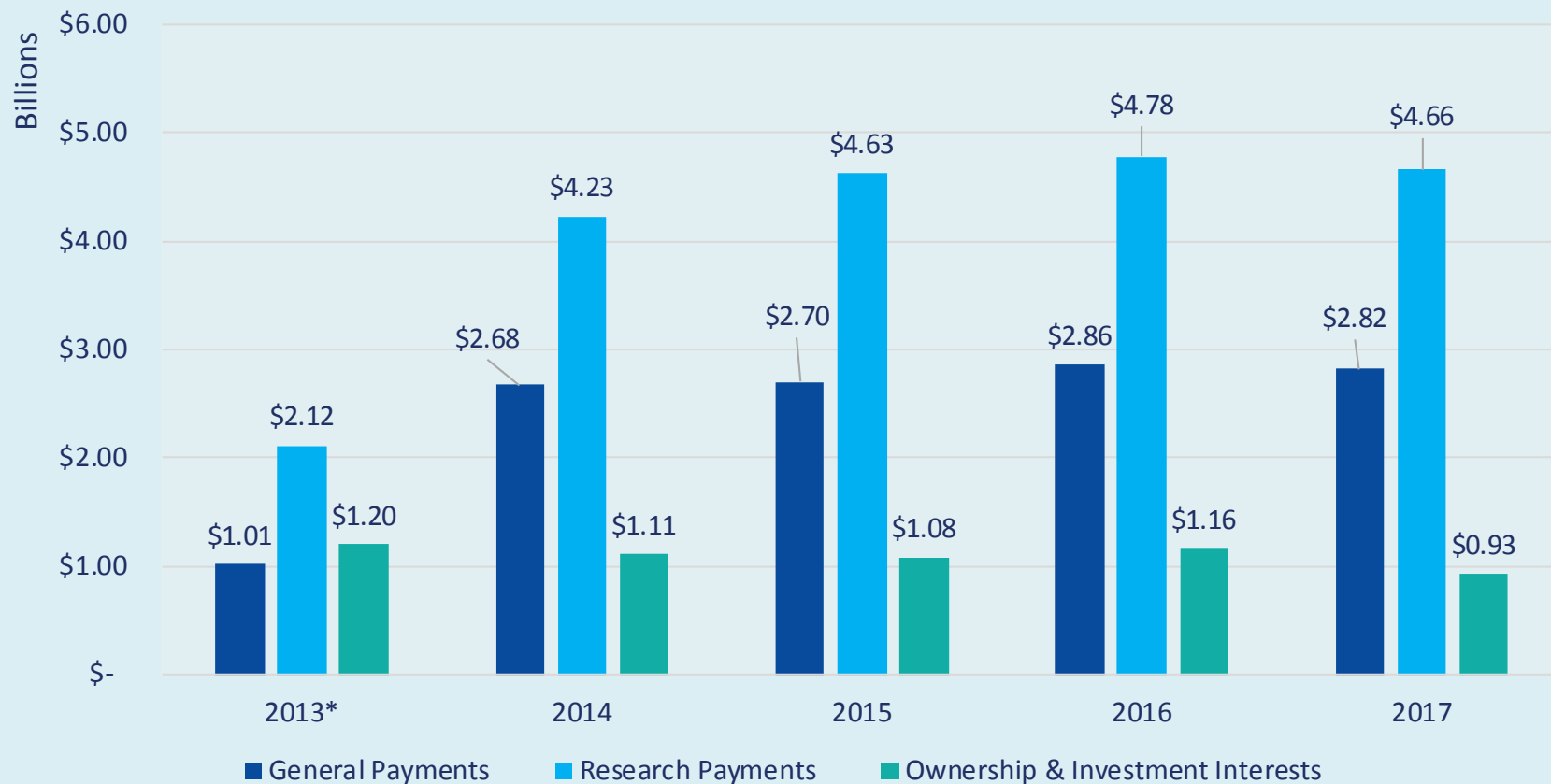
Research Payments
\$20.42 Billion



Ownership & Investment
\$927 Million

Program Years 2013 – 2017

PAYMENT CATEGORIES BY PROGRAM YEAR



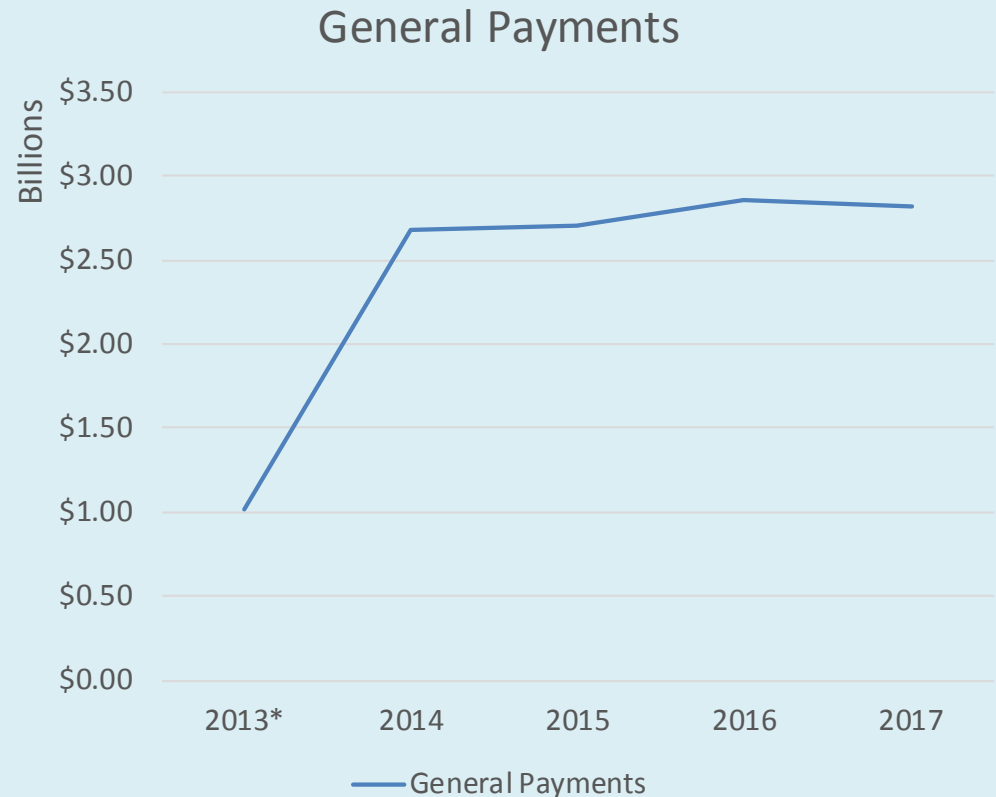
*Program Year 2013 was a partial year of data collection (August 2013 – December 2013)

General Payments



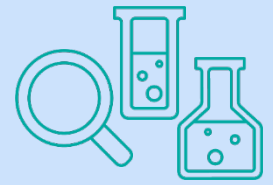
In Program Year 2017
10.93 million general
payment records were
reported amounting to
\$2.82 billion

General Payments make up
33.5% of the total dollar
value of Program Year 2017

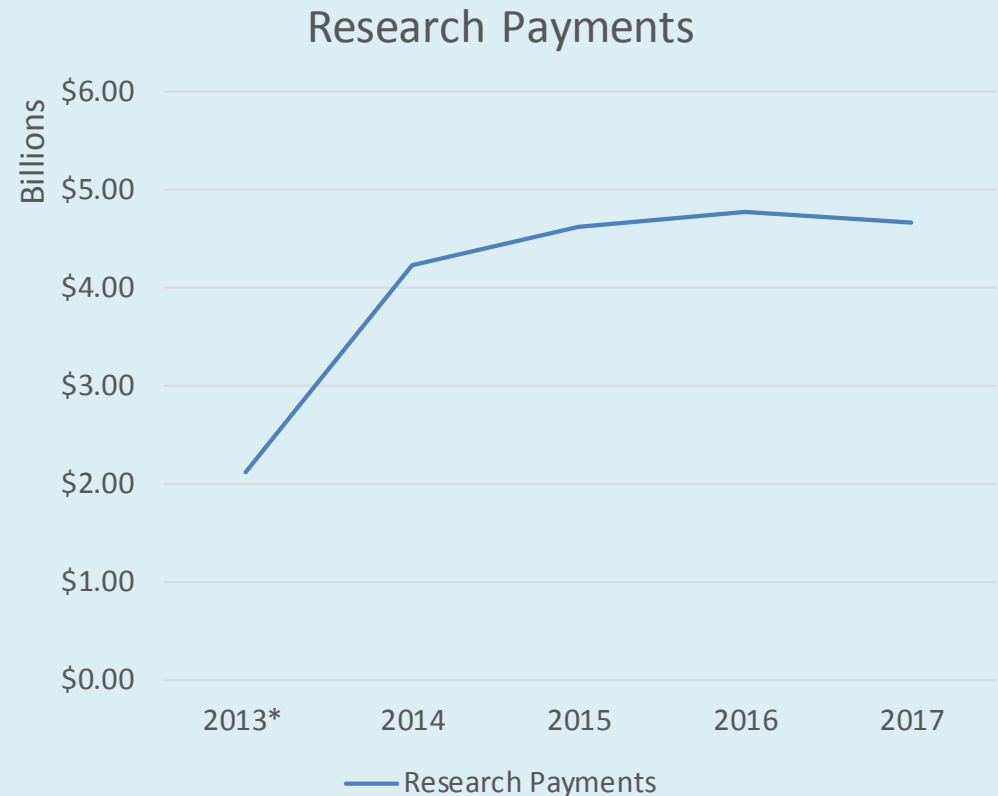


*Program Year 2013 was a partial year of data collection (August 2013 – December 2013)

Research Payments



Over the course of the Open Payments program, research payments have been a rising category and represented 55.4% of the total dollar amount reported in Program Year 2017



*Program Year 2013 was a partial year of data collection (August 2013 – December 2013)

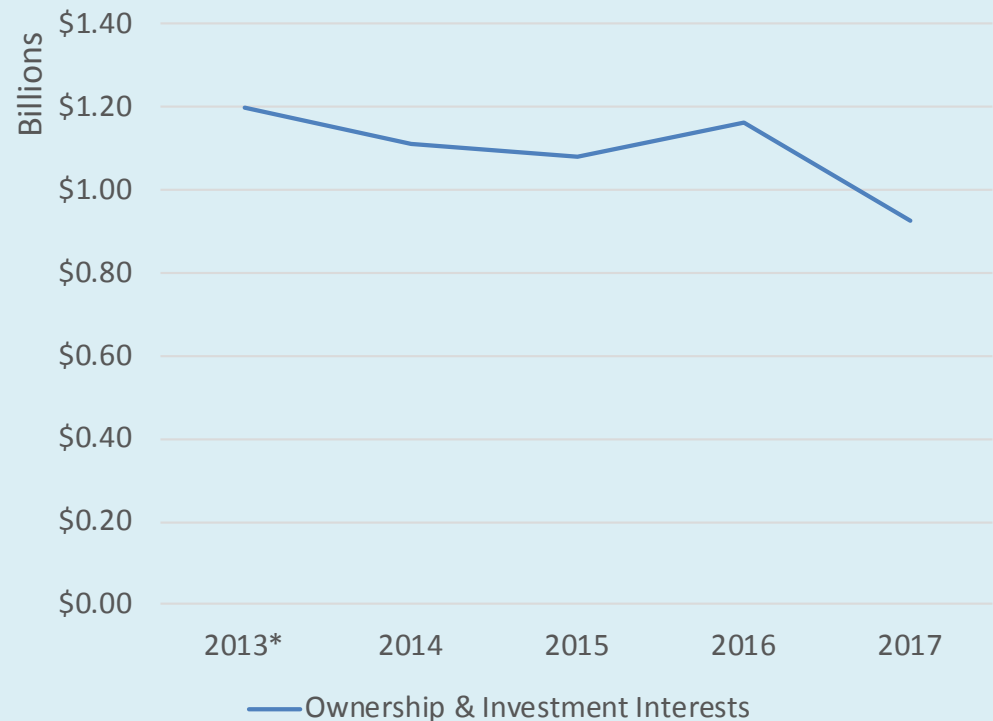
Ownership & Investment Interests



Ownership and Investment Interests made up 11.0% of the total reported dollar value for Program Year 2017

Ownership and Investment Interests did decrease from Program Year 2016 to Program Year 2017

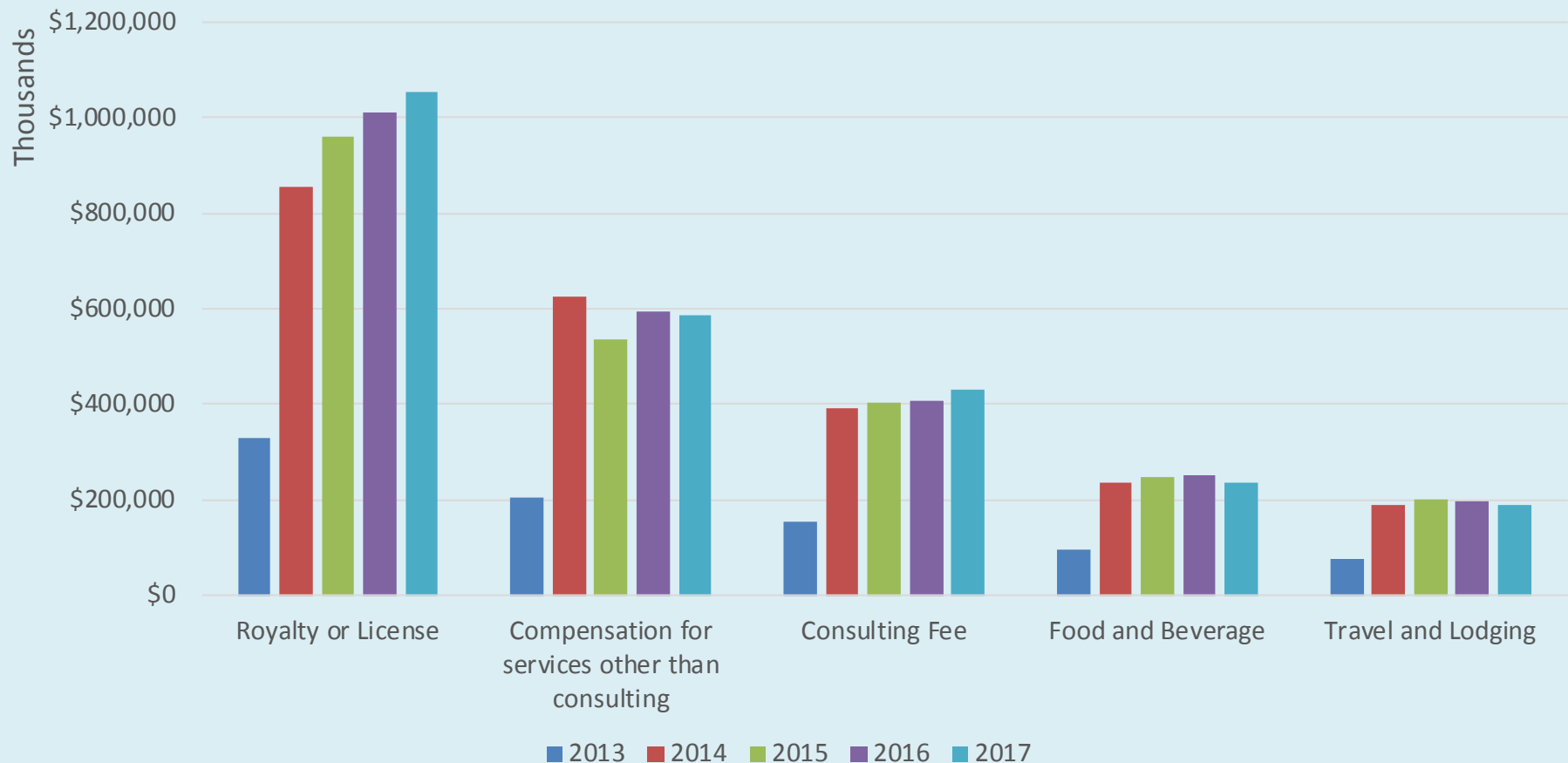
Ownership & Investment Interests



*Program Year 2013 was a partial year of data collection (August 2013 – December 2013)

Top Five Total General Payments by Dollar Value – Nature of Payments

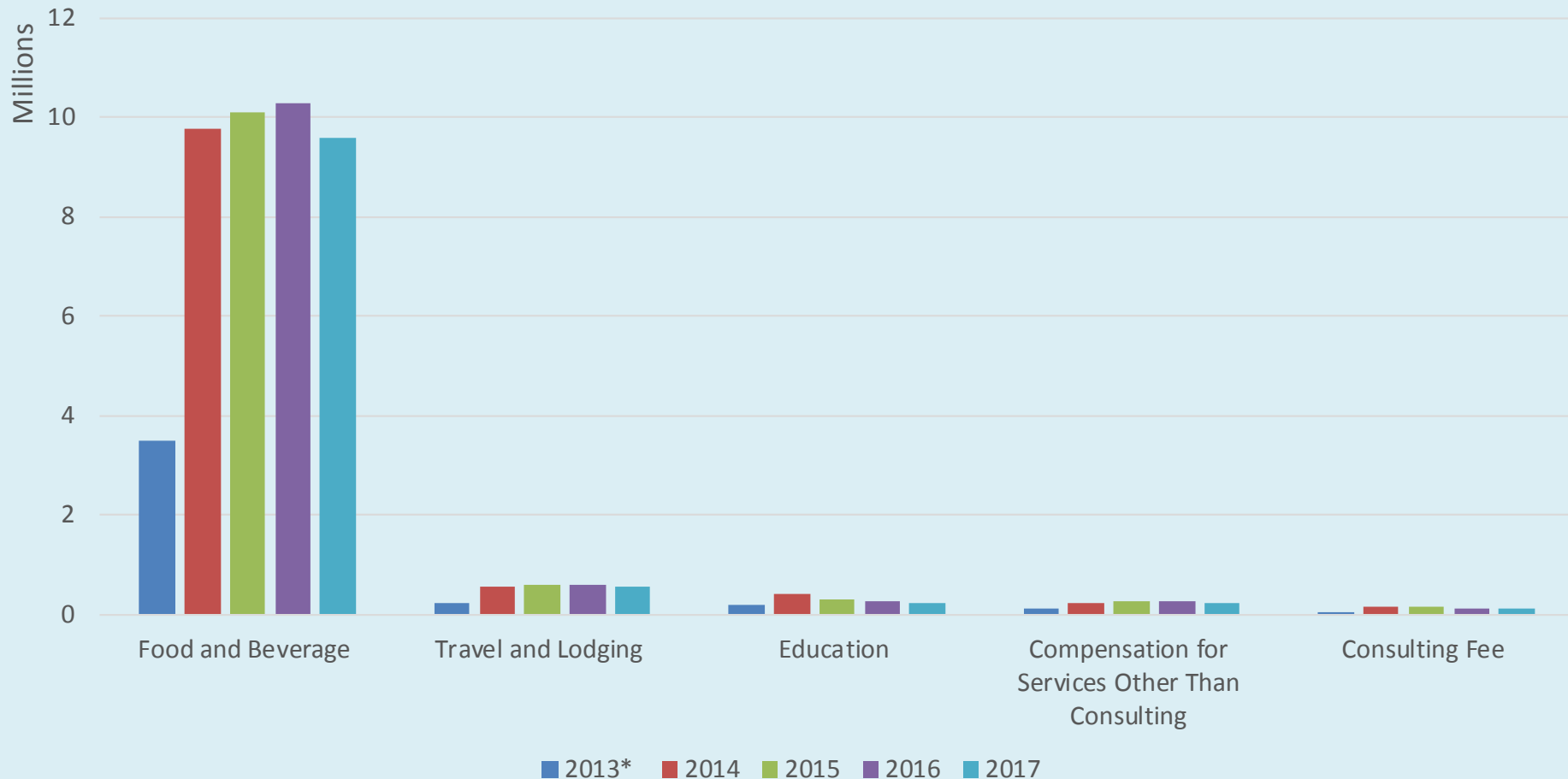
Top Five Nature of Payment Categories by Dollar Value
Program Years 2013* - 2017



*Program Year 2013 was a partial year of data collection (August 2013 – December 2013)

Top Five Total General Payments by Number of Payments – Nature of Payments

Top Five Nature of Payment Categories by Number of Payments
Program Years 2013* - 2017



*Program Year 2013 was a partial year of data collection (August 2013 – December 2013)

System Enhancements in 2019



- Update bulk file validation to match those of the graphic user interface for validating physician taxonomy codes
- Ability to access system – generated emails via an inbox of the system
- Usability enhancements to reduce the amount of scrolling and clicking needed when editing a record via the graphic user interface

System Enhancements 2019



- Enhancements to expired license warning presentation
- Duplicative upload prevention
- Provide users ability to delete records directly from the Review and Dispute page
- Performance enhancements to reduce processing time of final submission and allow user to move records to final submission status without requiring all records to be ready for submission

Engagement & Outreach Initiatives



- Physician Review & Dispute Mail Campaign
 - Spring 2018
 - Letters distributed to nearly 55,000 physicians encouraging pre-publication review of Program Year 2017 data
- Trainings and Education
 - Webinars focused on reporting activities
 - National Provider Call – Physician and Teaching Hospital Participation Education
- Collaborative Calls
 - Regular meetings with stakeholder groups

We want to hear from you!

- The Open Payments program welcomes feedback from the public on the program's operations and reporting requirements
- Currently CMS is requesting information on the following topics:
 - Impact of CME reporting requirements
 - Nature of financial relationships between CME providers, applicable manufacturers, GPOs, and covered recipients
 - How educational materials directly and indirectly benefit patients
 - Possible solutions for reducing reporting burden while ensuring transparency is maintained
- For more details and to provide feedback:
 - visit cms.gov/openpayments
 - provide feedback at opfeedback@cms.hhs.gov

Dates to Remember



- November 15, 2018
 - Deadline for corrections to undisputed records
 - Deadline to remove any previous delay in publication requests
- December 31, 2018
 - Covered Recipient Review & Dispute Deadline
 - Covered recipients have until the end of the calendar year to review and if necessary initiate a dispute on Program Year 2017 or newly published data
- January 2019
 - Data Refresh

Stay Connected

- **VISIT THE OPEN PAYMENTS WEBSITE**
for resources including Open Payments FAQs and more information about the program
 - <https://cms.gov/openpayments>
- **SUBSCRIBE TO THE LISTSERV** on our Contact Us Page
- **SEARCH THE DATA** at: <https://openpaymentsdata.cms.gov>
- **HAVE QUESTIONS OR NEED HELP?**
 - Email: openpayments@cms.hhs.gov
 - Call: 1-855-326-8366 (TTY Line: 1-844-649-2766)