



Centers for Medicare & Medicaid Services
Office of Financial Management
Provider Compliance Group
7500 Security Blvd
Baltimore, MD 21244-1850

Implementation Guide
For Health Information Handlers

Electronic Submission of Medical Documentation Project (esMD)



Version: 4.1
Last Modified: 6/14/2013

Document Number: Release_2.0_Implementation_Guide
Contact Number: HHSM-500-2007-00024I

APPROVALS:

Lori Moser

Signature Printed Name Date

QSSI esMD – Program Director

Title

Submitting Organization's Approving Authority

Role

Maureen Hoppa

Signature Printed Name Date

Contracting Officer's Representative

Title

CMS' Approving Authority

Role

Daniel Schwartz

Signature Printed Name Date

Director of Division of Analysis, Corrective Actions, and Technology

Title

CMS Business Owner

Role

Elaine Wigginton

Signature Printed Name Date

Senior Technical Advisor

Title

CMS Program Lead

Role

Contributors

Name	NHIO Represented	Organization
Melanie Combs Dyer	CMS – esMD	CMS
Daniel Kalwa	CMS – esMD	CMS
Manoj Chaganti	CMS – esMD	CMS/QSSI
Subramanian Muniasamy	CMS – esMD	CMS/QSSI
Laura Higdon	CMS – esMD	CMS/QSSI
Sacchidanand Girde	CMS – esMD	CMS/QSSI

Document Change History

Version	Date	Changed By	Items Changed Since Previous Version
0.1		Melanie Combs-Dyer	Initial Draft
0.2		Naresh Saharya	Second Draft
0.3		Melanie Combs-Dyer	Third Draft
0.4		Manoj Chaganti	Updated the Content and added Technical Details Added the Security Assertions, Metadata and Payload details.
0.5		Manoj Chaganti	Reviewed the draft.
0.6	10/27/2010	Melanie Combs-Dyer, Manoj Chaganti, Laura Higdon	Reviewed and updated the sentenced in various sections.
0.7	11/16/2010	Manoj Chaganti, Laura Higdon	Updated Section 1.1 Introduction and its diagram. Updated Section 1.2 – On boarding Processes <ul style="list-style-type: none"> • Certification processes. • Turning on the FIPS 140-2 Updated the Section 3.1 – CMS Validation Region Testing with HIH (thru esMD VAL CONNECT Gateway) <ul style="list-style-type: none"> • Clarified the Testing Process. • Add CMS esMD OID Updated the Section 3.2 – CMS Production Region Testing with HIH (thru esMD Prod CONNECT Gateway) <ul style="list-style-type: none"> • Clarified the Testing Process. • Add CMS esMD OID Updated Section 10 – Release Notification Table <ul style="list-style-type: none"> • Updated Release dates Updated Section 5.3.9 – Meta Data <ul style="list-style-type: none"> • Added CMS esMD Review Contractor OIDs
0.8	12/07/2010	Manoj Chaganti Laura Higdon	Changed SSL to TLS throughout the document Updated Section 1.1 <ul style="list-style-type: none"> • error payment figures Updated Section 1.3 <ul style="list-style-type: none"> • TIFF formats Updated Section 2.1 Updated Section 8 Release Notification Details <ul style="list-style-type: none"> • current dates Updated Glossary
0.9	12/20/2010	Manoj Chaganti	<ul style="list-style-type: none"> • Updated the XDR link in section 1.2 • Updated 5.3.5 SOAP Envelope diagram • Added Intended Recipient to SAML Assertions • Deleted an XDSRegistryDeprecatedDocumentError Error message in section 5.3.5.4 • Added acknowledgment diagram in acknowledgement section.

Version	Date	Changed By	Items Changed Since Previous Version
1.0	01/05/2010	Manoj Chaganti	<ul style="list-style-type: none"> Section 8 – Status and Notification Acknowledgment Diagram and content update. Added a table with Namespace url details. Section 5.3.5.5 – Added esMD SAML Assertion Table Section 5.3.7 Metadata fields – Added / Updated the XDR Document and Submission Set Meta Data details to achieve XDR interoperability. Section 5.3.8 Added esMD Submission Set Table with example esMD Affinity Values are added in various tables. Section 10 Release Notification Updated the Release Details Section Appendix A – Updated the sample Message with Assertions and Meta data tags.
1.1	01/19/2011	Melanie Combs-Dyer / Manoj Chaganti	<ul style="list-style-type: none"> Section 5.3.5 SOAP Envelope Updated Soap Envelope Figure. Section 5.3.8 Cleaned Up. Redundant – esMD specific attributes Table 2 and 3 Updated the default value context from “Shall be NA” to “May be NA”. Table 5 to 11 – Affinity Values Updated the affinity values in the following tables. Section 7 – Error Messages Deleted irrelevant errors (XDSRegistryDuplicateUniqueIdInMessage, XDSRegistryBusy and XDSRegistryOutOfResources /XDSRepositoryOutOfResources)
1.2	02/01/2011	Manoj Chaganti	<ul style="list-style-type: none"> Section 2.1 – Added the IP address and port number requirement. Section 5.3.5 SOAP Envelope Updated Soap Envelope Figure. Section 5.3.8 <ul style="list-style-type: none"> Updated XDR SubmissionSet Metadata Table Column Title. Updated XDR Document Metadata Table Column Title. URL description is updated Affinity Values Tables is updated. Section 7 – Error Message Added Virus scan failure error message. Section 8.3 Claim Reviewer Delivery Notification is updated for virus scan <ul style="list-style-type: none"> Section 5.3.9 – HITSP C62 (Construct on top of CDA) Document Constraints Added Clinical document wrapper details Section 8.4 Service Level Agreement Added service level agreement for acknowledgment. Section 11 Glossary- Added Electronic Submission of Medical Documentation and definition Section 11 Glossary- Changed NHIN references to NwHIN Section 12 Acronyms- Updated Table with ADR, esMD, and NwHIN Section 14 – Added Codes.xml place holder

Version	Date	Changed By	Items Changed Since Previous Version
1.3	2/07/11	Manoj Chaganti/Laura Higdon	<ul style="list-style-type: none"> Section 3.1- Updated the validation region OID to 0.2 Section 3.2- Updated the production region OID to 0.1 Section 8- updated the image Section 8.4- Claim Reviewer virus scan failure Notification Section 8.5.2-Syntax and Semantics Validation Status Acknowledgment (Second Acknowledgment) Section 8.5.3-Claim Review Delivery Notification (Third Notification) Section 8.5.4-Claim Reviewer virus scan failure Notification (Fourth/final Notification) Section 12- added OID to acronyms
1.4	02/16/2011	Manoj Chaganti/ Laura Higdon	<ul style="list-style-type: none"> Section 5.3.1 Updated the Diagram. Section 5.3.5.5 Added Source and Connect Software Assertion allowed Fields Added a note about Intended Recipient and NPI assertion fields Added about the esMD Connect patch. Section Metadata Fields. Table 2 – Updated sample message to reflect CDA document. Table 2 – Updated the availability Status description. Table 3 – Updated sample message to reflect CDA document. Table 3 – Updated the Class Code and its display Name description. Table 3 – Update the Format Code description and possible values column. Updated all the esMD affinity tables with CMS OID schema value. Section Validation Added affinity value validation. Section Error Messages Updated the Error Messages. Section 8 Status and Notification Messages. Updated the diagram. Section 8.4 - Updated the Virus Scan Notification, schedule, and service level agreement. Section 8.5.4 - Updated claim reviewer Virus Scan Failure Details. Section 9 Updated Response Messages. Release Notification Details. Updated the esMD Production Go-Live date. Section Appendix A Updated Sample SOAP Message.

Version	Date	Changed By	Items Changed Since Previous Version
1.5	03/09/2011	Manoj Chaganti/ Laura Higdon	<ul style="list-style-type: none"> Section 2.1- DURSA language amended in CMS On-boarding process. 5.3.5.5 esMD SAML Assertions details Intended Recipient Format changed to HL7 XON Format samlAuthzDecisionStatement – Added Unique ID and message details. Updated the AssertionType proposed changes in CONNECT Software. 5.3.6 - Target System (changed to Target System 8/24/11). CMS Response Message details were added. 5.3.7 - Metadata Fields. CDA document shall be encoded. 5.3.8 esMD Functional Specific Submission Set Metadata Attributes. Deleted the optional SubmissionSet Metadata attributes. Table 3: esMD specific Document Metadata Attributes. Deleted the optional Document Metadata attributes. Table 4: Intended Recipient (Review Contractor) OIDs. Updated Table heading and OID values. Table 6: Type Codes and corresponding Type Code Display Names. Disable the Unsolicited Claim Attachment Paperwork. Table 10: Document Format Code – Payload Type. Added some of the new values. Table 11: Over All mapping of Document submission with the Class and Type Codes. Updated the description. Table 12: CDA Document Constraints Specification. Optional attributes were deleted. 9 Response Message Added response Message description. 13 Appendix A Added the requirement for CDA Clinical Message attachments encoding.
1.6	03/16/2011	Manoj Chaganti/ Sacchidanand Girde/ Laura Higdon	<ul style="list-style-type: none"> Section 5.3.8: esMD Functional Specific Submission Set Metadata Attributes. <ul style="list-style-type: none"> - ClaimId and Caseld attributes were changed to esMDClaimId and esMDCaseld. - NPI was removed and populated into the Author attribute. - Removed the duplicate esMD specific Home Community ID. - Removed esMD specific Organization ID. - Removed all the optional and system generated attributes. Table 3: esMD specific Document Metadata Attributes <ul style="list-style-type: none"> - Author details were updated to have individual Document Provider NPI. - Removed all the optional and system generated attributes. Corrected ZPIC OIDs Table 11: Over All mapping of Document submission with the Class and Type Codes. <ul style="list-style-type: none"> - Disabled Unsolicited Documentation.
1.7	3/23/2011	Manoj Chaganti/Sacchidanand Girde/Laura Higdon	Section 15: Appendix B <ul style="list-style-type: none"> Added Test Cases
1.8	4/28/11	Manoj Chaganti/Sacchidanand Girde/Laura Higdon	Section 9: Response Message <ul style="list-style-type: none"> Updated

Version	Date	Changed By	Items Changed Since Previous Version
1.9	5/02/11	Laura Higdon	<ul style="list-style-type: none"> Section 2.4: Annual Review of HIH Accounts Section 2.5: HIH Off-Boarding updated Table 4: Intended Recipient OIDs updated Section 10: Release Notification Details
2.0	5/19/11	Laura Higdon	Section 3.1 <ul style="list-style-type: none"> updated with note for quarterly induction of HIHs Table 4: Intended Recipient (Review Contractor) OIDs: updated ZPIC OIDs
2.1	06/07/2011	Manoj Chaganti / Sacchidanand Girde	Section 5.3.3.5 <ul style="list-style-type: none"> Updated esMD SAML Assertions details Section 5.3.8 <ul style="list-style-type: none"> Updated esMD Functional Specific Submission Set Metadata Attributes: Tables 2 & 3: refined definitions and examples Updated Table 5: Class Codes & corresponding Class Code Display Names- coding schema/code system Updated Table 6: Type Codes & corresponding Type Code Display Names- coding schema/code system Updated Table 8: Health Care Facility Type Code- coding schema/code system Updated Table 10: Document Format Code- Payload Type
2.2	06/14/2011	Manoj Chaganti / Sacchidanand Girde / Laura Higdon	Section 8 – <ul style="list-style-type: none"> Updated the Response diagram. Section 9 – <ul style="list-style-type: none"> Updated the Response Messages. Update the assertion NPI username field Removed the '0' before the affinity values. (i.e., instead of 01 to 1). Update the sample message as per last week changes.
2.3	06/22/2011	Laura Higdon/Manoj Chaganti	Section 9 – <ul style="list-style-type: none"> Updated the Response Messages to Response Types table Section 10- <ul style="list-style-type: none"> Updated the Release Schedule
2.4	06/30/2011	Manoj Chaganti/Sumit Kapoor/S. Girde/Sathees Naicker	<ul style="list-style-type: none"> Appendix A –Updated the sample SOAP message Added data type and length column to Tables 2 and 3
2.5	7/12/2011	Manoj Chaganti/S. Girde/Sumit Kapoor/L. Higdon	<ul style="list-style-type: none"> Added Appendix C Added Appendix D
2.6	8/19/2011 08/24/2011	L. Higdon Manoj Chaganti / Sumit Kapoor / Laura Higdon	<ul style="list-style-type: none"> Updated language throughout (e.g., referenced acronyms and introductions for tables & figures) Updated acronyms Updated Glossary Updated claim/case ID to 32 alphanumeric characters Updated the Release Notification Details Updated Table 1: esMD Profile Specifications Adjusted headings 5.3.6 Section: changed 'nhinTargetSystem' to 'nhinTargetCommunities' Updated the SAML (Section 5.3.5.4), SubmissionSet (5.3.6 Table 6) and Document (Section 5.3.6 Table 7) Metadata attributes sample to align with sample message. Section 13 sample message is updated. Section 14 was added as separate section for C62.
2.7	8/25/11	L. Higdon	Section 2.1: CMS On-Boarding Process for organizations that have not completed the NHIN Exchange <ul style="list-style-type: none"> Updated item C, obtaining an OID from HL7

Version	Date	Changed By	Items Changed Since Previous Version
2.8	9/27/11 11/27/11 11/30/11 12/1/2011	L. Higdon/ Manoj Chaganti	<p>Changed version number on cover page and header</p> <p>Table 5- updated to remove ADR specific language and added generic language to accommodate appeal submissions/adjusted ADR language</p> <p>Table 14-updated to allow appeal requests and ADMC under unstructured unsolicited documentation</p> <p>Table 7- updated to specify if review contractor receives type 1 or type 9 documents.</p> <p>Table References Throughout- updated table references for accuracy</p> <p>Appendices- adjusted numbering of headings; inserted heading titles</p> <p>Table 18: adjusted request type strings</p> <p>Figure 1: removed TIFF reference in key</p> <p>Section 2.1: updated on-boarding process and added more Certificate Authority (CA) Certificate Procurement details.</p> <p>Section 2.3: revised date</p> <p>Section 3.1-3.2: updated testing details</p> <p>Appendix C: updated testing details</p>
2.9	4/10/12 4/11/12 4/12/12 4/17/12	L. Higdon, Manoj Chaganti	<ul style="list-style-type: none"> • Changed version number on cover page and header • Instituted uniformity for esMD Team references • Included CMS esMD Help Desk email address where appropriate • Instituted uniformity for SoapUI references • Replaced use of "shall" with <i>will</i> and <i>should</i> as appropriate • Formatted table headers • 1.1: changed "pilot" reference to program • 2.1: clarified proper steps and contacts as well as added details to certificates, IP addresses, and OID procurement, NOTE to HIHs • 3-3.2: cleaned up language and added correct contacts • Table 5: cell 7, added table 9 reference • Table 6: cells 21 & 22, added typeCode display name value-progress notes; cells 2 & 3, corrected referenced table • Table 7: Updated intended recipient details • Table 8: Corrected class code display names • Table 9: Corrected title of table • Table 14: Corrected Class and Content Type Codes • Table 18: Clarified acks and notification responses. • 8.3, 8.4, 8.5.2, 8.5.3, 8.5.4: Clarified acks and notification responses. • Table 19: updated Release Details • Table 20: cleaned up language • Appendix C: Corrected number of testing phases • 17.1 & 17.1.1: Cleaned up language • 17.1.2.1-17.1.1.2: Specified parallel step • 17.1.2.2: Amended title and clarified response language • 17.2: Added language to testing description. • 17.2.2: Clarified response language • 17.3.2: Amended title and clarified response language • 17.5: Amended title; added NOTE to HIHs • Appendix D: Instructions added to SoapUI Configuration
3.0	6/19/12	Theresa Howard/Laura Higdon	<ul style="list-style-type: none"> • Section 5.3.7/Table 6: Corrected the mime type • Section 2.1/subsection D: Corrected CONNECT link • Table 7 (Intended Recipients): Updated information regarding TEST RC's • Section 7, under Table 16: updated language regarding warning

Version	Date	Changed By	Items Changed Since Previous Version
			<p>messages</p> <ul style="list-style-type: none"> Updated version number Updated Release number
3.1	6/25/12 6/29/12	Sacchidanand Girde/Manoj Chaganti/Laura Higdon	<ul style="list-style-type: none"> Updated Table 4: NPI Updated Table 5 Updated Table 6 Updated Table 7 Updated Table 14 Updated Table 15 Updated Table 16 Updated Appendix A: SOAP Message Updated Appendix B: Test Cases Updated the PatientID attribute at the submsn.set level Deleted the QSSI Val OIDs from the OID table Updated the OID table with TBD values for ADMC and PWK submsn. types
3.2	7/11/12	Sacchidanand Girde, Manoj Chaganti, Laura Higdon	<ul style="list-style-type: none"> Updated the format of the Claim ID (Submsn. Set), Case ID (Submsn. Set), Patient ID (Submsn. and Doc Set) Removed Table 9 reference for the Document Metadata - typeCode attribute Added the string for NPI validation in SAML assertions Added the version number attribute under SubmissionSet and SOAP message Added to title of document
3.3	8/15/12	Sacchidanand Girde, Manoj Chaganti, Laura Higdon	<ul style="list-style-type: none"> Added the language in the ClaimID tag (Submsn. set) for ADMC request and the restriction to use one of the three Claim ID formats for ADR and PWK submissions Added language in the Case ID tag (Submsn. set) for ADMC submissions Added CMS OID explicitly in the PatientID tag (Submsn. and Doc Set) Removed the esMDVersionNumber tag from Submsn. set and SOAP message Updated the language for ConfidentialityCode (Document Set) Added language below Table 7 to reflect that cross validation for RC OID and ContentType shall be enabled from esMD R1.3 Updated Table 15 with the default value of Claim ID and Case ID for ADMC
3.4	8/27/12	Sacchidanand Girde, Manoj Chaganti, Laura Higdon	<ul style="list-style-type: none"> Updated the language for ADMC Claim ID and Case ID tag in Submsn. Set Updated the PatientID tag language for ADMC submissions in Submsn. and Doc. set Added the RC OID and ContentType Code cross validation in Section 6: Validation Added error codes for new use cases in Table 17 of Section 7: Error Message Added the RC OID and ContentType Code cross validation in Section 8.2: Syntax and Semantics Validation Status Ack Added ContentType code tag to section 9.2 - Success Message without Warnings Updated Section 9.3 Error Messages Deleted the success message which was in Section 9.3 Error Messages Added RC and OID cross verification in Table 19: Possible Request Types in Section 9.4 Information Contained in Response Message Added ContentType Code in Section 9.4.5 Response Slots and the xml example Added a sample SOAP message just for ADMC submissions in Section 13 without the Claim ID and Case ID tag and, updated ContentType Code value to 8

Version	Date	Changed By	Items Changed Since Previous Version
			<ul style="list-style-type: none"> Removed attestation/DURSA language in section 2.1 Updated language regarding certificate renewal in section 2.4 Added language regarding J4/JH, J8, Title 18 under Table 7 Added JH, J8, Title 18 OIDs to Table 7
3.5	12/19/12	Sacchidanand Girde, Manoj Chaganti, Laura Higdon	<ul style="list-style-type: none"> Added SMRC OID to Table 7 Added language about the new validation for 14 numeric characters esMDClaimId (Submsn. Set) Added language for PERM specific esMDClaimId (Submsn. Set) Added language for PERM specific esMDCaseId (Submsn. Set) Updated language in the patientId tag for submissions to PERM (Submsn. Set and Doc. Set) Updated Table 7: Intended Recipient (CMS Review Contractor) OIDs Added new error messages to Table 19: Sample First Notification Response "Error Message Content" Updated Section 9.4.4: Status with new message status string Section 13/Appendix A: Updated sample SOAP message
3.6	01/02/2013	Manoj Chaganti, Sacchidanand Girde, Laura Higdon	<ul style="list-style-type: none"> Updated the review contractors list who accepts the ADMC use cases (only the incoming PA PARs) to DME MAC C and D to Table 7. Added a note below Table 7 to indicate the use of ContentType code with a value of '8' only for PMD PA requests from Jan 7, 2013
3.7	1/04/2013	Manoj Chaganti, Sacchidanand Girde, Laura Higdon	<ul style="list-style-type: none"> Removed the references to ADMC and substituted PMD PA language instead, throughout the document: Tables 5, 6, 7 (and below table), 9, 10, 14, 15, 19, Glossary, & Acronyms
3.8	1/16/13-1/30/13	Manoj Chaganti, Sacchidanand Girde, Laura Higdon	<ul style="list-style-type: none"> APPENDIX E: Added submission guidelines for the certified HIHs Table 7: ZPICs zones 1&7 are now officially accepting ADR. Table 7 CORRECTION: MAC J8 is NOT officially accepting esMD yet. Footnote added. Table 7: DME A officially accepts PMD PAR as of 1/09/13. Table 9: Un-bolded PWK since RCs are not accepting this line of business as of this writing; it was bolded erroneously
3.9	2/6/13	Manoj Chaganti, Sacchidanand Girde	<ul style="list-style-type: none"> Document number amended to reflect Release 1.3.3 Table 7: specified that MAC J8 has started accepting requests from 2/1/13 Table 17: Added the new error code and discussion about it Table 19: Added new error message which will be sent to HIHs when they submit payload more than 19 MB in size Appendix E: added language about rejecting larger payloads
4.0	5/3/13	Sacchidanand Girde, Laura Higdon, Vasanth Kalakota, Sumit Kapoor, S. Eadara, V. Gopalakrishnan	<ul style="list-style-type: none"> Added Section 10 for PMD PA Outbound Revised Section 11: Release Notification Details Added Appendix G: PMD Reason Identifier and Statements Table 19: Changed the language of the error messages for PMD PA inbound requests to be PMD PA specific Table 19: Moved the error message sent to the HIHs for submitting payloads > 19 MB under First Notification Errors Updated Section 1 & 2 Added Payload Check to Section 6 Updated Figure 1 Removed NHIN were necessary Added eHealth Exchange were necessary Updated Intended Recipient Table 7 Table 9 & Table 14: Removed content type codes for those lines of business which are not in esMD production

Version	Date	Changed By	Items Changed Since Previous Version
4.1	6/14/13	S. Girde	<ul style="list-style-type: none"> Updated the PMD Reason Identifier description in Appendix G for the PMD Reason Identifiers: PMD1Z, PMD2Z, PMD3Z, PMD4Z, PMD5Z, PMD6Z, PMD7Z, PMD8Z & PMD9Z Table 21, Section 10.3, Table 22, Section 10.4 and Section 10.6.4: Updated the language to reflect that the PMD Reason Identifier Description shall not be sent for PMD Reason Identifiers: PMD1Z, PMD2Z, PMD3Z, PMD4Z, PMD5Z, PMD6Z, PMD7Z, PMD8Z & PMD9Z

Table of Contents

1	INTRODUCTION	16
1.1	INTENDED AUDIENCE	18
1.2	BUSINESS NEEDS SUPPORTED.....	19
2	ON-BOARDING PROCESS.....	19
2.1	CMS esMD ON-BOARDING PROCESS FOR HIHs.....	19
2.2	CMS ON-BOARDING PROCESS WITH ALREADY eHEALTH EXCHANGE ON-BOARDED HIHs.....	22
2.3	eHEALTH EXCHANGE ON-BOARDING PROCESS.....	22
2.4	ANNUAL REVIEW OF HIH ACCOUNTS	22
2.5	HIH OFF-BOARDING PROCESS	22
2.5.1	<i>HIHs who have not yet fully on-boarded</i>	<i>22</i>
2.5.2	<i>HIHs who have fully on-boarded.....</i>	<i>22</i>
3	INTEGRATION AND ESMD INTEROPERABILITY TESTING	22
3.1	CMS VALIDATION REGION TESTING WITH HIH	22
3.2	CMS PRODUCTION REGION TESTING WITH HIH	23
4	PROFILES	24
4.1	ESMD XDR PROFILE.....	24
4.2	ESMD X12 275 PROFILE (PLANNED FOR PHASE 2)	24
5	INTERFACE DEFINITION.....	24
5.1	INTERFACE DESCRIPTIVE NAME	24
5.2	INTERFACE LEVEL	24
5.3	DEFINITION.....	24
5.3.1	<i>Interaction Behavior.....</i>	<i>24</i>
5.3.2	<i>Triggers</i>	<i>25</i>
5.3.3	<i>Transaction Standard</i>	<i>25</i>
5.3.4	<i>Technical Pre-Conditions</i>	<i>26</i>
5.3.5	<i>SOAP Message Envelope.....</i>	<i>26</i>
5.3.6	<i>Target Communities.....</i>	<i>37</i>
5.3.7	<i>Metadata Fields.....</i>	<i>37</i>
5.3.8	<i>esMD Functional Specific Submission Set Metadata Attributes.....</i>	<i>38</i>
5.3.9	<i>HITSP C62 (Construct on top of CDA) Document Constraints.....</i>	<i>63</i>
5.3.10	<i>Third Parties.....</i>	<i>68</i>
6	VALIDATION	68
7	ERROR MESSAGES	68
8	STATUS AND NOTIFICATION MESSAGES	69
8.1	TRANSPORT ACKNOWLEDGMENT – HTTP 200 (REAL TIME ACKNOWLEDGMENT).....	70
8.2	SYNTAX AND SEMANTICS VALIDATION STATUS ACKNOWLEDGMENT	70
8.3	CLAIM REVIEWER DELIVERY NOTIFICATION- PICKUP STATUS (RESPONSE TIME COULD BE ~ 4 HRS. OR MORE) 70	
8.4	CLAIM REVIEWER VIRUS SCAN FAILURE NOTIFICATION: AVAILABLE IN A FUTURE RELEASE	70
8.5	SERVICE LEVEL AGREEMENT FOR ACKNOWLEDGMENTS	70
8.5.1	<i>First Acknowledgment - HTTP Status Code</i>	<i>70</i>
8.5.2	<i>Delivery to the ECM Repository (First Notification).....</i>	<i>71</i>
8.5.3	<i>Claim Review Pickup Status Notification (Second Notification)</i>	<i>71</i>

8.5.4	Claim Reviewer virus scan failure Notification (Third Notification: Future Release).....	71
9	RESPONSE MESSAGE.....	71
9.1	FIRST ACKNOWLEDGMENT:	71
9.2	SUCCESS MESSAGE WITHOUT WARNINGS:	72
9.3	ERROR MESSAGES:	74
9.4	INFORMATION CONTAINED IN RESPONSE MESSAGE	78
9.4.1	Message ID (Correlated with request MessageID)	78
9.4.2	Unique ID (Correlated with request Unique ID).....	78
9.4.3	RequestID	78
9.4.4	Status	79
9.4.5	Response Slots	79
10	PMD PA OUTBOUND (DME MACS TO HIHS).....	80
10.1	OVERVIEW.....	80
10.2	THE PMD PA REVIEW RESULTS RESPONSE LAYOUT	80
10.3	RULES ABOUT SITUATIONAL DATA ELEMENTS IN THE PMD PA REVIEW RESULTS RESPONSE	81
10.4	NOTE ON PMD REASON IDENTIFIER (DEN CODE)	82
10.5	STATUS AND NOTIFICATION MESSAGES FOR PMD PA	83
10.6	INFORMATION CONTAINED IN THE PMD PA REVIEW RESULTS RESPONSE	84
10.6.1	Message ID (Shall be correlated with PMD PA request Message ID).....	84
10.6.2	Unique ID (Shall be correlated with PMD PA request Unique ID)	84
10.6.3	RequestID	85
10.6.4	Response Slots	85
10.6.5	Sample Outbound PMD PA Review Results Response	85
10.6.6	Retry Functionality for Sending PMD PA Review Results Response to the HIHS.....	96
11	RELEASE NOTIFICATION DETAILS	96
12	GLOSSARY	98
13	ACRONYMS.....	102
14	APPENDIX A: SOAP MESSAGE FOR INBOUND (HIH TO CMS) SUBMISSIONS	104
15	APPENDIX B: C62 PAYLOAD SAMPLE.....	109
16	APPENDIX C: TEST CASES	112
17	APPENDIX D: TYPES OF TESTS FOR HIHS	115
17.1	CONNECTIVITY TEST IN THE VALIDATION ENVIRONMENT USING SOAP UI TOOL.....	115
17.1.1	Testing Inbound Connection (HIH Gateway to CMS esMD Gateway).....	115
17.1.2	Testing Outbound Connection (CMS esMD Gateway to HIH Gateway).....	117
17.2	FUNCTIONALITY TESTING IN THE VALIDATION ENVIRONMENT (TESTING WITH HIH GATEWAY APPLICATION)	118
17.2.1	Inbound Tests (HIH to CMS esMD Gateway)	118
17.2.2	Outbound Tests (HIH to CMS esMD Gateway).....	118
17.3	END TO END TESTING IN THE VALIDATION ENVIRONMENT (TESTING WITH HIH GATEWAY APPLICATION & NOT SOAP UI).....	118
17.3.1	Testing With an Assigned Review Contractor.....	119
17.3.2	Receipt of Second Notification (Review Contractor Pickup).....	119
17.4	CONNECTIVITY TEST IN THE PRODUCTION ENVIRONMENT.....	119
17.5	END TO END TESTING IN THE PRODUCTION ENVIRONMENT	119
18	APPENDIX E: SOAP UI CONFIGURATION	120
19	APPENDIX F: SUBMISSION GUIDELINES FOR CERTIFIED HIHS	121

20 APPENDIX G: PMD PA REASON IDENTIFIERS AND STATEMENTS.....122

List of Tables

Table 1: esMD Profile Specifications	19
Table 2: Name Spaces Details with CONNECT Software	27
Table 3: Standard SAML Assertions in SOAP Envelope.....	28
Table 4: esMD SAML Assertion Details.....	29
Table 5: esMD Functional Specific Submission Set Metadata Attributes.....	39
Table 6: esMD Document Metadata Attributes	48
Table 7: Intended Recipient (CMS Review Contractor) OIDs	58
Table 8: ClassCodes and corresponding ClassCode Display Names.....	59
Table 9: ContentType Codes and Corresponding ContentType Code Display Names	60
Table 10: Confidentiality Codes	60
Table 11: HealthCare Facility Type Code	61
Table 12: Submission Set/Document Title	61
Table 13: Document Format Code and Payload Type.....	61
Table 14: Overall Mapping of Document Submission with Class and Content Type Codes	62
Table 15: Combination of esMD Codes and Claim/Case IDs for Different Types of Submission Requests	62
Table 16: CDA Document Constraints Specifications	64
Table 17: Error Messages	68
Table 18: HTTP Status Codes.....	71
Table 19: Sample “Error Message Content	76
Table 20: Possible Request Types	79
Table 21: PMD PA Review Results Response Data Elements.....	80
Table 22: Situational Data Element Rules for PMD PA.....	81
Table 23: PMD PA Outbound Request Type	85
Table 24: Release Notification Details	96
Table 25: Test Cases	112
Table 26: PMD PA Reason Codes - 7 Element Order.....	122
Table 27: PMD PA Reason Codes - General Face-to-Face Exam/Medical Records	122
Table 28: PMD PA Reason Codes - LCD Criteria Specifics.....	123
Table 29: PMD PA Reason Codes - Detailed Product Descriptions	124
Table 30: PMD PA Reason Codes - Medical Records	125
Table 31: PMD PA Reason Codes - Assistive Technology Professional	125
Table 32: PMD PA Reason Codes - LCMP/PT/OT	125
Table 33: Miscellaneous PMD PA Reason Codes.....	126
Table 34: Rejection/Invalid PAR Reason Codes	126

List of Figures

Figure 1: esMD Phase 1	17
Figure 2: Asynchronous Acknowledgments with Multiple HTTP Connections	25
Figure 3: SOAP Envelope with XDR Interchange / HITSP C62 Construct.....	27

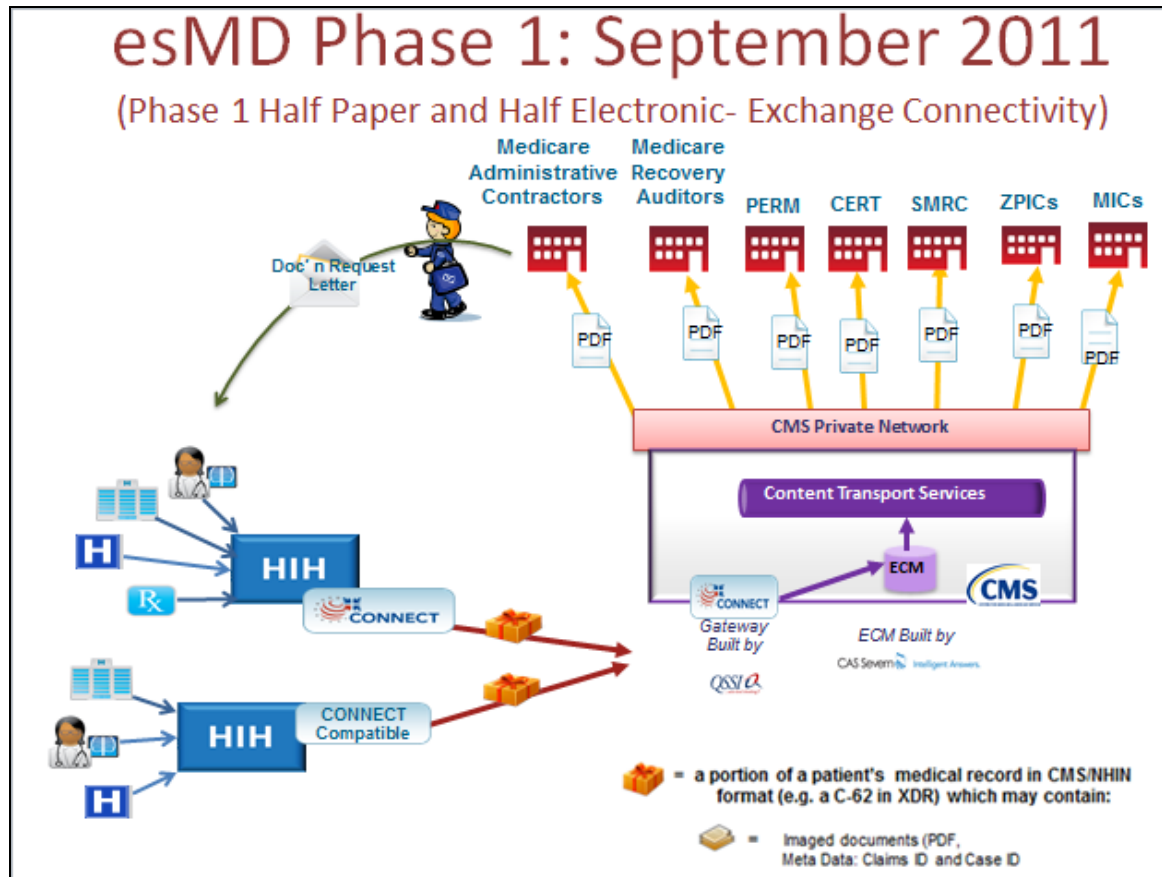
Figure 4: Document Submission Deferred Responses with Multiple HTTP Connections.....	69
Figure 5: Outbound Response Notification	83

1 INTRODUCTION

CMS Review contractors compare the claims submitted by providers against entries in medical records to measure, prevent, and correct improper payments or identify potential fraud.

- **CERT and PERM contractors measure improper payments.** The Comprehensive Error Rate Testing (CERT) contractor measures improper payments in the Medicare program. The Program Error Rate Measurement (PERM) contractor measures improper payments in the Medicaid program. CERT and PERM request thousands of medical records each year.
- **MACs prevent improper payments.** Medicare Administrative Contractors (MACs) conduct pre-payment and post-payment reviews of Medicare FFS claims. The Centers for Medicare & Medicaid Services (CMS) estimates that MACs will request several thousand medical records per year.
- **RACs identify and correct improper payments.** Medicare Recovery Audit Contractors (RACs) conduct post-payment review by comparing information from medical records to Medicare claims. CMS estimates that RACs will request over 1 million medical records from providers each year.
- **ZPICs identify cases of suspected fraud.** The primary goal of the Zone Program Integrity Contractors (ZPICs) is to identify cases of suspected fraud, develop them thoroughly and in a timely manner, and take immediate action to ensure that Medicare Trust Fund monies are not inappropriately paid out and that any mistaken payments are recouped. There are seven ZPIC zones and the ZPICs for these zones are tasked with performing program integrity for Medicare Parts A, B, C, Durable Medical Equipment (DME), Home Health and Hospice (HH +H), and the Medicare-Medicaid data match program (Medi-Medi).
- **MICs conduct post-payment audits.** Audit Medicaid Integrity Contractors (Audit MICs) are entities with which CMS has contracted to conduct post-payment audits of Medicaid providers. The overall goal of the provider audits is to identify overpayments and ultimately decrease the payment of inappropriate Medicaid claims. At the direction of CMS, the Audit MICs audit Medicaid providers throughout the country. The audits ensure that Medicaid payments are for covered services that were actually provided, properly billed, and documented. Audit MICs perform field audits and desk audits. The audits are conducted under Generally Accepted Government Auditing Standards.
- **SMRCs determine if claims were billed in compliance with Medicare coverage.** The Centers for Medicare & Medicaid Services (CMS) has contracted with StrategicHealthSolutions, LLC, a Supplemental Medical Review/Specialty Contractor (SMRC) to perform and/or provide support for a variety of tasks aimed at lowering the improper payment rates and increasing efficiencies of the medical review functions of the Medicare and Medicaid programs. The SMRC will evaluate medical records and related documents to determine whether Medicare claims were billed in compliance with coverage, coding, payment, and billing practices.

Figure 1: esMD Phase 1



Review contractors notify providers that they have been selected for review and request medical documentation by sending a documentation request letter. Prior to the Electronic Submission of Medical Documentation (esMD), the provider had three choices when responding to these documentation requests: mail paper, mail a CD containing a Portable Document Format (PDF) or Tagged Image File Format (TIFF) file, or transmit a fax. The esMD system gave providers an additional option for responding to these requests for medical documentation: electronic transmission through a CMS "gateway" to the review contractor that requested it.

In addition to accepting responses to documentation requests, in January of 2013, esMD began allowing providers to submit Prior Authorization Requests (PAR) to certain review contractors.

For both 1) responses to documentation requests and 2) PAR

1. **The provider decides what to submit.** In both the current paper process and the new esMD process, the review contractor does not specify which documents the provider must send. It is up to the provider to decide which documents to send. The documents that a provider may submit include discharge summaries, progress notes, orders, radiology reports, lab results, etc.
2. **The initial phase esMD system will allow only unstructured documents.** The esMD system will only accept unstructured documents in PDF files in its initial phase of operation.

3. **One-Way Transmission: Provider to Review Contractor.** Phase 1 of esMD will be unidirectional electronic document submission (from provider to review contractor).
4. **Each package must contain documentation about a single claim of a beneficiary.** Throughout this profile, the term “package” will be used to refer to one or more documents associated with a single beneficiary. Each package can contain multiple documents as long as all documents relate to the same claim of a beneficiary. The technical term for a package is a Simple Object Access Protocol (SOAP) message.
5. **More details about esMD data exchange can be found in the esMD Profile.** See <http://www.connectopensource.org/product/connect-nhin-specs> and click the esMD link.
6. **CMS is not involved in the business relationship between the Health Information Handler and the provider.** This document does not describe how HIHs should collect or store medical documentation from the providers. The HIH and provider must comply with all applicable Health Information Portability and Accountability Act (HIPAA) provisions.

1.1 Intended Audience

The primary audience for this document includes Health Information Handlers (HIHs) such as Regional Health Information Organizations (RHIOs), Health Information Exchanges (HIEs), Release of Information (ROI) vendors, claim clearinghouses, and other organizations that securely submit medical documentation on behalf of providers via CONNECT compatible gateways to review contractors.

This document will refer to RHIOs, HIEs, ROI vendors, claim clearinghouses, and other entities that move health information over secure CONNECT compatible gateways on behalf of health care providers as “**Health Information Handlers (HIHs)**”.

HIHs who have built a CONNECT compatible gateway and wish to participate esMD, should contact the esMD Team at esMDTeam@qssinc.com. For more information about CONNECT gateways, see www.connectopensource.org. **For a list of HIHs that currently participate in the esMD Program, see www.cms.gov/esMD.**

The secondary audience for this document includes:

- Software developers that aim to assist review contractors in viewing and more efficiently processing documents received in the esMD format. Software developers that may develop products to assist HIHs to receive data more easily from a provider’s electronic health record (EHR) in the esMD format.

Related Documents

- Approved CMS esMD External Data Representation (XDR) Profile Definition Version 1.0 (see <http://standards-and-interoperability-specifications.wikispaces.com/CMS+esMD>)
- Integrating the Healthcare Enterprise (IHE) Deferred Cross-Enterprise Document Reliable Messaging (XDR) (see v1.1.0.6
<http://developer.connectopensource.org/download/attachments/32768185/NHIN+Document+Submission+Emergency+Pilot+Specification+v1.1.0.6.doc?version=1&modificationDate=1276195896000>)
- Trial Implementations Document Submission Interface Specification Version 1.1.0 (See http://developer.connectopensource.org/download/attachments/30212307/Document_Submission_Service_Interface_Specification_v1_1_0_FINAL.docx)

- Trial Implementations Message Platform Service Interface Specification Version 1.9.8 (see http://healthit.hhs.gov/portal/server.pt/gateway/PTARGS_0_10741_909196_0_0_18/MessagingPlatformSpecification.pdf)
- Authorization Framework Specification Version 2.0 (See - http://healthit.hhs.gov/portal/server.pt/gateway/PTARGS_0_11673_910545_0_0_18/NHIN_AuthorizationFrameworkProductionSpecification_v2.0.pdf)
- IHE TF3 Cross-Transaction Specifications and Content Specifications Version 6.0 (See - http://www.ihe.net/Technical_Framework/upload/IHE_ITI_TF_6-0_Vol3_FT_2009-08-10-2.pdf)

1.2 Business Needs Supported

This Implementation Guide defines how esMD program data may be submitted by healthcare providers to review contractors under contract with the CMS. The esMD Implementation Guide also describes how the status of these submissions will be conveyed to providers (e.g., transmission receipt, detailed validation status with errors or success, and delivery confirmation messages).

Phase 1 (Release 1.1-1.4) of the esMD system will support the submission of documentation by healthcare providers to a limited number of review contractors. (To see a list of participating **review contractors**, see section 4.3.9 below and www.cms.gov/esMD).

The purpose of this implementation guide is to supplement the esMD Profile and assist providers and their HIHs in submitting esMD transactions to review contractors. The esMD profile can be found at <http://www.connectopensource.org/product/connect-nhin-spec>.

The esMD system will accept medical documentation only in the following format.

Table 1: esMD Profile Specifications

Name of Specification	Purpose	Structured or Unstructured	Release or Time Period
esMD XDR	For submitting documentation in PDF format using HITSP's XDR standard	Unstructured	September 2011
esMD x12	For submitting documentation in PDF format using ASC X12 with HL7 standard	Unstructured	TBD
TBD	For submitting an extract of progress notes from a medical record in a TBD format	Structured	TBD

2 ON-BOARDING PROCESS

The eHealth Exchange (formerly known as NHIN/NwHIN) is a set of standards, protocols, legal agreements, and specifications that a consortium of health information organizations have agreed are necessary for secure and private exchange of health information over the internet. eHealth Exchange is overseen by the Office of the National Coordinator (ONC) for Health IT.

The CMS esMD Gateway will accept transmissions only from organizations that have successfully completed the CMS esMD On-boarding Process.

2.1 CMS esMD On-Boarding Process for HIHs

Regardless of an HIH's eHealth Exchange status, any HIH that wants to submit via the esMD system must follow the steps below:

- The HIH submits an Introductory Details form to esMDCoordinators@qssinc.com. This form should include the following information:
 - Company name
 - Contact person email, phone

- iii. Company logo, company URL, and permission to use the logo and URL in esMD related brochures, websites, and presentations.
 - iv. Indication of where HII intends to offer esMD services (i.e., nationwide or regional).
- B. The HII submits an HII Environmental Details form. **Any changes to this form after submission to the CMS/QSSI esMD Team could possibly cause a delay in testing and may result in the HII being moved to the next quarterly onboarding group.** This form includes the following information:
- i. HL7 registered OID
 - The HII acquires an Organizational Identifier (OID) from Health Level 7 (HL7), www.hl7.org, and submits the OID to QSSI via the HII Environment Details form. The HII can get the OID registered from HL7: <http://www.hl7.org/oid/index.cfm>. Click the link in the top right corner: **Obtain or Register an OID**. Please, see the esMD SharePoint ("How To" Guides folder) for detailed instructions.
- All HL7 OIDs will have a prefix **"2.16.840.1.113883."** **[joint-iso-itu-t(2) country(16) us(840) organization(1) hl7(113883).1]** and are followed by an OID Type (e.g., 2.16.840.1.113883.3.xxx.x).
- The HII will pick the OID Type based on their type of Organization and purpose of use. Most of the HIIs registered their OIDs with OID Type = **3 - Root to be a Registration Authority** (External groups that have been issued an HL7 OID root for their own use).
- HII OIDs submitted for the validation environment will have a .2 added as a suffix.
 - HIIs OIDs submitted for the production environment will have a .1 added as a suffix.
- NOTE: To avoid confusion, HIIs will submit their HL7 registered OID via the HII Environment Details Form without the presence of the .1/.2 suffix. HIIs will add the .1/.2 suffix on their esMD Gateway configuration, and the HII Coordinator will add the .1/.2 suffix for configuration at CMS.
- ii. Public-facing IP address
 - The HII submits their HII Gateway Internet Protocol (IP) address to QSSI.
 - A public-facing IP address is the address that identifies the HII network and allows the CMS esMD Gateway to connect to the HII network from the Internet. The HII will hide their internal private esMD Gateway (or server) IP address by NATing it to the public-facing IP address. The HII technical team will contact their network team to procure or assign a public-facing IP address to their internal private IP (Example: Public-facing IP address can be purchased from the AT&T, Verizon, etc.). If an HII is using multiple esMD servers, then the HII will only submit either 'one IP address for both inbound and outbound' or 'one IP address for inbound and one IP address for outbound'. In this case, the CMS esMD Team suggests the HII use load balancing and NATing to convert/submit the request from multiple servers to one IP address. The HII can submit either one IP address for both inbound and outbound traffic (or) two IP addresses for inbound and outbound traffic through the HII Environmental Details form.
 - iii. Response Uniform Response Locator (URL) and port number
 - iv. TLS Certificate
 - The HII obtains a server certificate from a certificate authority (CA).
 - SSL certificates that have been tested successfully with the CMS esMD Gateway are as follows:

- **Entrust**
 - **Suggested Type: Entrust Advantage SSL Certificate**
 - **URL :** <http://www.entrust.net/ssl-certificates/advantage.htm>
 - \$239/yr. as of 12/01/2011
- **Thawte**
 - **Suggested Type: SSL Web Server Certificates**
 - **URL :** <http://www.thawte.com/ssl/index.html>
 - **\$249/yr. as of 12/01/2011**

All CAs used to generate certificates for use in the esMD project must adhere to the following guidelines:

1. Level 2 Identity Proofing as described in section 7 of this National Institute of Standards and Technology (NIST) publication:
http://csrc.nist.gov/publications/nistpubs/800-63/SP800-63V1_0_2.pdf.
(Specifically, see Table 1 on pages 22 through 24.)
 2. 2048 bit RSA keys
 3. Advance Encryption Standard (AES) 128 bit encryption
 4. Secure Hash Algorithm-1 (SHA-1) certificate signing algorithm
 5. Server Level and server-to-server communication certificate. (Note: No wild card (*.*) or domain level certificate are accepted).
 6. All cryptographic modules used by HIH eHealth Exchange instances (typically CONNECT) must adhere to Federal Information Processing Standards (FIPS) 140-2 Compliance criteria and utilize Transport Layer Security (TLS).
- CMS security policies require HIHs to procure certificate renewals on a yearly basis. HIHs should only procure a certificate that expires after one year (Note: In the future, the CMS security team may accept multi-year validation CA Certificates).
 - HIHs should note the expiration date of their certificates and plan accordingly to renew and submit certificate renewals to their HIH coordinator three weeks in advance of the expiration date.
- For reference:
- http://www.cms.gov/informationsecurity/downloads/ARS_App_B_CMSR_Moderate.pdf (See section Appendix B, SC13-1)
 - <http://csrc.nist.gov/publications/fips/fips140-2/fips1402.pdf>

v. Endpoint URL

C. The HIH turns on the FIPS 140-2 (For cryptographic modules)

The FIPS 140-2 is a government standard that provides a benchmark for how to implement cryptographic software (<http://technet.microsoft.com/en-us/library/cc180745.aspx>). For the CONNECT Solution, this standard is being met to ensure that the CONNECT Gateway is FIPS 140-2 compliant.

Any HIH that needs to communicate with the esMD Gateway needs to have the FIPS mode enabled.

The following CONNECT instructions may be used as a reference on how to configure CONNECT to be FIPS 140-2 compliant:

<https://developer.connectopensource.org/display/CONNECTWIKI/Instructions+to+set+up+CONNECT+in+FIPS+mode+on+Windows+Glassfish+environment>

- D. Upon successful CMS On-boarding, the HIH will receive an email notification from their HIH coordinator that they have completed the on-boarding process. The HIH will then be involved in integration and interoperability testing. This testing will be first done by sending the claim documentation through the CMS esMD Gateway in the validation region and later in the production region.

2.2 CMS On-Boarding Process with already eHealth Exchange On-Boarded HIHs

This will be addressed in later releases.

2.3 eHealth Exchange On-Boarding Process

This will be addressed in 2013 releases of esMD.

2.4 Annual Review of HIH Accounts

Eleven months after QSSI receives a certificate from an HIH, QSSI will send the HIH a certification status email. This notification will include a 30-day certificate expiration date and request for HIHs to submit a certificate renewal within 2 weeks of this initial notification. Failure to comply with this request will result in being locked out of the esMD system.

If the 2-week period expires before QSSI receives a certificate renewal from the HIH, daily email reminders will be sent warning HIHs of possible suspension of esMD access. Following 14 days from the 2-week warning notice, QSSI will manually remove the HIH's OID from the chart of acceptable HIHs.

2.5 HIH OFF-BOARDING PROCESS

2.5.1 HIHs who have not yet fully on-boarded

HIHs, who suspend participation before they fully complete the on-boarding process, will receive an esMD Exit Letter from QSSI staff. Their SharePoint access will be active for 90 days.

2.5.2 HIHs who have fully on-boarded

If an HIH informs QSSI they no longer want to participate in esMD, QSSI will ask them to specify an effective date. Following the specified date, QSSI will remove the HIH's OID from the approved chart of acceptable HIHs.

3 INTEGRATION AND esMD INTEROPERABILITY TESTING

Before submitting the claim documentation in esMD production, all the on-boarded HIHs will complete the integration and esMD interoperability testing by sending the claim documentation through the CMS esMD Gateway in the Validation region. Upon successful completion of the testing in the validation region, HIHs will get an approval email from their HIH coordinator to operate in the esMD production region.

3.1 CMS Validation Region Testing with HIH

Prior to testing in the validation region, all HIHs will receive the esMD Validation Configuration document.

This testing is performed through the esMD VAL CONNECT Gateway. (Details are provided in Appendix C.)

- A. The HIH provides its testing gateway OID to QSSI.

- B. The CMS esMD CONNECT Gateway configuration will hard code the HIH provided testing OID.
- C. The HIH will configure its gateway with the CMS esMD CONNECT Gateway validation region OID 2.16.840.1.113883.13.34.110.2.

The HIH acquires a TLS server certificate from a certificate authority (CA) which conforms to the esMD security standards for the on-boarding process. (Note: Currently, CMS mutual authentication security hardware has successfully tested only with Entrust and Thawte CA Certificates. CMS is currently working with various vendors in fixing the issue related to other CA Certificates.) It is up to the HIH to take the risk in procuring the certificate from a well-established and perfectly tested CA Certificate. CMS does not enforce the procurement of any particular CA Certificate and only suggests based on testing results.

- D. The esMD Team and the HIH perform the connectivity test.
- E. The esMD Team will coordinate the manual interoperability and end-to-end integration testing between the esMD CONNECT Gateway system and the HIH by opening a conference call with the related stakeholders and sharing the results. A manual test will be performed, due to the lack of automated XDR Testing tools. For ASC X12 transmissions, exploration of possible X12 testing tools is necessary.
- F. Upon successful completion of the interoperability and integration testing (i.e., transmission of 100% correctly formed payload and receipt of the two asynchronous responses back from the esMD Gateway) between the HIH and the validation region esMD Gateway, the HIH will officially receive an email notification from their HIH coordinator. The HIHs can then start production connectivity and integration testing with the CMS production esMD CONNECT Gateway.

In the event an HIH misses the testing preparation timeline of 4 weeks (i.e., sending statistics, attaining OIDs, building and configuring their gateway, and exchanging TLS certificates) OR actual integration test time lines of 2 Weeks, QSSI will work with the HIH to induct them in the next quarterly Integration session. Taking into consideration the esMD release timelines, QSSI plans to hold quarterly sessions to induct new HIHs. Information on the commencement of new integration testing sessions will be published and placed on the esMD SharePoint site.

3.2 CMS Production Region Testing with HIH

Prior to testing in the production region, all HIHs will receive the esMD Production Configuration document.

This testing is performed through the esMD production CONNECT Gateway.

- A. The HIH provides their production OID to QSSI. It is not necessary for the HIH to acquire a new OID for production. HIHs will add a .1 as a suffix to their existing OID to indicate the production environment.
- B. The CMS esMD CONNECT Gateway configuration will hard code the HIH provided production OID.
- C. The HIH will configure its gateway with the CMS esMD CONNECT Gateway production region OID 2.16.840.1.113883.13.34.110.1.
- D. The HIH acquires a TLS certificate from a Certificate authority (CA) which conforms to the esMD security standards for the on-boarding process. (Note: Currently, CMS CISCO mutual authentication hardware has success only with Entrust and Thawte CA Certificates. CMS is currently working with the CISCO team in fixing the CISCO hardware to accept other CA Certificates).
- E. The esMD Team and the HIH perform the connectivity test.

- F. The esMD Team will coordinate the manual interoperability and end-to-end integration testing between the esMD CONNECT Gateway system and the HIH by opening a conference call with the related stakeholders and sharing the results. A manual test will be performed, due to the lack of automated XDR Testing tools. For ASC X12 transmissions, exploration of possible X12 testing tools is necessary.
- G. Upon successful connectivity and integration testing (i.e., transmission of 100% correctly formed payload and receipt of the two asynchronous responses back from the esMD gateway) between the HIH and the CMS production esMD Gateway, the HIH will officially receive communication from their HIH coordinator that the HIH has passed the production testing and can officially transmit the claim documents through the CMS production esMD CONNECT Gateway.

4 PROFILES

4.1 esMD XDR Profile

This esMD Implementation Guide provides more information about the transmissions sent using the esMD XDR (see <http://standards-and-interoperability-specifications.wikispaces.com/CMS+esMD>).

4.2 esMD X12 275 Profile (planned for Phase 2)

This esMD Implementation Guide will be revised in the future after the publication of the esMD X12 Profile. (See: <http://standards-and-interoperability-specifications.wikispaces.com/CMS+esMD>).

5 INTERFACE DEFINITION

5.1 Interface Descriptive Name

The HIH adopts the IHE Cross Enterprise Document Reliable Interchange (XDR) profile in a SOAP envelope with ITI – 41 Provide and Register Document set – b transaction metadata and C62 document payload attachment. Each SOAP message can contain multiple document attachments related to the same claim of a patient. The initial esMD Phase 1 Release 1 (R1.1) allows HIHs to submit messages **up to 19MB in size**. The esMD Gateway allows HIHs to submit multiple SOAP messages with different Unique IDs for a Claim Document Request of a patient.

5.2 Interface Level

From the HIH to the CMS esMD CONNECT Gateway

5.3 Definition

5.3.1 Interaction Behavior

The following diagram illustrates the communication between the HIH and the CMS esMD CONNECT Gateway with asynchronous messaging with three HTTPS requests.

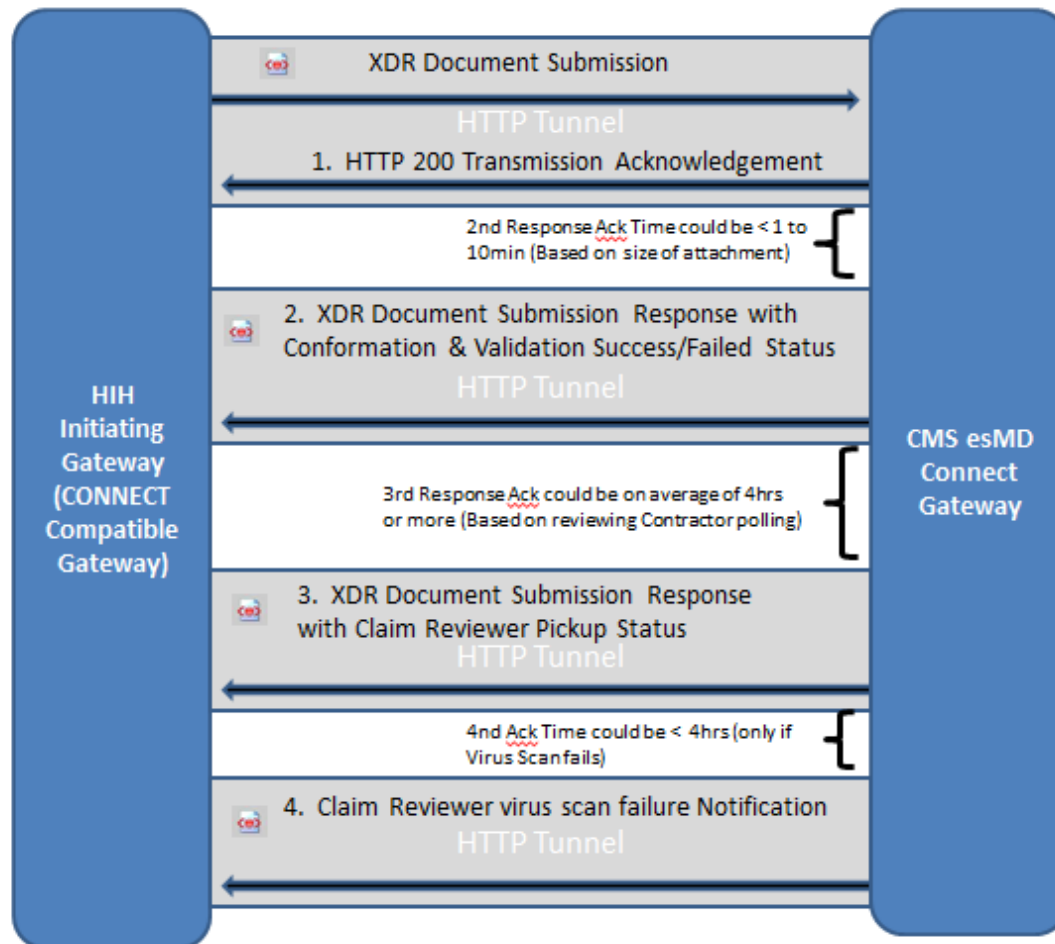
The HIH Gateway submits the electronic medical claim documentation based on the CMS on-boarded HIH and their gateway OID. The HIH submits the IHE Cross-Enterprise Document Reliable interchange (XDR) profile SOAP Messages to CMS with the ITI – 41 (Provide and Register Document Set – b) transaction, SAML Assertions, Document Submission Meta Data and C62 Payload in the SOAP body.

The CMS esMD CONNECT Gateway receives the request, with SAML Assertions, and consults its gateway Policy Enforcement Point (which could be a SAML authority) which, in turn, uses the esMD

database to establish whether the submitted Home Community ID will be allowed to perform the esMD document submission function.

Assertions can convey information about the authentication and authorization acts that the HIH performed by subjects (the OID acts as a User ID), its attributes, and authorization decisions (to check whether the subject/OID is allowed to submit the claim supporting documents).

Figure 2: Asynchronous Acknowledgments with Multiple HTTP Connections



5.3.2 Triggers

All requests issued by the HIH must implement the Messaging Platform Service Interface Specification and the Authorization Framework Service Interface Specification.

5.3.3 Transaction Standard

The authorization framework is based on the implementation of the OASIS WS-I Security Profile SAML Token Profile as specified in the Messaging Platform Service Interface Specification. SAML 2.0 is the base specification for expressing assertions in the eHealth Exchange.

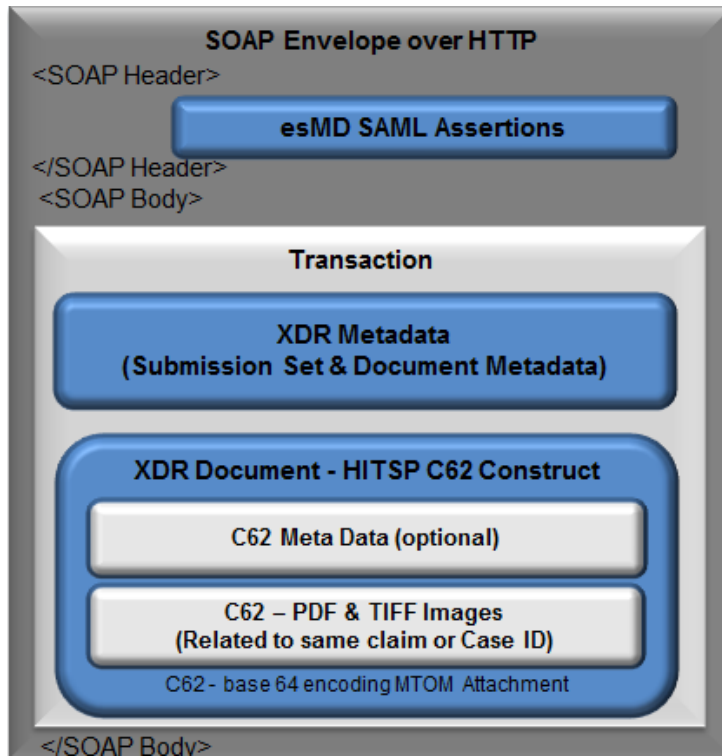
5.3.4 Technical Pre-Conditions

- HIHs must conform to the interoperability standards:
 - CMS esMD Profile
 - IHE CROSS-ENTERPRISE DOCUMENT RELIABLE MESSAGING (XDR)
 - WS-I Basic Profile
 - WS-I Basic Security Profile
- HIHs must conform to the Claim Medical Document to the Health Information Technology Standards Panel (HITSP) C62 Interoperability Specification.
- HIHs must conform to messaging platform and authorization framework for communication.
 - Messages: SOAP v2.0 with Message Transmission Optimization Mechanism (MTOM) attachments
 - Service Descriptions: WSDL
 - Addressing/Routing: WS-Addressing
 - Security: WS-Security, XML DSIG
 - Authorization: SAML Assertion
 - Authentication: X509 certificate, 2-way TLS with FIPS 140-2 enable mode, 128-bit encryption.
 - Base 64 encoding of the C62 payload
- The esMD Document Submission data is transmitted in the SOAP message with IHE Cross - Document Reliable XDR (in Phase1) and ASC X12 (in phase 2) transactions.
- There will be mutual authentication between the HIH Gateway and the CMS CONNECT Gateway using a Non-ONC TLS certificate for Phase 1 and ONC issued entrust TLS certificates for Phase 2.
- The CMS CONNECT Gateway will authorize the requests based on the SAML Assertions with its Home Community ID and Organization IDs.
- The HIH will create digitally signed SAML Assertions.
- A globally unique identifier, assigned by HIH internal system and primarily intended for use as a unique identifier for each submission that can be used to correlate the request and responses of a particular submission, is generated (Note: The Gateway created message ID is different from this unique ID).
- The HIH will encode the attached C62 document in base 64 encoding and add its hash key to the XDR metadata.
- The HIHs have established CMS data use agreements to share claim supporting documentation data to CMS.
- Architectures of the HIHs are decoupled from, and are opaque to, the CMS esMD and other HIHs. The HIHs need not use the same CMS esMD security mechanisms or standards internally.
- We suggest the initiating HIH authenticate and authorize the gateway system by sending the document submission request to the esMD project, and it is required that they do so internally. The esMD is not responsible for this action.

5.3.5 SOAP Message Envelope

The following figure illustrates the SOAP envelope with XDR interchange and HITSP C62 construct.

Figure 3: SOAP Envelope with XDR Interchange / HITSP C62 Construct



```

<soapenv:Envelope
  xmlns:soapenv="http://schemas.xmlsoap.org/soap/envelope/"
  xmlns:urn="urn:gov:hhs:fha:nhinc:common:nhinccommonentity"
  xmlns:urn1="urn:gov:hhs:fha:nhinc:common:nhinccommon"
  xmlns:add="http://schemas.xmlsoap.org/ws/2004/08/addressing"
  xmlns:urn2="urn:oasis:names:tc:ebxml-regrep:xsd:lcm:3.0"
  xmlns:urn3="urn:oasis:names:tc:ebxml-regrep:xsd:rs:3.0"
  xmlns:urn4="urn:oasis:names:tc:ebxml-regrep:xsd:rsm:3.0"
  xmlns:urn5="urn:ihe:iti:xds-b:2007">
  <soapenv:Header/>
  <soapenv:Body>
    <urn:RespondingGateway_ProvideAndRegisterDocumentSetRequest>
      <urn:assertion>
        <urn:nhinTargetCommunities>
          <urn:ProvideAndRegisterDocumentSetRequest>
        </urn:ProvideAndRegisterDocumentSetRequest>
      </urn:RespondingGateway_ProvideAndRegisterDocumentSetRequest>
    </soapenv:Body>
  </soapenv:Envelope>
  
```

The MTOM related tags are abstracted in above soap envelope.

Table 2 lists the Name space details associated with the CONNECT Software.

Table 2: Name Spaces Details with CONNECT Software

S.No	Name Space	Name Space URL
1	soapenv	http://schemas.xmlsoap.org/soap/envelope/
2	urn	urn:gov:hhs:fha:nhinc:common:nhinccommonentity"
3	urn1	urn:gov:hhs:fha:nhinc:common:nhinccommon

S.No	Name Space	Name Space URL
4	add	urn:http://schemas.xmlsoap.org/ws/2004/08/addressing
5	urn2	urn:oasis:names:tc:ebxml-regrep:xsd:lcm:3.0
6	urn3	urn:oasis:names:tc:ebxml-regrep:xsd:rs:3.0
7	urn4	urn:oasis:names:tc:ebxml-regrep:xsd:rim:3.0
8	urn5	urn:ihe:iti:xds-b:2007

5.3.5.1 SAML Assertions

The SAML Assertions define the exchange of metadata used to characterize the initiator of an HIH request so that it may be evaluated by the CMS esMD CONNECT Gateway in local authorization decisions. The purpose of this SAML Assertion exchange is to provide the CMS esMD CONNECT Gateway with the information needed to make an authorization decision using the policy enforcement point for the requested esMD function. Each initiating SOAP message must convey information regarding the HIH attributes and authentication using SAML 2.0 Assertions.

5.3.5.2 Assertions Design Principals and Assumptions:

The esMD CONNECT Gateway uses the information conveyed via the Assertions (Authorization Framework) to inform its local authorization policy decision.

The initiating HIH must include all REQUIRED attributes in each request message. It is at the discretion of the receiving esMD CONNECT Gateway to decide which attributes to consider in its local authorization decision against its policy decision controller.

The initiating HIH is responsible for the authentication and authorization of its users and system requests.

5.3.5.3 Assertions Transaction Standard

- Authorization Framework v 2.0
- OASIS SAML V2.0,
- Authentication Context for SAML V2.0,
- Cross-Enterprise Security and Privacy Authorization (XSPA) Profile of SAML for Healthcare Version 1.0 OASIS Web Services Security: SAML Token Profile 1.1 specifications.

5.3.5.4 Specific Assertions

The following set of SAML Assertions are designated as required (R) for all communications between the HIH and the CMS esMD CONNECT Gateway.

Table 3: Standard SAML Assertions in SOAP Envelope

SAML Assertions in SOAP Envelope		
Element / Attribute	esMD Required	Who Create? - Gateway or Manual
SAML ASSERTION	R	
Version	R	CONNECT Gateway
ID	R	CONNECT Gateway
IssueInstant	R	CONNECT Gateway
Issuer	R	CONNECT Gateway
Subject	R	CONNECT Gateway
Authn Statement	R	
AuthnContext	R	HIH Application will add under assertion
SubjectLocality	R	HIH Application will add under assertion
AuthnInstant	R	HIH Application will add under assertion
SessionIndex	O	HIH Application will add under assertion
Attribute Statement	R	
subject-ID	R	CONNECT Gateway

SAML Assertions in SOAP Envelope		
Element / Attribute	esMD Required	Who Create? - Gateway or Manual
organization	R	HIH Application will add under assertion
homeCommunityId	R	HIH Application will add under assertion
purposeofuse	R	HIH Application will add under assertion
NPI	R	HIH Application will add under assertion – 'userInfo.userName'
Intended Recipient	R	HIH Application will add under assertion - 'uniquePatientId'
Authorization Decision Statement	O	
Action	R	HIH Application will add under assertion
Decision	R	HIH Application will add under assertion
Resource	R	HIH Application will add under assertion
Evidence	R	HIH Application will add under assertion

5.3.5.5 esMD SAML Assertions details

The following table provides the esMD SAML Assertion details.

Table 4: esMD SAML Assertion Details

S. No.	SAML Assertion Attribute	Definition and Example	R/ R2/ O	Source / CONNECT Software Allowed	References to esMD Domain Specific Values
1	homeCommunityId	<code><urn1:homeCommunityId ></code> <code><urn1:description>Description of the submitting HIH CONNECT or CONNECT Compatible Gateway</urn1:description></code> <code><urn1:homeCommunityId>urn:oid:1.3.6.1.4.1.101420.6.1</urn1:homeCommunityId></code> <code><urn1:name>Name of the submitting HIH CONNECT or CONNECT Compatible Gateway</urn1:name></code> <code></urn1:homeCommunityId></code>	R	esMD Requirement / Yes	HIH OID
2	organizationId	<code><urn1:organizationId ></code> <code><urn1:description>Description of Broker Organization between Provider and the submitting HIH CONNECT or CONNECT Compatible Gateway</urn1:description></code> <code><urn1:homeCommunityId>urn:oid:1.3.6.1.4.1.101420.6.1</urn1:homeCommunityId></code> <code><urn1:name>Name of Broker Organization between Provider and the submitting HIH CONNECT or CONNECT Compatible Gateway</urn1:name></code> <code></urn1:organizationId></code>		esMD Requirement / Yes	HIH OID or any broker organization (its OID) between Providers and HIH
3	intendedRecipient	<p>Note: Temporarily, add the Intended Recipient value in the unique Patient ID as OID.</p> <code><urn1:uniquePatientId>urn:oid:2.16.840.</code>	R	esMD Requirement / NO*	See Table 4

S. No.	SAML Assertion Attribute	Definition and Example	R/ R2/ O	Source / CONNECT Software Allowed	References to esMD Domain Specific Values
		<p>1.113883.13.34.110.1.110.9</urn:uniquePatientId></p> <p>In the next spec factory changes, the intended recipient values will be change to HL7 XON.</p> <p>The intendedRecipient field in the XDS Metadata will use the HL7 XON data type for this profile.</p> <p>This data type contains 10 subfields separated by a ^ sign, of which three are required:</p> <ol style="list-style-type: none"> 1) XON.1 is the name of the organization that is the intended recipient. In this profile, this will be the name of the RAC that is intended to receive the submission. 2) XON.6 identifies the assigning authority for the identifiers appearing in XON.10. This field will be completed using the following string: &CMS OID FOR RACS&ISO [ed. Note: Replace CMD OID FOR RACS with a CMS assigned OID]. 3) XON.10 is the CMS Identifier for the RAC. An example appears below (bold text should be replaced with the appropriate values): [Ed. Note: Replace CMD OID FOR RACS with a CMS assigned OID]. <p>RAC ORGANIZATION NAME^^^^&CMS OID FOR RACS&ISO^^^^CMS ASSIGNED IDENTIFIER<urn1:intendedReceipient > <urn1:description>Description of receiving Review Contractor</urn1:description></p> <p><urn1:organizationId>DCS^^^^&2.16.84 0.1.113883.13.34.110.1.100.1&ISO^^^^ 2.16.840.1.113883.13.34.110.1</urn1:or ganizationId></p> <p><urn1:name>Name of Review Contractor, to whom Claim Medical Documentation shall be submitted.</urn1:name> </urn1:intendedReceipient></p>			
4	NPI	In the future – NPI will be added to	R	esMD Requirement /	

S. No.	SAML Assertion Attribute	Definition and Example	R/ R2/ O	Source / CONNECT Software Allowed	References to esMD Domain Specific Values
		<p>connect assertions. Until then esMD will use the 'username' attribute field for 'NPI' value.</p> <pre> <urn1:userInfo> <urn1:userName>6101234512</urn1:userName> <urn1:org> <urn1:description>Description of Provider NPI </urn1:description> <urn1:homeCommunityId>Any Broker organization in between Provider and HIH or HIH OID</urn1:homeCommunityId> <urn1:name>Name of Provider from whom Claim Medical Documentation are submitted</urn1:name> </urn1:org> </urn1:userInfo> </pre> <p><u>Please Note:</u> The National Provider Identifier (NPI) value needs to be 10 numeric characters long to comply with the standard specification. If the NPI value sent by the HIH does not conform to this format, the submission request shall be rejected and an error message will be sent to the submitting HIH gateway. Please refer to Table 19 for the error code and related message text.</p>		NO*	
5	purposeOfDisclosureCode	<p>HIH will enter appropriate values. This is used by the CONNECT Gateway for SOAP header SAML processing.</p> <pre> <urn1:purposeOfDisclosureCoded> <urn1:code>PAYMENT</urn1:code> <urn1:codeSystem>2.16.840.1.113883.3.18.7.1</urn1:codeSystem> <urn1:codeSystemName>esMD CMS Purpose</urn1:codeSystemName> <urn1:codeSystemVersion>1.0</urn1:codeSystemVersion> <urn1:displayName>Medical Claim Documentation Review</urn1:displayName> <urn1:originalText>Medical Claim Documentation Review</urn1:originalText> </urn1:purposeOfDisclosureCoded> </pre>	R	esMD Requirement / Yes	
6	samlAuthnStatement	<p>HIH will enter appropriate values. This is used by the CONNECT Gateway for SOAP header SAML processing.</p> <pre> <urn1:samlAuthnStatement> </pre>	R	esMD Requirement / Yes	

S. No.	SAML Assertion Attribute	Definition and Example	R/ R2/ O	Source / CONNECT Software Allowed	References to esMD Domain Specific Values
		<code><urn1:authInstant>2011-01-05T16:50:01.011Z</urn1:authInstant></code> <code><urn1:sessionIndex>987</urn1:sessionIndex></code> <code><urn1:authContextClassRef>urn:oasis:names:tc:SAML:2.0:ac:classes:X509</urn1:authContextClassRef></code> <code><urn1:subjectLocalityAddress>158.147.185.168</urn1:subjectLocalityAddress></code> <code><urn1:subjectLocalityDNSName>cms.hhs.gov</urn1:subjectLocalityDNSName></code> <code></urn1:samlAuthnStatement></code>			
7	samlAuthzDecisionStatement	<p>Except ID attribute in samlAuthzDecisionStatement, all the other appropriate values will be entered by HIH.</p> <p>ID attribute will be used by esMD application and other values will be used by the CONNECT Gateway for SOAP header SAML processing.</p> <p>ID attribute will be used to correlate the request to response and to verify the double submission of Claim Document submission. Each Claim Document Submission SOAP Message from CONNECT Gateway will have a Unique ID populated by HIH CONNECT Adapter or CONNECT Compatible software.</p> <p>This unique ID will be created by HIH using the JAVA UUID api and populate into "id" attribute of this SAML Authorization Decision Statement.</p> <code><urn1:id>40df7c0a-ff3e-4b26-baeb-f2910f6d05a9</urn1:id></code> <p><u>Note:</u> Unique ID is different from CONNECT Gateway Message ID. CONNECT Gateway automatically adds the message id to the SOAP Header. This message ID is unique for any outgoing messages.</p> <code><urn1:samlAuthzDecisionStatement ></code> <code><urn1:decision>Permit</urn1:decision></code> <code><urn1:resource>https://158.147.185.168:8181/esMD/DocumentSubmission</urn1:resource></code> <code><urn1:action>TestSaml</urn1:action></code> <code><urn1:evidence></code>	R	esMD Requirement / Yes	

S. No.	SAML Assertion Attribute	Definition and Example	R/ R2/ O	Source / CONNECT Software Allowed	References to esMD Domain Specific Values
		<pre> <urn1:assertion> <urn1:id>40df7c0a-ff3e-4b26- baeb-f2910f6d05a9</urn1:id> <urn1:issueInstant>2011-01- 05T16:50:01.011Z</urn1:issueInstant> <urn1:version>2.0</urn1:version> <urn1:issuerFormat>urn:oasis:names:tc: SAML:1.1:nameid- format:X509SubjectName</urn1:issuerF ormat> <urn1:issuer>CN=HIH SAML User,OU=QSSI,O=QSSI,L=Baltimore,ST =MD,C=US</urn1:issuer> <urn1:conditions> <urn1:notBefore>2011-01- 05T16:50:01.011Z</urn1:notBefore> <urn1:notOnOrAfter>2011-01- 05T16:53:01.011Z</urn1:notOnOrAfter> </urn1:conditions> <urn1:accessConsentPolicy>Claim-Ref- 1234 NA for esMD</urn1:accessConsentPolicy> <urn1:instanceAccessConsentPolicy>Cla im-Instance-1 NA for esMD</urn1:instanceAccessConsentPoli cy> </urn1:assertion> </urn1:evidence> </urn1:samlAuthzDecisionStatement> </pre>			

The CONNECT 3.1 software implementation does not support the “Intended Recipient” and “NPI” fields as a part of assertions.

The Interim solution is to populate the ‘Intended Recipient’ and ‘NPI’ values into ‘uniquePatientId’ and ‘userInfo.userName’ field of the current CONNECT software AssertionType object.

5.3.5.6 SAML Assertion Attributes

This will be added in the Authorization Decision Statement.

5.3.5.6.1 Version attribute

The version attribute defines SAML v2.0 as the version.

5.3.5.6.2 ID attribute

The ID Attribute is an xs:ID as defined by <http://www.w3.org/TR/xml-Id/>.

5.3.5.6.3 Issue Instant

The IssueInstant attribute is an xs:dateTime as defined by <http://www.w3.org/TR/xmlschema-2/>.

5.3.5.6.4 Issuer

The <Issuer> element identifies the individual gateway system responsible for issuing the Assertions carried in the message. Since esMD does not have the user IDs, the issuer will be the HIH System Name. This element includes a NameID Format attribute, which declares the format used to express the value contained in this element. The Name ID format is **urn:oasis:names:tc:SAML:1.1:nameid-format:X509SubjectName** for the sending NHIO (Health Information Organization acting as a node on the eHealth Exchange).

5.3.5.6.5 Subject

The Subject element will identify the Subject of the assertion. This element also includes a NameID. The Format attribute declares the format used to express the value contained in this element: the HIH System Name making the request at the initiating NHIO. The Name ID format is **urn:oasis:names:tc:SAML:1.1:nameid-format:X509SubjectName** for the sending NHIO.

5.3.5.6.6 SAML Statement Elements

The esMD SAML statement elements used are separated into Authentication and Attribute. Each statement will be further defined in the following paragraphs.

5.3.5.6.6.1 Attribute Statement

The Attribute Statement element describes a statement by the SAML authority asserting that the requesting HIH system is associated with the specified attributes. The Attribute Statement is required to contain attribute elements as defined by the OASIS XSPA profile of SAML and described in the sections that follow. The Attribute Statement is comprised of the following attributes: Subject ID, Subject Organization, Home Community ID, Purpose of Use, NPI, and Intended Recipient.

The value on the Subject ID and Subject Organization attributes will be a plain text description of the user's name (not user ID) and organization, respectively. These are primarily intended to support auditing.

5.3.5.6.6.1.1 Subject ID Attribute

This Subject Identifier element has the HIH initiating gateway Name. The name of the system as required by HIPAA Privacy Disclosure Accounting is placed in the value of the element.

```
<urn1:QualifiedSubjectIdentifier xmlns:urn1="urn:gov:hhs:fa:nhinc:common:nhinccommon">
  <urn1:SubjectIdentifier>HIH esMD Initiating Gateway </urn1:SubjectIdentifier >
  <urn1:AssigningAuthorityIdentifier>HIH Name</urn1: AssigningAuthorityIdentifier >
</ urn1:QualifiedSubjectIdentifier>
```

5.3.5.6.6.1.2 Subject Organization Attribute

This Assigning Authority Identifier element has the subject organization Name under which the initiating gateway (subject name) is running. In plain text, the organization to which the user belongs, as required by HIPAA Privacy Disclosure Accounting, is placed in the value of the Attribute Value element.

```
<urn1:QualifiedSubjectIdentifier xmlns:urn1="urn:gov:hhs:fa:nhinc:common:nhinccommon">
  <urn1:SubjectIdentifier>HIH esMD Initiating Gateway </urn1: SubjectIdentifier >
  <urn1:AssigningAuthorityIdentifier>HIH Name</urn1: AssigningAuthorityIdentifier >
</ urn1:QualifiedSubjectIdentifier>
```

5.3.5.6.7 Home Community ID Attribute

This attribute element has the HIH gateway Name attribute. The value is the HL7 issued Home Community ID (an Object Identifier) assigned to the HIH that is initiating the request, using the URN format (i.e., "urn:oid:" appended with the OID). One home community gateway can have multiple organization IDs. Organization IDs act as a broker to home community organizations. If there are no

brokers to the organizations, then both the home community ID and the organization ID attributes will be the same.

See the sample in the above [Table4](#): esMD SAML Assertion Details

5.3.5.6.8 Purpose of Use Attribute

This attribute element has the purpose of use disclosure Name attribute. The value of the attribute element is a child element, "PurposeOfUse", in the namespace "urn:hl7-org:v3", whose content is defined by the "CE" (coded element) data type from the HL7 version 3 specification. The PurposeOfUse element contains the coded representation of the Purpose for Use that is, in effect, for the request. The PurposeOfUse is defined in Authorization Framework document. See the sample in the above [Table4](#): esMD SAML Assertion Details

5.3.5.6.9 National Provider Identifier (NPI) Attribute

An NPI is a unique 10-digit identification number issued to health care providers in the United States by CMS. This attribute provides the ability to specify an NPI value as part of the SAML Assertion that accompanies a message that is transmitted across the eHealth Exchange.

5.3.5.6.10 Intended Recipients Attribute

Intended Recipients are review contractors, to whom the esMD needs to send the HIH submitted Claim Medical documentation payloads. The valid values are addressed in section 5.3.8.

5.3.5.7 Authentication Statement

The SAML Authentication Assertions are associated with authentication of the Subject (HIH Gateway Identification). The <AuthnStatement> element is required to contain an <AuthnContext> element and an AuthnInstant attribute. The SAML AuthnStatement contains one AuthnContextClassRef element identifying the method by which the subject was authenticated. Other elements of SAML AuthnStatement include <SubjectLocality> element and a SessionIndex attribute. The saml:Authentication is comprised of the 4 Attributes or Elements: AuthnContext, Subject Locality, AuthnInstant, and Session Index.

5.3.5.7.1 Authentication Method (AuthnContext)

An authentication method, the <AuthnContext> element indicates how that authentication was done. Note that the authentication statement does not provide the means to perform that authentication, such as a password, key, or certificate. This element will contain an authentication context class reference.

Authentication Method - X.509 Public Key

URN - urn:oasis:names:tc:SAML:2.0:ac:classes:X509

5.3.5.7.2 Subject Locality

Subject Locality references from where the user was authenticated. The Subject Locality element specifies the DNS domain name and IP address for the system entity that was authenticated.

5.3.5.7.3 Authentication Instant (AuthnInstant)

The Authentication Instant, <AuthnInstant>, attribute specifies the time at which the authentication took place which is an xs:dateTime as defined by <http://www.w3.org/TR/xmlschema-2/>.

5.3.5.7.4 Session Index

The Session Index, SessionIndex, attribute identifies the session between the Subject and the Authentication Authority.

Example:

See the sample in the above [Table4](#): esMD SAML Assertion Details.

5.3.5.8 Authorization Decision Statement

This is an optional element, which could convey all the valid NPI submissions.

The *Authorization Decision Statement* element describes a statement by the SAML authority asserting that a request for access, by the statement's subject to the specified resource, has resulted in the specified authorization decision on the basis of some optionally specified evidence. This element provides the HIE an opportunity to assert that it holds an Access Consent Policy which the CMS esMD CONNECT Gateway may wish to evaluate in order to determine if access to the requested resource(s) should be allowed for the submitted provider.

The information conveyed within the Authorization Decision Statement may be used by the CMS esMD CONNECT Gateway to retrieve the asserted Access Consent Policy. The format of the Access Consent Policy is defined in the Access Consent Policy specification.

The Authorization Decision Statement will be used when the provider has granted permission to submit the documentation to the CMS esMD CONNECT Gateway, and the HIE needs to make that authorization known to the CMS esMD CONNECT Gateway.

The Authorization Decision Statement has the following content: Action, Decision, Resource, Evidence, and Assertions.

5.3.5.8.1 Action

This action must be specified using a value of Execute.

5.3.5.8.2 Decision

The Decision attribute of the Authorization Decision Statement must be Permit.

5.3.5.8.3 Resource

The Resource attribute of the Authorization Decision Statement must be the Uniform Resource Identifier (URI) of the endpoint to which the CMS esMD CONNECT Gateway request is addressed or an empty URI reference.

5.3.5.8.4 Evidence

The Authorization Decision Statement must contain an <Evidence> element, containing a single <Assertion> child element.

5.3.5.8.4.1 Assertions

This <Assertion> element must contain an ID attribute, an IssueInstant attribute, a Version attribute, an Issuer element, and an Attribute Statement element. Please, see section 5.3.7.3.1 for more details on building the Assertion.

There must be at least one of the following Attributes in the Attribute Statement.

- An <Attribute> element with the name AccessConsentPolicy and NameFormat <http://www.hhs.gov/healthit/nhin>. The value(s) for this attribute will be the OIDs of the access policies that the asserting entity has previously agreed to with other entities. The OIDs MUST be expressed using the urn format (e.g., - urn:oid:1.2.3.4).
- An <Attribute> element with the name InstanceAccessConsentPolicy and NameFormat <http://www.hhs.gov/healthit/nhin>. The value(s) of this attribute will be the OIDs of the patient specific access policy instances. The OIDs MUST be expressed using the urn format (e.g., - urn:oid:1.2.3.4.123456789). If a requestor specifies this Attribute, the

requestor MUST support the ability for the specified policy document(s) to be retrieved via the transactions defined in HITSP TP30.

- The "ContentReference", "ContentType", and "Content" attributes from the Trial Implementation specifications have been removed and should no longer be used.

See the sample in the above [Table4](#): esMD SAML Assertion Details.

5.3.6 Target Communities

The target communities must specify the targeted CMS esMD CONNECT Gateway OID details. It contains three values:

- **Description:** The esMD CONNECT Gateway with an XDR document submission endpoint to accept claim related document submissions to CMS;
- **HomeCommunityId:** The esMD CONNECT Gateway Home Community ID (OID); and
- **Name:** The Name of the esMD CONNECT Gateway Home Community ID (OID).

```
<urn:nhinTargetCommunities>
  <urn1:homeCommunity>
    <urn1:description>
      esMD CONNECT Gateway Home Community ID Description
    </urn1:description>
    <urn1:homeCommunityId>urn:oid:1.3.6.1.4.1.101420.6.1</urn1:homeCommunityId>
    <urn1:name>Name of the esMD CONNECT Gateway Home Community ID<urn1:name>
  </urn1:homeCommunity>
</urn:nhinTargetCommunities>
```

For CMS response Message to HIH, these nhinTargetCommunities will have the HIH OID information.

5.3.7 Metadata Fields

The HIH adopts the IHE Cross Enterprise Document Reliable Interchange (XDR) profile in a SOAP envelope with an XDS Repository Submission Request-Provide and Register Document set, b (ITI-41) transaction metadata and C62 document payload with MTOM, base 64 encoded attachments.

```
<urn:ProvideAndRegisterDocumentSetRequest>
<urn2:SubmitObjectsRequest id="999" comment="comment">
  <urn4:RegistryObjectList>
    <urn4:ExtrinsicObject id="Document01" mimeType="application/pdf" objectType="urn:uuid:7edca82f-054d-47f2-a032-9b2a5b5186c1">
      <urn4:RegistryPackage id="SubmissionSet01">
        <urn4:Classification id="classification01" classifiedObject="SubmissionSet01"
        classificationNode="urn:uuid:a54d6aa5-d40d-43f9-88c5-b4633d873bdd"/>
        <urn4:Association id="association01" associationType="HasMember" sourceObject="SubmissionSet01"
        targetObject="Document01">
      </urn4:RegistryObjectList>
    </urn4:ExtrinsicObject>
  </urn2:SubmitObjectsRequest>
<urn5:Document id="Document02">
  <ClinicalDocument ... (Encoded Message)
    .....
    <nonXMLBody>
      2PD9434540IJKD2Ivbj0iMS4wliBlbmNvZGluz0iVVRGLTgiPz4NjxDbGluaWNhbERvY3VtZW5=
    </nonXMLBody>
  </ClinicalDocument>
</urn5:Document>
<urn5:Document id="Documentnn"> nnPD94bWwgdVj0iMS4wliBlbmNvZGluz0DLKFALDFALDECjxDbGluaWNhbERvY3VtZW5=
</urn5:Document>
</urn:ProvideAndRegisterDocumentSetRequest>
```

“SubmitObjectsRequest” is a collection of repository metadata of multiple MTOM base64 encoded document attachments transferred between an HIH and the esMD Gateway.

An ExtrinsicObject (XDSDocumentEntry) represents a single attached document metadata in the XDR esMD Document Submission SOAP message, which refers to its attached document.

“RegistryPackage” is a collection of repository metadata of just one MTOM base64 encoded document.

Following are the esMD Functional (mandatory) and Transmission (mandatory) metadata elements needed for the esMD Gateway to process the submitted claim medical document. For further details on each of the tags, review XDS IHE_ITI_TF Volume 3, Revision 6.

5.3.8 esMD Functional Specific Submission Set Metadata Attributes

Table 5 details the esMD Functional Specific Submission Set Metadata Attributes to confirm with the IHE ITI Technical Framework Volume 3, Revision 6, and XDR Interoperability Testing.

The following table indicates if the esMD XDR Submission Set metadata attributes are required (R), required if known (R2), optional (O) and XML Element Not Required (NR). To confirm the IHE XDR interoperability test, add xml tag with the value as “NA”, if R2 or Optional.

Table 5: esMD Functional Specific Submission Set Metadata Attributes

S. No	esMD XDR Submission Set Metadata Attribute	Definition and Example	R/ R2/O/NR				Metadata Attribute as per Following Standard	References to Possible esMD Domain specific values	XDR Value - Data Type (Length)
			A D R	P W K	P M D	P A			
							Non P E R M	P E R M	
1	esMDClaimId	<p>Claim Identifier is the identifier with which the provider submits the Claim to CMS. It can be found in the Additional Documentation Request (ADR) letter from the Review Contractor and needs to be used to submit:</p> <ul style="list-style-type: none">Documents in response to ADR from the CMS Review Contractor(s); andUnsolicited Paperwork (PWK). <p>Note: The esMDClaimId value for documents sent in responses to ADR and Unsolicited Paperwork (PWK) submissions needs to be in one of the following formats or the submission shall be rejected:</p> <ul style="list-style-type: none">13 numeric characters in length, OR14 numeric characters in length OR15 numeric characters in length; OR17 – 23 variable (can include alphabets, numbers, dashes and spaces) characters in length. <p>From esMD R1.3 onwards, HIH/Providers shall submit the ADR and PWK responses with esMDClaimId in either of the following two formats (to enable backward compatibility):</p> <p>a. The esMDClaimId could be sent in the HL7 CX composite format, which contains two components, the Claim ID number, and the Assigning Authority (AA) like the CMS Review Contractor, which identifies the domain over which the Claim Id number represents a unique entity. The composite format looks like so: <i>Claim ID^^^&RC OID&ISO</i></p> <p>Note: The ‘&’ character must be properly (like &amp;) encoded in the XML content.</p> <p><u>Note:</u> In the example below the Claim ID value is 13 numeric characters:</p> <p><urn4:Slot name="esMDClaimId"> <urn4:ValueList></p>	R	N R	R	NR	esMD Requirement	ADR Letter	HL7 CX data type with string (76)

S. No	esMD XDR Submission Set Metadata Attribute	Definition and Example	R/ R2/O/NR				Metadata Attribute as per Following Standard	References to Possible esMD Domain specific values	XDR Value - Data Type (Length)
			A D R	P W K	P M D	P A			
							Non P E R M	P E R M	
		<p><urn4:Value>1234567890123^^&2.16.840.1.113883.13.34.110.1.100.1&ISO</urn4:Value> </urn4:ValueList> </urn4:Slot></p> <p><u>Note:</u> If there are any errors in the composite format, or in the format/length of the esMD Claim ID, the submission shall be rejected.</p> <p>b. or HIHs can send just the esMDClaimId alone, as displayed in the example below:</p> <p><urn4:Slot name="esMDClaimId"> <urn4:ValueList> <urn4:Value>1234567890123</urn4:Value> </urn4:ValueList> </urn4:Slot></p> <p><u>Note:</u> If there are any errors in the format/length of the Claim ID, the submission shall be rejected.</p> <p>HIHs/Providers are advised to send the esMD Claim ID in the composite format.</p> <p>Power Mobility Device (PMD) Prior Authorization (PA) Submissions: Documentation sent in reference to PMD PA shall NOT have an esMDClaimId. HIHs are advised to send PMD PA submission requests without the xml tag for the esMD Claim ID field. If HIHs send a value for the esMDClaimID attribute, the submission shall be rejected.</p>							
2	esMDCaseld	<p>Case Identifier is the identifier, generated by the Review Contractor to open a claim specific case. This could be found in Additional Documentation Request (ADR) letter from the Review Contractor if the request is from MACs. It can be used to submit:</p> <ul style="list-style-type: none">Documents in response to Additional Documentation Request (ADR) andUnsolicited Paperwork (PWK). <p>For submissions to the PERM review contractor, HIHs/Providers need to send the 11 alphanumeric characters PERM ID they get on the ADR from PERM, in the esMDCaseld tag.</p> <p>From esMD R1.3, for submissions related to Responses to ADR and PWK, HIHs/Providers shall</p>	R2	R	R2	N R	esMD Requirement	ADR Letter (if MAC is the Review Contractor)	HL7 CX data type with string (76)

S. No	esMD XDR Submission Set Metadata Attribute	Definition and Example	R/ R2/O/NR				Metadata Attribute as per Following Standard	References to Possible esMD Domain specific values	XDR Value - Data Type (Length)
			A D R	Non P E R M	P W K	P M D P A			
		<p>have a choice to send the esMDCaseld in either of the following two formats (to enable backward compatibility):</p> <p>a. The esMDCaseld could be sent in the HL7 CX composite format, which contains two components: the Case ID number and the Assigning Authority (AA) (i.e., the CMS Review Contractor that identifies the domain over which the Case ID number represents a unique entity). The composite format: <i>Case ID^^&RC OID&ISO</i></p> <p><u>Note:</u> The ‘&’ character must be properly(like &amp;) encoded in the XML content:</p> <pre><urn4:Slot name="esMDCaseld"> <urn4:ValueList> <urn4:Value>12345678901234567890AB^^&a mp;2.16.840.1.113883.13.34.110.1.100.1&amp;l SO </urn4:Value> </urn4:ValueList> </urn4:Slot></pre> <p>HIHs/Providers are advised to send the esMDCaseld in the HL7 composite format, or</p> <p>b. HIHs can send just the esMDCaseld alone, as displayed in the example below:</p> <pre><urn4:Slot name="esMDCaseld"> <urn4:ValueList> <urn4:Value>12345678901234567890AB </urn4:Value> </urn4:ValueList> </urn4:Slot></pre> <p><u>Note:</u> Documentation sent in reference to PMD PA shall NOT have esMDCaseld. HIHs are advised to send PMD PA submission requests without the xml tag for the esMDCaseld element.</p> <p><u>Note:</u> If HIHs pass the esMDCaseld tag or a value for this tag, the submission shall be rejected.</p>							
3	IntendedRecipient	Intended Recipient represents the organization(s) or person(s) for whom the Document Submission set is intended for:	R	R	R	R	IHE ITI TF Rel. 6 Vol. 3	See Table 7 in this Implementation	String (64)

S. No	esMD XDR Submission Set Metadata Attribute	Definition and Example	R/ R2/O/NR				Metadata Attribute as per Following Standard	References to Possible esMD Domain specific values	XDR Value - Data Type (Length)
			A D R	Non P E R M	P W K	P M D P A			
		<p>In esMD, the Intended Recipient will be an organization (Review Contractor) to whom the sender (HIH) will submit the message with esMD Claim supporting Documents. This Intended Recipient will be identified by a HL7 issued organizational identifier (OID)</p> <p>Example: Review Contractor OID</p> <pre><urn4:Slot name="intendedRecipient"> <urn4:ValueList> <urn4:Value>2.16.840.1.113883.13.34.110.2.100.1</urn4:Value> </urn4:ValueList> </urn4:Slot></pre>						Guide	
4	Author	<p>Represents the provider (NPI), who submits the Claim Supporting Documents. This document submission could be in response to an Additional Documentation Request letter (ADR) from a CMS Review Contractor, Unsolicited Paperwork (PWK), or Power Mobility Device (PMD) Prior Authorization (PA).</p> <p>This attribute could either contain the following sub-attributes based on who (either Provider or institution NPI) submits the documentation:</p> <p>This is esMD Required Field.</p> <p>authorInstitution authorPerson</p> <pre><urn4:Classification id="c108" classificationScheme="urn:uuid: a7058bb9-b4e4-4307-ba5b-e3f0ab85e12d" classifiedObject=" SubmissionSet01" nodeRepresentation="author"> <urn4:Slot name="authorInstitution"> <urn4:ValueList> <urn4:Value>604123</urn4:Value> </urn4:ValueList> </urn4:Slot> <urn4:Slot name="authorPerson"> <urn4:ValueList> <urn4:Value>603111</urn4:Value> </urn4:ValueList> </urn4:Slot> </urn4:Classification></pre>	R	R	R	R	IHE ITI TF Rel. 6 Vol.3	NPI Table 6.1-5 Document Metadata Attribute Definition in IHE ITI TF Volume 3 Revision 6.0	Numeric (10)
5	authorInstitution (sub-attribute of author)	<p>If there is only one document in the SubmissionSet, authorInstitution attribute of the SubmissionSet will have the same NPI as the one used in the authorInstitution attribute at the document level.</p>	R2	R2	R2	R2	IHE ITI TF Rel. 6 Vol.3	NPI Institution Name	Numeric (10)

S. No	esMD XDR Submission Set Metadata Attribute	Definition and Example	R/ R2/O/NR				Metadata Attribute as per Following Standard	References to Possible esMD Domain specific values	XDR Value - Data Type (Length)
			A D R	Non P E R M	P W K	P M D P A			
		<p>If there is more than one document in the SubmissionSet, authorInstitution attribute of the SubmissionSet will have the NPI of the organization/institution, which put together all the documents, included in the SubmissionSet.</p> <p><u>Please note:</u> At the SubmissionSet level, either the authorInstitution or the authorPerson attribute will be used but never both.</p> <p><urn4:Slot name="authorInstitution"> <urn4:ValueList> <urn4:Value>604123</urn4:Value> </urn4:ValueList> </urn4:Slot></p>							
5.1	authorPerson (sub-attribute of author)	<p>If there is only one document in the SubmissionSet, authorPerson attribute of the SubmissionSet will have the same NPI as the one used in the authorPerson attribute at the document level.</p> <p>If there is more than one document in the SubmissionSet, authorPerson attribute of the SubmissionSet will have the NPI of the provider who put together all the documents in the SubmissionSet.</p> <p><u>Please note:</u> At the SubmissionSet level, either the authorInstitution or the authorPerson attribute will be used but never both.</p> <p><urn4:Slot name="authorPerson"> <urn4:ValueList> <urn4:Value>603111</urn4:Value> </urn4:ValueList> </urn4:Slot></p>	R2	R2	R2	R2	IHE ITI TF Rel. 6 Vol.3	NPI Person or Machine Name.	Numeric (10)
6	Comments	<p>Comments associated with the Submission Set in free form text.</p> <p><urn4:Description> <urn4:LocalizedString value="esMD Claim Document Submission in response to Review Contractor ADR Letter"/> </urn4:Description></p>	O	O	O	O	IHE ITI TF Rel. 6 Vol.3		String (256)
7	contentTypeCode	<p>The ContentTypeCode identifies the line of business for which the HII/NPI is sending the submission request. The submission request could be:</p> <ol style="list-style-type: none">1. A response to CMS Review Contractor ADR letter,2. Power Mobility Device (PMD) Prior	R	R	R	R	IHE ITI TF Rel. 6 Vol.3	See Table: 9 in this Implementation Guide	String (16)

S. No	esMD XDR Submission Set Metadata Attribute	Definition and Example	R/ R2/O/NR				Metadata Attribute as per Following Standard	References to Possible esMD Domain specific values	XDR Value - Data Type (Length)
			A D R	P W K	P M D	P A			
							Non P E R M	P E R M	
		<p>Authorization (PA) , or</p> <p>3. Unsolicited paperwork (PWK) response to CMS Review Contractor ADR Letter that a provider submits.</p> <p>The ContentTypeCode is the code that specifies to which line of business (response to ADR, PMD PA, or PWK) the submission request belongs.</p> <p><u>Note:</u> In the example below, the contentType code with a value of ‘1’ is used which specifies that this submission request is in response to an additional documentation request (ADR).</p> <pre><urn4:Classification id="c109" classificationScheme="urn:uuid:aa543740-bdda-424e-8c96- df4873be8500" classifiedObject="SubmissionSet01" nodeRepresentation="2.16.840.1.113883.13.34.110.1.1000.1 "> <urn4:Slot name="contentTypeCode"> <urn4:ValueList> <urn4:Value>1</urn4:Value> </urn4:ValueList> </urn4:Slot> <urn4:Name> <urn4:LocalizedString value="Response to Additional Documentation Request (ADR)"/> </urn4:Name> </urn4:Classification></pre> <p><u>Note:</u> See Table 9 for additional values.</p>							
8	entryUUID	<p>A unique ID or a globally unique identifier within the document submission request for the SubmissionSet.</p> <p>For example, “SubmissionSet01” can be entryUUID. It can also be in the UUID format.</p> <p>In the below example, “SubmissionSet01” is used as entryUUID. This can also be UUID format.</p> <p>Example:</p> <pre><urn4:RegistryPackage id="SubmissionSet01"> </urn4:RegistryPackage></pre>	R	R	R	R	IHE ITI TF Rel. 6 Vol.3	Unique Name for each attached document with a submitted document. Either UUID or some unique identifier.	String (64)
9	patientId	<p>As per XDR specification, this metadata attribute is mandatory. Currently esMD does not handle patientID.</p> <p>For ADR and PWK use case submissions, HIHs/Providers need to submit the esMDClaimId value</p>	R	R	R	R	IHE ITI TF Rel. 6 Vol.3	CMS RC OID.Claim ID	HL7 CX data type with String (256)

S. No	esMD XDR Submission Set Metadata Attribute	Definition and Example	R/ R2/O/NR				Metadata Attribute as per Following Standard	References to Possible esMD Domain specific values	XDR Value - Data Type (Length)
			A D R	Non P E R M	P W K	P M D P A			
		<p>in this patientId metadata attribute as follows:</p> <p>The ClaimId value needs to be sent in the HL7 composite format as mentioned under esMDClaimId metadata attribute.</p> <p><u>Note:</u> The ‘&’ character must be properly (like &amp;) encoded in the XML content.</p> <pre><urn4:ExternalIdentifier id="ei03" registryObject="Document01" identificationScheme="urn:uuid:6b5aea1a-874d-4603-a4bc-96a0a7b38446" value="1234567890123^^^&amp;2.16.840.1.113883.13.34&amp;mp;ISO"> <urn4:Name> <urn4:LocalizedString value="XSDSDocumentEntry.patientId"/> </urn4:Name> </urn4:ExternalIdentifier></pre> <p><u>Note:</u> To enable backward compatibility, HIHs/Providers may submit this patientId metadata attribute with esMDClaimId value in old format (No HL7 composite format) as follows:</p> <pre><urn4:ExternalIdentifier id="ei03" registryObject="Document01" identificationScheme="urn:uuid:6b5aea1a-874d-4603-a4bc-96a0a7b38446" value="1234567890123"> <urn4:Name> <urn4:LocalizedString value="XSDSDocumentEntry.patientId"/> </urn4:Name> </urn4:ExternalIdentifier></pre> <p>For PMD PA use case submissions (since there is no ClaimId value), HIHs/Providers may submit the value of “NA” in the HL7 composite format as follows:</p> <pre><urn4:ExternalIdentifier id="ei03" registryObject="Document01" identificationScheme="urn:uuid:6b5aea1a-874d-4603-a4bc-96a0a7b38446" value="NA^^^&amp;2.16.840.1.113883.13.34&amp;mp;ISO" > <urn4:Name> <urn4:LocalizedString value="XSDSDocumentEntry.patientId"/> </urn4:Name></pre>							

S. No	esMD XDR Submission Set Metadata Attribute	Definition and Example	R/ R2/O/NR				Metadata Attribute as per Following Standard	References to Possible esMD Domain specific values	XDR Value - Data Type (Length)
			A D R	Non P E R M	P W K	P M D P A			
		<p></urn4:ExternalIdentifier></p> <p><u>Note:</u> To enable backward compatibility, HIHs/Providers may submit this patientId metadata attribute with esMDClaimId value in old format (No HL7 composite format):</p> <pre><urn4:ExternalIdentifier id="ei03" registryObject="Document01" identificationScheme="urn:uuid:6b5aea1a-874d-4603-a4bc-96a0a7b38446" value="NA" > <urn4:Name> <urn4:LocalizedString value="XDSDocumentEntry.patientId"/> </urn4:Name> </urn4:ExternalIdentifier></pre> <p>For submissions to PERM review contractor (since there is no ClaimId value), HIHs/Providers shall submit the value of “NA” in the HL7 composite format as follows:</p> <pre><urn4:ExternalIdentifier id="ei03" registryObject="Document01" identificationScheme="urn:uuid:6b5aea1a-874d-4603-a4bc-96a0a7b38446" value="NA^^^&2.16.840.1.113883.13.34.110.1.200.2&ISO" > <urn4:Name> <urn4:LocalizedString value="XDSDocumentEntry.patientId"/> </urn4:Name> </urn4:ExternalIdentifier></pre> <p><u>Note:</u> To enable backward compatibility, HIHs/Providers can also submit this patientId metadata attribute with esMDClaimId value of ‘NA’ in old format (i.e. no HL7 composite format):</p> <pre><urn4:ExternalIdentifier id="ei03" registryObject="Document01" identificationScheme="urn:uuid:6b5aea1a-874d-4603-a4bc-96a0a7b38446" value="NA" > <urn4:Name> <urn4:LocalizedString value="XDSDocumentEntry.patientId"/> </urn4:Name> </urn4:ExternalIdentifier></pre>							
10	sourceId	Globally unique identifier, in OID format, identifying the Health Information Handler (HIH) Gateway through	R	R	R	R	IHE ITI TF Rel. 6 Vol.3	HIH OID	String (64)

S. No	esMD XDR Submission Set Metadata Attribute	Definition and Example	R/ R2/O/NR				Metadata Attribute as per Following Standard	References to Possible esMD Domain specific values	XDR Value - Data Type (Length)
			A D R	P W K	P M D	P A			
							Non P E R M	P E R M	
		which document/s are being sent to the CMS esMD Gateway. <urn4:ExternalIdentifier id="ei04" registryObject="SubmissionSet01" identificationScheme="urn:uuid:554ac39e-e3fe-47fe-b233-965d2a147832" value="12.16.840.1.113883.13.34.110.2"> <urn4:Name> <urn4:LocalizedString value="XDSSubmissionSet.sourceId"/> </urn4:Name> </urn4:ExternalIdentifier>							
11	submissionTime	Point in Time when the SubmissionSet was created at the HIE CONNECT Adapter. <urn4:Slot name="submissionTime"> <urn4:ValueList> <urn4:Value>20041225235050</urn4:Value> </urn4:ValueList> </urn4:Slot>	R	R	R	R	IHE ITI TF Rel. 6 Vol.3	Timestamp	Date (YYYYMMDDHHMMSS)
12	Title	Represents the title of the Submission Set. esMD Title for the Document SubmissionSet will be – ‘Claim Supporting Medical Documentation’. <urn4:Name> <urn4:LocalizedString value="Claim Supporting Medical Documentation"/> </urn4:Name>	O	O	O	O	IHE ITI TF Rel. 6 Vol.3	Text	String (256)
13	unique ID	A globally unique identifier, in OID format, assigned by the HIE to the submission set in the transmission. The length of this Unique Identifier will not exceed 128 bytes. <urn4:ExternalIdentifier id="ei05" registryObject="SubmissionSet01" identificationScheme="urn:uuid:96fdda7c-d067-4183-912e-bf5ee74998a8" value="554ac39e-ef6343434-b233-965d34345555"> <urn4:Name> <urn4:LocalizedString value="XDSSubmissionSet.uniqueId"/> </urn4:Name> </urn4:ExternalIdentifier>	R	R	R	R	IHE ITI TF Rel. 6 Vol.3	Unique Identifier will not exceed 128 bytes	TBD

Table 6 details the esMD specific Document Metadata Attributes to confirm with the IHE ITI Technical Framework Volume 3, Revision 6 and XDR Interoperability Testing.

The following table indicates if the esMD XDR Document metadata attributes are required (R), required if known (R2), optional (O) To confirm IHE XDR interoperability test, add xml tag with the value as "NA", if R2 or Optional.

Table 6: esMD Document Metadata Attributes

S. N o	esMD XDR Documents Metadata Attribute	Definition and Example	R/R2/O				Metadata attribute as per Specific Standard	References to Possible esMD Domain Specific Values	Data Type (Length)
			A D R		P W K	P M D			
			No n P E R M	P E R M					
1	Author	<p>Represents the provider NPI or institution NPI who authored the individual Document included in the Submission Set</p> <p>This attribute contains either the following sub-attributes and never both:</p> <p>authorInstitution authorPerson</p> <pre><urn4:Classification id="cl01" classificationScheme="urn:uuid:93606bcf-9494-43ec-9b4e-a7748d1a838d" classifiedObject="Document01" nodeRepresentation="author"> <urn4:Slot name="authorInstitution"> <urn4:ValueList> <urn4:Value>603111</urn4:Value> </urn4:ValueList> </urn4:Slot> <urn4:Slot name="authorPerson"> <urn4:ValueList> <urn4:Value>603</urn4:Value> </urn4:ValueList> </urn4:Slot> </urn4:Classification></pre>	R2	R2	R2	R2	IHE ITI TF Rel. 6 Vol.3	Table 6.1-5 Document Metadata Attribute Definition in IHE ITI TF Volume 3 Revision 6.0	Numeric (10)
1.1	authorInstitution (sub-attribute of author)	<p>Represents the NPI of the institution or the organization under which the human or machine authored the individual document included in the SubmissionSet.</p> <p>Please note: At the Document Metadata level, either the authorInstitution or the authorPerson attribute will be used but never both.</p> <pre><urn4:Slot name="authorInstitution"> <urn4:ValueList> <urn4:Value>604</urn4:Value> </urn4:ValueList> </urn4:Slot></pre>	R2	R2	R2	R2	IHE ITI TF Rel. 6 Vol.3	Institution NPI of the Provider	Numeric (10)
1.2	authorPerson (sub-attribute of author)	<p>Represents the NPI of the provider who authored the individual document included in the SubmissionSet.</p> <p>Please note: At the Document Metadata level, either the authorInstitution or the authorPerson attribute will be used but never both.</p>	R2	R2	R2	R2	IHE ITI TF Rel. 6 Vol.3	Document author NPI	Numeric (10)

S. N o	esMD XDR Documents Metadata Attribute	Definition and Example	R/R2/O				Metadata attribute as per Specific Standard	References to Possible esMD Domain Specific Values	Data Type (Length)
			A D R		P W K	P M D			
			No n P E R M	P E R M					
		<urn4:Slot name="authorPerson"> <urn4:ValueList> <urn4:Value>603</urn4:Value> </urn4:ValueList> </urn4:Slot>							
2	classCode	The code specifying the particular kind of document. <urn4:Classification id="cl02" classificationScheme="urn:uuid:41a5887f-8865-4c09-adf7-e362475b143a" classifiedObject="Document01" nodeRepresentation="2.16.840.1.113883.13.34.110.1.1000.1"> <urn4:Slot name="classCode"> <urn4:ValueList> <urn4:Value>1</urn4:Value> </urn4:ValueList> </urn4:Slot> <urn4:Name> <urn4:LocalizedString value="See Table 8 in this Implementation Guide" /> </urn4:Name> </urn4:Classification>	R	R	R	R	IHE ITI TF Rel. 6 Vol.3	See Table 8 in this Implementation Guide	String (64)
3	classCode DisplayName	The name to be displayed for communicating to a human the meaning of the classCode. Will have a single value for each value of classCode used <urn4:Name> <urn4:LocalizedString value= "See Table 8 in this Implementation Guide" /> </urn4:Name>	R	R	R	R	IHE ITI TF Rel. 6 Vol.3	See Table 8 in this Implementation Guide	String (256)
4	Comments	Comments associated with the Document in a free form text format <urn4:Description> <urn4:LocalizedString value="esMD Claim Document Submission in response to Review Contractor ADR Letter"/> </urn4:Description>	O	O	O	O	IHE ITI TF Rel. 6 Vol.3		String (256)
5	confidentialityCode	The code specifying the level of confidentiality of the Document. For esMD, the value is always ‘V’: <urn4:Classification id="cl03" classificationScheme="urn:uuid:f4f85eac-e6cb-4883-b524-f2705394840f" classifiedObject="Document01" nodeRepresentation="2.16.840.1.113883.5.25">	R	R	R	R	IHE ITI TF Rel. 6 Vol.3	See Table : 10 in this Implementation Guide	String (64)

S. No	esMD XDR Documents Metadata Attribute	Definition and Example	R/R2/O				Metadata attribute as per Specific Standard	References to Possible esMD Domain Specific Values	Data Type (Length)
			A D R	P W K	P M D	P A			
		<urn4:Slot name="confidentialityCode"> <urn4:ValueList> <urn4:Value>V</urn4:Value> </urn4:ValueList> </urn4:Slot> <urn4:Name> <urn4:LocalizedString value="VeryRestricted"/> </urn4:Name> </urn4:Classification>							
6	creationTime	Represents the time the HIH created the document. <urn4:Slot name="creationTime"> <urn4:ValueList> <urn4:Value>20110101165910</urn4:Value> </urn4:ValueList> </urn4:Slot>	R	R	R	R	IHE ITI TF Rel. 6 Vol.3	Timestamp (DTM). HIH XDR created/submitted timestamp.	Date (YYYYMMDDHHMMSS)
7	entryUUID	A unique ID or a globally unique identifier for each document in the Submission Set In the below example "Document01" is used as entryUUID. This can also be UUID format. Example: <urn4:ExtrinsicObject id="Document01" mimeType="application/pdf" objectType="urn:uuid:7edca82f-054d-47f2-a032-9b2a5b5186c1"> </urn4:ExtrinsicObject>	R	R	R	R	IHE ITI TF Rel. 6 Vol.3	Unique Name for each attached document with a submitted document. Either UUID or some unique identifier.	String (64)
8	formatCode	Globally unique code for specifying the format of the document. For example, the format code for esMD is HITSP C62 urn:hitsp:c62:cda:pdf. <urn4:Classification id="cl05" classificationScheme="urn:uuid:a09d5840-386c-46f2-b5ad-9c3699a4309d" classifiedObject="Document01" nodeRepresentation="2.16.840.1.113883.13.34.110.1.1000.1"> <urn4:Slot name="formatCode"> <urn4:ValueList> <urn4:Value>1</urn4:Value> </urn4:ValueList> </urn4:Slot> <urn4:Name> <urn4:LocalizedString value="see description from table 10"/> </urn4:Name>	R	R	R	R	IHE ITI TF Rel. 6 Vol.3	See Table : 13 in this Implementation Guide	String (64)

S. No	esMD XDR Documents Metadata Attribute	Definition and Example	R/R2/O				Metadata attribute as per Specific Standard	References to Possible esMD Domain Specific Values	Data Type (Length)
			ADR	PWK	PMD	PA			
		</urn4:Classification>							
9	Hash	Hash key of the XDR payload – C62 Document attachment based on the SHA1 Hash Algorithm <urn4:Slot name="hash"> <urn4:ValueList> <urn4:Value>ad18814418693512b767676006a21d8ec7291e84</urn4:Value> </urn4:ValueList> </urn4:Slot>	R	R	R	R	IHE ITI TF Rel. 6 Vol3	SHA1 hash	String (256)
10	healthcareFacility TypeCode	This code represents the type of organizational or Provider setting of the claim or clinical encounters or during which the documented act occurred. <u>Please note:</u> If the submission request happens to be a response to ADR letter, Power Mobility Device (PMD) Prior Authorization (PA) request, or involves sending unsolicited paperwork (PWK), the healthcareFacilityTypeCode with the values of 1 (which represents a HII) or 2 (which represents a Provider) can be used. Please refer to Table 11 for HealthCare Facility Type Code information. <urn4:Classification id="cl05" classificationScheme="urn:uuid:f33fb8ac-18af-42cc-ae0e-ed0b0bdb91e1" classifiedObject="Document01" nodeRepresentation="2.16.840.1.113883.13.34.110.1.1000.1"> <urn4:Slot name="healthcareFacilityTypeCode"> <urn4:ValueList> <urn4:Value>1</urn4:Value> </urn4:ValueList> </urn4:Slot> <urn4:Name> <urn4:LocalizedString value="see description from table"/> </urn4:Name> </urn4:Classification>	R	R	R	R	IHE ITI TF Rel. 6 Vol.3	See Table 11 in this Implementation Guide	String (64)
11	healthcareFacility TypeCodeDisplay Name	The name to be displayed for communicating to a human the meaning of the healthcareFacilityTypeCode. Will have a single value corresponding to the healthcareFacilityTypeCode. <urn4:Classification id="cl05" classificationScheme="urn:uuid:f33fb8ac-18af-42cc-ae0e-ed0b0bdb91e1" classifiedObject="Document01" nodeRepresentation="	R	R	R	R	IHE ITI TF Rel. 6 Vol.3	See Table 11 in this Implementation Guide	String (128)

S. No	esMD XDR Documents Metadata Attribute	Definition and Example	R/R2/O				Metadata attribute as per Specific Standard	References to Possible esMD Domain Specific Values	Data Type (Length)
			ADR	PWK	PMD	PA			
		2.16.840.1.113883.13.34.110.1.1000.1"> <urn4:Slot name="healthcareFacilityTypeCode"> <urn4:ValueList> <urn4:Value>1</urn4:Value> </urn4:ValueList> </urn4:Slot> <urn4:Name> <urn4:LocalizedString value="see description from table"/> </urn4:Name> </urn4:Classification>							
12	languageCode	Specifies the human language of character data in the document. The values of the attribute are language identifiers as described by the IETF (Internet Engineering Task Force) RFC 3066. <urn4:Slot name="languageCode"> <urn4:ValueList> <urn4:Value>en-us</urn4:Value> </urn4:ValueList> </urn4:Slot>	R	R	R	R	IHE ITI TF Rel. 6 Vol.3	esMD value may be “en-us”	String (16)
13	mimeType	MIME type of the document. <urn4:ExtrinsicObject id="Document01" mimeType="application/pdf" objectType="urn:uuid:7edca82f-054d-47f2-a032-9b2a5b5186c1"> </urn4:ExtrinsicObject>	R	R	R	R	IHE ITI TF Rel. 6 Vol.3	esMD PDF mimeType value shall be only “application/pdf” for PDF documents NOTE: Mime type is case sensitive.	String (64)
14	patientId	As per XDR specification, this patientId metadata attribute is mandatory. At this moment, esMD does not handle patientID. For ADR and PWK use case submissions, HIHs/Providers need to submit the esMDClaimId value in this patientId metadata attribute as follows: The ClaimId value needs to be sent in the HL7 composite format as mentioned under esMDClaimId metadata attribute: <u>Note:</u> The ‘&’ character must be properly (like &) encoded in the XML content. <urn4:ExternalIdentifier id="ei03" registryObject="Document01"	R	R	R	R	IHE ITI TF Rel. 6 Vol.3	esMD value may be “NA”	HL7 CX Data type with String (256)

S. N o	esMD XDR Documents Metadata Attribute	Definition and Example	R/R2/O			Metadata attribute as per Specific Standard	References to Possible esMD Domain Specific Values	Data Type (Length)
			A D R	P W K	P M D			
		<p>identificationScheme="urn:uuid:6b5aea1a-874d-4603-a4bc-96a0a7b38446" value="1234567890123^^&2.16.840.1.113883.13.34&ISO"> <urn4:Name> <urn4:LocalizedString value="XDSDocumentEntry.patientId"/> </urn4:Name> </urn4:ExternalIdentifier></p> <p><u>Note:</u> To enable backward compatibility, HIHs/Providers may submit this patient metadata attribute with esMDClaimId value in old format (No HL7 composite format) as follows:</p> <p><urn4:ExternalIdentifier id="ei03" registryObject="Document01" identificationScheme="urn:uuid:6b5aea1a-874d-4603-a4bc-96a0a7b38446" value="1234567890123"> <urn4:Name> <urn4:LocalizedString value="XDSDocumentEntry.patientId"/> </urn4:Name> </urn4:ExternalIdentifier></p> <p>For Power Mobility Device (PMD) Prior Authorization (PA) submissions (since there is no ClaimId value), HIHs/Providers may submit the value of "NA" in the HL7 composite format as follows:</p> <p> <urn4:ExternalIdentifier id="ei03" registryObject="Document01" identificationScheme="urn:uuid:6b5aea1a-874d-4603-a4bc-96a0a7b38446" value="NA^^&2.16.840.1.113883.13.34&ISO" > <urn4:Name> <urn4:LocalizedString value="XDSDocumentEntry.patientId"/> </urn4:Name> </urn4:ExternalIdentifier></p> <p><u>Note:</u> To enable backward compatibility, HIHs/Providers may submit this patientId metadata attribute with esMDClaimId value in old format (No HL7 composite format):</p>						

S. N o	esMD XDR Documents Metadata Attribute	Definition and Example	R/R2/O				Metadata attribute as per Specific Standard	References to Possible esMD Domain Specific Values	Data Type (Length)
			A D R	P W K	P M D	P A			
		<p><urn4:ExternalIdentifier id="ei03" registryObject="Document01" identificationScheme="urn:uuid:6b5aea1a-874d-4603-a4bc-96a0a7b38446" value="NA" > <urn4:Name> <urn4:LocalizedString value="XSDDocumentEntry.patientId"/> </urn4:Name> </urn4:ExternalIdentifier></p> <p>For submissions to PERM review contractor (since there is no ClaimId value), HlHs/Providers shall submit the value of “NA” in the HL7 composite format as follows:</p> <p><urn4:ExternalIdentifier id="ei03" registryObject="Document01" identificationScheme="urn:uuid:6b5aea1a-874d-4603-a4bc-96a0a7b38446" value="NA^^^&2.16.840.1.113883.13.34.110.1.200.2&ISO" > <urn4:Name> <urn4:LocalizedString value="XSDDocumentEntry.patientId"/> </urn4:Name> </urn4:ExternalIdentifier></p> <p><u>Note:</u> To enable backward compatibility, HlHs/Providers can also submit this patientId metadata attribute with esMDClaimId value of ‘NA’ in old format (i.e. no HL7 composite format).</p> <p><urn4:ExternalIdentifier id="ei03" registryObject="Document01" identificationScheme="urn:uuid:6b5aea1a-874d-4603-a4bc-96a0a7b38446" value="NA" > <urn4:Name> <urn4:LocalizedString value="XSDDocumentEntry.patientId"/> </urn4:Name> </urn4:ExternalIdentifier></p>							
15	practiceSettingCode	<p>The code specifying the clinical specialty where the act that resulted in the document was performed.</p> <p>This value will not be used by esMD (i.e., will be ignored). However, since this field is required by XDR, an input is required.</p>	R	R	R	R	IHE ITI TF Rel.6 Vol.3	esMD value may be “1”.	String (64)

S. No	esMD XDR Documents Metadata Attribute	Definition and Example	R/R2/O				Metadata attribute as per Specific Standard	References to Possible esMD Domain Specific Values	Data Type (Length)
			A D R		P W K	P M D			
			No n P E R M	P E R M					
		Not applicable to esMD but required by XDR Interoperability. <urn4:Classification id="cl07" classificationScheme="urn:uuid:cccf5598-8b07-4b77-a05e-ae952c785ead" classifiedObject="Document01" nodeRepresentation="2.16.840.1.113883.13.34.110.1.1000.1"> <urn4:Slot name="practiceSettingCode"> <urn4:ValueList> <urn4:Value>1</urn4:Value> </urn4:ValueList> </urn4:Slot> <urn4:Name> <urn4:LocalizedString value="Practice Settings Code description"/> </urn4:Name> </urn4:Classification>							
16	practiceSettingCode Display Name	The name to be displayed for communicating to a human the meaning of the practiceSettingCode. Will have a single value corresponding to the practiceSettingCode. This value will not be used by esMD (i.e., will be ignored). However, since this field is required by XDR, an input is required. Any possible value assigned by the sender will be accepted. <urn4:Name> <urn4:LocalizedString value="NA"/> </urn4:Name>	R	R	R	R	IHE ITI TF Rel. 6 Vol.3	esMD value may be “NA”.	String (64)
17	serviceStartTime	Represents the start time of the provider service being documented. This value will not be used by esMD (i.e., will be ignored). However, since this field is required by XDR, an input is required. Any possible value assigned by the sender will be accepted. Not applicable to esMD but required by XDR Interoperability. <urn4:Slot name="serviceStartTime"> <urn4:ValueList> <urn4:Value>20110101165910</urn4:Value> </urn4:ValueList> </urn4:Slot>	R	R	R	R	IHE ITI TF Rel. 6 Vol.3	DateTimeStamp (HL7 V2 DTM). To pass the Interoperability Test - entry HIH submitted timestamp.	Date (YYYYMMDDHHMMSS)
18	serviceStopTime	Represents the stop time of the provider service being documented.	R	R	R	R	IHE ITI TF Rel. 6	DateTimeStamp	Date (YYYYMMDDHHMMSS)

S. No	esMD XDR Documents Metadata Attribute	Definition and Example	R/R2/O				Metadata attribute as per Specific Standard	References to Possible esMD Domain Specific Values	Data Type (Length)
			A D R	P W K	P M D	P A			
		<p>This value will not be used by esMD (i.e., will be ignored). However, since this field is required by XDR, an input is required. Any possible value assigned by the sender will be accepted.</p> <p><urn4:Slot name="serviceStopTime"> <urn4:ValueList> <urn4:Value>20110101165910</urn4:Value> </urn4:ValueList> </urn4:Slot></p>					Vol.3	(HL7 V2 DTM). To pass the Interoperability Test - entry HIH submitted timestamp.	MDDHH MMSS)
19	Size	<p>Size in bytes of the C62 attachment byte stream that was provided through the request.</p> <p><u>Note:</u> It is strongly recommended that HIHs/Providers send the correct size of the payload.</p> <p><urn4:Slot name="size"> <urn4:ValueList> <urn4:Value>1024000</urn4:Value> </urn4:ValueList> </urn4:Slot></p>	R	R	R	R	IHE ITI TF Rel. 6 Vol.3	In Bytes	Numeric (10,2)
20	Title	<p>Represents the title of the document. Max length, 128 bytes, UTF-8.</p> <p><urn4:ExtrinsicObject id="Document01" mimeType="application/pdf" objectType="urn:uuid:7edca82f-054d-47f2-a032-9b2a5b5186c1"> <urn4:Name> <urn4:LocalizedString value="Get value from Table 9"/> </urn4:Name> </urn4:ExtrinsicObject></p>	O	O	O	O	IHE ITI TF Rel. 6 Vol.3	Possible Titles – See Table 12 in this Implementation Guide No validation for this Title	String (256)
21	typeCode	<p>The code specifying the precise kind of document (e.g., Lab Order, Progress Notes, Orders).</p> <p>Please Note: The codes for typeCode metadata element are not defined yet for esMD. HIHs/Providers can send the value of ‘1’ as mentioned in the example below.</p> <p>Also, note that typeCode (a document level metadata element) is different from ContentType code (a submission set metadata element).</p> <p><urn4:Classification id="c107"</p>	R	R	R	R	IHE ITI TF Rel. 6 Vol.3		String (64)

S. N o	esMD XDR Documents Metadata Attribute	Definition and Example	R/R2/O				Metadata attribute as per Specific Standard	References to Possible esMD Domain Specific Values	Data Type (Length)
			A D R	P W K	P M D	P A			
		<i>classificationScheme=" urn:uuid:f0306f51-975f-434e-a61c-c59651d33983 "</i> <i>classifiedObject="Document01"</i> <i>nodeRepresentation="</i> <i>2.16.840.1.113883.13.34.110.1.1000.1"></i> <i><urn4:Slot name=" codingScheme "></i> <i><urn4:ValueList></i> <i><urn4:Value>1</urn4:Value></i> <i></urn4:ValueList></i> <i></urn4:Slot></i> <i><urn4:Name></i> <i><urn4:LocalizedString value="Progress Note"/></i> <i></urn4:Name> </urn4:Classification></i>							
22	typeCodeDisplay Name	The name to be displayed for communicating to a human the meaning of the typeCode. Will have a single value for each value of typeCode. Please Note: Since the typeCodes are not yet defined for esMD as noted in row 21 of this table (see above), the typeCodeDisplay name can have any appropriate name. <i><urn4:Classification id="cl07"</i> <i>classificationScheme=" urn:uuid:f0306f51-975f-434e-a61c-c59651d33983 "</i> <i>classifiedObject="Document01"</i> <i>nodeRepresentation="</i> <i>2.16.840.1.113883.13.34.110.1.1000.1"></i> <i><urn4:Slot name=" codingScheme "></i> <i><urn4:ValueList></i> <i><urn4:Value>1</urn4:Value></i> <i></urn4:ValueList></i> <i></urn4:Slot></i> <i><urn4:Name></i> <i><urn4:LocalizedString value="Progress Note"/></i> <i></urn4:Name> </urn4:Classification></i>	R	R	R	R	IHE ITI TF Rel. 6 Vol.3		String (64)
23	legalAuthenticator	The authenticator of the document at the provider. <i><urn4:slot name="legalAuthenticator"></i> <i><urn4:ValueList></i> <i><urn4:Value>NA</urn4:Value></i> <i></urn4:ValueList></i> <i></urn4:slot></i>	O	O	O	O	IHE ITI TF Rel. 6 Vol.3	NA	String (32)
24	uniqueId	A globally unique identifier assigned by the HII to each document in the SubmissionSet. The length of the Unique Identifier will not exceed 128 bytes. The structure and format of this ID will be consistent with the specification corresponding to the format attribute. This ID will be generated	R	R	R	R	IHE ITI TF Rel. 6 Vol.3	UUID See ITI TF 4.1.7.2 Volume 3 Revision 6	String (64)

S. No	esMD XDR Documents Metadata Attribute	Definition and Example	R/R2/O			Metadata attribute as per Specific Standard	References to Possible esMD Domain Specific Values	Data Type (Length)
			A D R	P W K	P M D			
		based on the UUID. Generated based on the UUID. The same ID will be returned with the response message. <urn4:ExternalIdentifier id="ei02" registryObject="Document01" identificationScheme="urn:uuid:96fdda7c-d067-4183-912e-bf5ee74998a8" value="1.3.6.1.4.1.21367.2005.3.9999.33"> <urn4:Name> <urn4:LocalizedString value="XSDocumentEntry.uniqueId"/> </urn4:Name> </urn4:ExternalIdentifier>						

Table 7 provides the CMS assigned OIDs for each intended recipient. Intended recipients are the review contractors who accept the medical documentation submitted by providers.

Table 7: Intended Recipient (CMS Review Contractor) OIDs

S. No.	Review Contractor	Description/ Review Contractor Organization Name	Intended Recipient Valid Values (No Spaces)	CMS assigned OIDs	Does RC accept Responses to ADR (ContentType Code of 1)	Does RC accept PWK Responses (ContentType Code of 7)	Does RC accept PMD Prior Auth. Requests (ContentType Code of 8)
1	RAC A	DCS	RACA	2.16.840.1.113883.13.34.110.1.100.1	Yes	NA	NA
2	RAC B	CGI	RACB	2.16.840.1.113883.13.34.110.1.100.2	Yes	NA	NA
3	RAC C	Connolly	RACC	2.16.840.1.113883.13.34.110.1.100.3	Yes	NA	NA
4	RAC D	HDI	RACD	2.16.840.1.113883.13.34.110.1.100.4	Yes	NA	NA
5	MAC J 1	Palmetto	MACJ1	2.16.840.1.113883.13.34.110.1.110.1	Yes	TBD	NA
6	MAC J F (2 & 3)	Noridian	MACJ3	2.16.840.1.113883.13.34.110.1.110.3	Yes	TBD	NA
7	MAC JH (J4 & J7)	Novitas Solutions	MACJH	2.16.840.1.113883.13.34.110.1.110.7	Yes	TBD	NA
8	MAC J 5	WPS	MACJ5	2.16.840.1.113883.13.34.110.1.110.5	Yes	TBD	NA
9	MAC J 8	WPS	MACJ8	2.16.840.1.113883.13.34.110.1.110.8	Yes (as of 2/1/13)	TBD	NA
10	MAC J 9	FCSO	MACJ9	2.16.840.1.113883.13.34.110.1.110.9	Yes	TBD	NA
11	MAC J10	Cahaba	MACJ10	2.16.840.1.113883.13.34.110.1.110.10	Yes	TBD	NA
12	MAC J11	Palmetto	MAC J11	2.16.840.1.113883.13.34.110.1.110.11	Yes	TBD	NA
13	MAC J12	Novitas Solutions	MACJ12	2.16.840.1.113883.13.34.110.1.110.12	Yes	TBD	NA

S. No.	Review Contractor	Description/ Review Contractor Organization Name	Intended Recipient Valid Values (No Spaces)	CMS assigned OIDs	Does RC accept Responses to ADR (ContentType Code of 1)	Does RC accept PWK Responses (ContentType Code of 7)	Does RC accept PMD Prior Auth. Requests (ContentType Code of 8)
14	MAC J13	NGS	MACJ13	2.16.840.1.113883.13.34.110.1.110.13	Yes	TBD	NA
15	MAC J14	NHIC	MACJ14	2.16.840.1.113883.13.34.110.1.110.14	Yes	TBD	NA
16	MAC J15	CGS	MACJ15	2.16.840.1.113883.13.34.110.1.110.15	Yes	TBD	NA
17	CERT	Livanta	CERT	2.16.840.1.113883.13.34.110.1.200.1	Yes	NA	NA
18	PERM	A+ Government Solutions	PERM	2.16.840.1.113883.13.34.110.1.200.2	Yes	NA	NA
19	ZPIC Z1	Safeguard Services	ZPICZ1	2.16.840.1.113883.13.34.110.1.300.1	Yes	NA	NA
20	ZPIC Z7	Safeguard Services	ZPICZ7	2.16.840.1.113883.13.34.110.1.300.7	Yes	NA	NA
21	DME MAC A	NHIC	DMEMAC A	2.16.840.1.113883.13.34.110.1.150.1	Yes	TBD	Yes (1/9/2013)
22	DME MAC B	NGS	DMEMAC B	2.16.840.1.113883.13.34.110.1.150.2	Yes	TBD	Yes (2/22/2013)
23	DME MAC C	CGS	DMEMAC C	2.16.840.1.113883.13.34.110.1.150.3	Yes	TBD	Yes (1/7/2013)
24	DME MAC D	NAS	DMEMAC D	2.16.840.1.113883.13.34.110.1.150.4	Yes	TBD	Yes (1/7/2013)
25	Title 18	NGS	TITLE18	2.16.840.1.113883.13.34.110.1.250.1	Yes	TBD	NA
26	SMRC	SHS	SMRC	2.16.840.1.113883.13.34.110.1.250.2	Yes	NA	NA

Note: From esMD R1.3, a validation is in place to check whether a specific Review Contractor accepts a particular ContentType code. If a Review Contractor does not accept a specific use case (ContentType code), then the submission will be rejected. Please refer to the table above.

Note: Starting January 7, 2013, the ContentType code with the value of '8' shall be used for Power Mobility Device (PMD) Prior Authorization (PA) request submissions. As noted in the table above, only DME MAC C and D shall begin accepting such requests from 1/7/2013 for providers reside in seven states (CA, IL, MI, NY, NC, FL and TX). For more details, please visit <http://go.cms.gov/PADemo>. DME MAC A and B dates are yet to be determined.

Table 8 provides the ClassCodes and corresponding ClassCode Display Names.
Metadata Vocabulary - Class Schema: urn:uuid:41a5887f-8865-4c09-adf7-e362475b143a

Reference URL:

Table 8: ClassCodes and corresponding ClassCode Display Names

Class Code	Class Code Display Name	Coding Schema / Code System
1	Unstructured	2.16.840.1.113883.13.34.110.1.1000.1 - CMS Schema
2	Structured	2.16.840.1.113883.13.34.110.1.1000.1 - CMS Schema

Table 9 provides the Content Type Codes and Corresponding Content Type Code Display Names.

Metadata Vocabulary - Class Schema: urn:uuid:f0306f51-975f-434e-a61c-c59651d33983

Table 9: ContentType Codes and Corresponding ContentType Code Display Names

ContentType Code	ContentType Code Display Name	Coding Schema / Code System
1	Response to Additional Documentation Request (ADR)	2.16.840.1.113883.13.34.110.1.1000.1 - CMS Schema
7	Unsolicited Claim Attachment Paperwork (PWK)	2.16.840.1.113883.13.34.110.1.1000.1 - CMS Schema
8	Power Mobility Device (PMD) Prior Authorization (PA) Requests	2.16.840.1.113883.13.34.110.1.1000.1 - CMS Schema

Note: The rows bolded in Table 9 above represent the lines of business for which CMS will start accepting documentation from Providers/HIHs starting from esMD Release 1.3.

Table 10 provides the Confidentiality Codes.

Metadata Vocabulary - Class Schema: urn:uuid:f4f85eac-e6cb-4883-b524-f2705394840f

Reference URL: <http://xml.coverpages.org/CDA-Release2-Unofficial.html>.

Table 10: Confidentiality Codes

Confidentiality Code	Description	Coding Schema / Code System
N	Normal	2.16.840.1.113883.5.25
R	Restricted	2.16.840.1.113883.5.25
V	Very Restricted (default for esMD)	2.16.840.1.113883.5.25

esMD will only accept the Very Restricted Confidentiality Code.

Table 11 provides the HealthCare Facility Type Codes.

Metadata Vocabulary - Class Schema: urn:uuid:f33fb8ac-18af-42cc-ae0e-ed0b0bdb91e1

Table 11: HealthCare Facility Type Code

HealthCare Facility Type Code	HealthCare Facility Type Code Display Name	Coding Schema / Code System
1	Health Information Handler (HIH)	2.16.840.1.113883.13.34.110.1.1000.1 - CMS Class Codes
2	Health Care Provider	2.16.840.1.113883.13.34.110.1.1000.1 - CMS Class Codes
3	CMS Review Contractor	2.16.840.1.113883.13.34.110.1.1000.1 - CMS Class Codes

Table 12 provides the Submission Set or Document Title.

Table 12: Submission Set/Document Title

Submission Set or Document Title
Solicited Supporting Documentation
Additional Documentation Request
Unsolicited Documentation

Table 13 provides the Document Format Code and Payload Type.

Metadata Vocabulary - Class Schema: urn:uuid:a09d5840-386c-46f2-b5ad-9c3699a4309d

Reference URL:

Table 13: Document Format Code and Payload Type

S. No.	Format Code	Format Description	Coding Schema / Code System
1	HITSP C62 urn:hitasp:c62:cda:pdf	Scanned PDF Document in Clinical Document Architecture (CDA) C62 Construct	2.16.840.1.113883.13.34.110.1.1000.1 – CMS Schema
2	HITSP C62 urn:hitasp:c62:cda:tiff	Scanned TIFF Document in CDA C62 Construct	2.16.840.1.113883.13.34.110.1.1000.1 – CMS Schema
3	HITSP C83	HITSP C83	2.16.840.1.113883.13.34.110.1.1000.1 - CMS Schema
4	HITSP C32	HITSP C32	2.16.840.1.113883.13.34.110.1.1000.1 - CMS Schema
5	urn:ihe:iti:xds-sd:pdf:2008	Scanned PDF Document in XDS	1.3.6.1.4.1.19376.1.2.3
6	urn:ihe:iti:xds-sd:text:2008	Scanned Documents with text (XDS-SD)	1.3.6.1.4.1.19376.1.2.3

Table 14 details the overall mapping of the Document submission with the Class and Content Type Codes.

This table shows the possible combinations/mappings between Title, Format Code, Class Code, and Type Code.

Table 14: Overall Mapping of Document Submission with Class and Content Type Codes

Title	FormatCode (Payload Construct)	ClassCode		ContentType	
		Class Code	Class Code Display Name	ContentType Code	ContentType Code Display Name
Solicited Supporting Documentation	HITSP C62	1	Unstructured	1	Response to Additional Documentation Request (ADR)
Unsolicited Documentation	HITSP C62	1	Unstructured	7	Unsolicited Claim Attachment Paperwork
				8	Power Mobility Device (PMD) Prior Authorization (PA) Request

Note: The table below presents the possible values that will be accepted. If the values sent by the HIH/Provider do not match for the corresponding type of submission request, the submission will be rejected.

Table 15: Combination of esMD Codes and Claim/Case IDs for Different Types of Submission Requests

S. No	Type of Submission Request	ContentType Code (SubmissionSet Metadata Attribute)	HealthCare FacilityType Code (Document Metadata Attribute)	Format Code (Document Metadata Attribute)	Class Code (Document Metadata Attribute)	esMDClaimID (SubmissionSet Metadata Attribute)	esMDCaseID (SubmissionSet Metadata Attribute)
1	Response to ADR	1	1	1	1	Required***	Optional
		1	2	1	1	Required***	Optional
2	Unsolicited Paperwork for ADR (PWK)	7	1	1	1	Required***	Optional
		7	2	1	1	Required***	Optional
3	Power Mobility Device (PMD) Prior Authorization (PA) Request	8	1	1	1	No esMDClaimID xml metadata attribute tag	No esMDCaseID xml metadata attribute tag
		8	2	1	1	No esMDClaimID xml metadata attribute tag	No esMDCaseID xml metadata attribute tag

5.3.9 HITSP C62 (Construct on top of CDA) Document Constraints

This section outlines the content of the unstructured HITSP C62 Construct (on top of the HL7 CDA) constraints for the document. The requirements specified below are to ensure the presence of a minimum amount of wrapper data in order to enhance description and facilitate submitting the claim documentation.

```
<ClinicalDocument xmlns="urn:hl7-org:v3" xmlns:xsi="http://www.w3.org/2001/XMLSchema-instance" classCode="DOCCLIN"
moodCode="EVN" xsi:schemaLocation="urn:hl7-org:v3 CDA.xsd">
  <typeId extension="POCD_HD000040" root="2.16.840.1.113883.1.3"/>
    <id root="eab8765b-1424-47cc-9495-ddc934cf5f5d"/>
    <templateId root="2.16.840.1.113883.10.20.3" assigningAuthorityName="CDT General Header Constraints"/>
    <templateId root="1.3.6.1.4.1.19376.1.5.3.1.1.1" assigningAuthorityName="IHE Medical Document"/>
    <templateId root="1.3.6.1.4.1.19376.1.2.20" assigningAuthorityName="IHE Scanned Document"/>
    <templateId root="2.16.840.1.113883.3.88.11.62.1" assigningAuthorityName="HITSP Unstructured Document"/>
    <languageCommunication>
      <templateId root="1.3.6.1.4.1.19376.1.5.3.1.2.1"/>
      <languageCode code="en-US"/>
    </languageCommunication>
    <title>ADR Response Supported Claim Documentation</title>
    <confidentialityCode code="V" codeSystem="2.16.840.1.113883.5.25" codeSystemName="Confidentiality"
displayName="Very Restricted"/>
    <effectiveTime value="20100319083838-0500"/>
    <recordTarget>
      <patientRole>
        <id extension="12345" root="2.16.840.1.113883.3.933"/>
        ...
      </patientRole>
      <recordTarget>
        <author>
          <templateId root="1.3.6.1.4.1.19376.1.2.20.1"/>
          ...
        </author>
        <author>
          <templateId root="1.3.6.1.4.1.19376.1.2.20.2"/>
          ...
        </author>
        <dataEnterer>
          <templateId root="1.3.6.1.4.1.19376.1.2.20.3"/>
          ...
        </dataEnterer>
        <custodian>
          ...
        </custodian>
        <legalAuthenticator>
          ...
        </legalAuthenticator>
      </recordTarget>
    </recordTarget>
    <documentationOf>
      <serviceEvent>
        <effectiveTime>
          <low value="19800127"/>
          <high value="19990522"/>
        </effectiveTime>
      </serviceEvent>
    </documentationOf>
    <component>
      <nonXMLBody>
        <text mediaType="application/pdf" representation="B64">
          JVBERi0xLjMKJcfsj6IKNSAwIG9iago8PC9MZW5ndGggNiAwIFlvdmlsdGVyIC9GbGF0
        </text>
      </nonXMLBody>
    </component>
  </ClinicalDocument>
```

Table 16 details the CDA Document Constraints Specifications.

Table 16: CDA Document Constraints Specifications

S. No.	HISTP C62 Construct →HL7 CDA Header Element	Description and Source / Value	R/R2 /O	References to Possible esMD Domain Specific Values
1	ClinicalDocument/typeId	Fixed, per CDA version in use. <typeId extension="POCD_HD000040" root="2.16.840.1.113883.1.3"/>	R	
2	ClinicalDocument/templateId	This element will be present. The root attribute will contain the OID, '2.16.840.1.113883.3.88.11.62.1', to indicate what type of document is an XDR document. <templateId root="2.16.840.1.113883.10.20.3" assigningAuthorityName="CDT General Header Constraints"/> <templateId root="1.3.6.1.4.1.19376.1.5.3.1.1.1" assigningAuthorityName="IHE Medical Document"/> <templateId root="1.3.6.1.4.1.19376.1.2.20" assigningAuthorityName="IHE Scanned Document"/> <templateId root="2.16.840.1.113883.3.88.11.62.1" assigningAuthorityName="HITSP Unstructured Document"/>	R	
3	ClinicalDocument/id	This element will be present. The root attribute will contain the OID, which Represents the unique instance identifier of a clinical document. Computable. <id root="eab8765b-1424-47cc-9495-ddc934cf5f5d"/>	R	
4	ClinicalDocument/code	Values for this code are dictated by the CDA R2 documentation, but are permissible to extend to fit the particular use case. Attributes code@code and code@codeSystem will be present. Entered by operator, or possibly can be taken from the scanned content. <code="34133-9" codeSystem="2.16.840.1.113883.6.1" codeSystemName="LOINC" displayName="esMD Document Submission"/>	R	
5	ClinicalDocument/title	This will be present if known. Entered by operator, or possibly can be taken from the scanned content. <title>ADR Response – Supported Claim Documentation</title>	R2	
6	ClinicalDocument/confidentialityCode	Will be assigned by the operator in accordance with the scanning facility policy. The notion or level of confidentiality in the header may not be the same as that in the Affinity Domain, but in certain cases could be used to derive a confidentiality value among those specified by the Affinity Domain. Attributes confidentialityCode@code and confidentialityCode@codeSystem will be present. Assigned by the operator Computed. This is the scan	R	See Table 10

S. No.	HISTP C62 Construct → HL7 CDA Header Element	Description and Source / Value	R/R2 /O	References to Possible esMD Domain Specific Values
		time. <confidentialityCode code="V" codeSystem="2.16.840.1.113883.5.25" codeSystemName="Confidentiality" displayName="Very Restricted"/>		
7	ClinicalDocument/effectiveTime	This should denote the time at which the original content was scanned. Signifies the document creation time, when the document first came into being. At a minimum, the time will be precise to the day and will include the time zone offset from GMT. Computed. This is the scan time. <effectiveTime value="20050329224411+0500"/>	R	
8	ClinicalDocument/languageCode	This element in accordance with the HL7 CDA R2 documentation specifies the human language of character data. Entered by operator <languageCommunication> <templateId root='1.3.6.1.4.1.19376.1.5.3.1.2.1'> <languageCode code='en-US'> </languageCommunication>	R	
9	ClinicalDocument/recordTarget	The ClinicalDocument/recordTarget contains identifying information about the patient concerned in the original content. Taken from scanned content, supplemented by operator. <recordTarget> <patientRole> <id extension="12345" root="2.16.840.1.113883.3.933"/> <addr> <streetAddressLine>NA</streetAddressLine> <city>NA</city> <state>NA</state> <postalCode>NA</postalCode> <country>NA</country> </addr> <patient> <name> <prefix>NA</prefix> <given>NA</given> <family>NA</family> </name> <administrativeGenderCode code="F" codeSystem="2.16.840.1.113883.5.1"/> <birthTime value="19600127"/> </patient> </patientRole> </recordTarget>	R	Data is optional for esMD. If submitting, need to provide de-identified data or NA.
10	ClinicalDocument/author/assignedAuthor/assignedPerson	This element represents the author of the original content. It additionally can 1040 encode the original	R2	Data is optional for

S. No.	HISTP C62 Construct →HL7 CDA Header Element	Description and Source / Value	R/R2 /O	References to Possible esMD Domain Specific Values
		<p>author's institution in the sub-element represented Organization. Information regarding the original author and his/her institution should be included, if it is known.</p> <p>Taken from scanned content, supplemented by operator. This is the original author.</p> <pre> <author> <templateId root="1.3.6.1.4.1.19376.1.2.20.1"/> <time value="19990522"/> <assignedAuthor> <id extension="11111111" root="1.3.5.35.1.4436.7"/> <assignedPerson> <name> <prefix>NA</prefix> <given>NA</given> <family>NA</family> <suffix>NA</suffix> </name> </assignedPerson> <representedOrganization> <id extension="aaaaabbbbb" root="1.3.5.35.1.4436.7"/> <name>NA</name> </representedOrganization> </assignedAuthor> </author> </pre>		esMD
11	ClinicalDocument/author/assignedAuthor/authoringDevice	<p>This element will be present and represent the scanning device and software used to produce the scanned content.</p> <p>Can be computed or fixed based on the scanning device and software. This is the information about the scanning device.</p> <pre> <author> <templateId root="1.3.6.1.4.1.19376.1.2.20.2"/> <time value="20050329224411+0500"/> <assignedAuthor> <id root="1.3.6.4.1.4.1.2835.2.1234"/> <assignedAuthoringDevice> <code code="CAPTURE" displayName="Image Capture" codeSystem="1.2.840.10008.2.16.4" /> </assignedAuthoringDevice> <manufacturerModelName>NA</manufacturerModelName> <softwareName>NA</softwareName> </assignedAuthoringDevice> <representedOrganization> <id root="1.3.6.4.1.4.1.2835.2"/> <name>SOME Scanning Facility</name> </representedOrganization> <addr> <streetAddressLine>NA</streetAddressLine> <city>NA</city> <state>NA</state> </addr> </pre>	R	Data is optional for esMD

S. No.	HISTP C62 Construct →HL7 CDA Header Element	Description and Source / Value	R/R2 /O	References to Possible esMD Domain Specific Values
		<pre> <postalCode>NA</postalCode> <country>NA</country> </addr> </representedOrganization> </assignedAuthor> </author> </pre>		
12	ClinicalDocument/dataEnterer	<p>This element represents the information about the scanner operator.</p> <pre> <dataEnterer> <templateId root="1.3.6.1.4.1.19376.1.2.20.3"/> <time value="20050329224411+0500"/> <assignedEntity> <id extension="22222222" root="1.3.6.4.1.4.1.2835.2"/> <assignedPerson> <name> <prefix>NA.</prefix> <given>NA</given> <family>NA</family> </name> </assignedPerson> </assignedEntity> </dataEnterer> </pre>	R	Data is optional for esMD
13	ClinicalDocument/custodian	<p>Represents the HHI organization from which the document originates and that is in charge of maintaining the document. The custodian is the steward that is entrusted with the care of the document. Every CDA document has exactly one custodian. In most cases, this will be the scanning facility.</p> <pre> <custodian typeCode="CST"> <assignedCustodian classCode="ASSIGNED"> <representedCustodianOrganization classCode="ORG" determinerCode="INSTANCE"> <id root="1.300011"/> <name>QSSI INC.</name> <telecom use="WP" value="(555)555-5500"/> <addr> <streetAddressLine> 100 Governor Warfield Parkway</streetAddressLine> <city>Columbia</city> <state>MD</state> <postalCode>21044</postalCode> <country/> </addr> </representedCustodianOrganization> </assignedCustodian> </custodian> </pre>	R	Data related to HHI and in sync with the Submission set meta data.
14	ClinicalDocument/documentationOf/service Event/effectiveTime	<p>This element is used to encode the date/time range of the original content. If the original content is representative of a single point in time then the endpoints of the date/time range will be the same. Information regarding this date/time range should be included, if it is known. In many cases, this will have to be supplied by the operator.</p>	R	

S. No.	HISTP C62 Construct →HL7 CDA Header Element	Description and Source / Value	R/R2 /O	References to Possible esMD Domain Specific Values
		Denotes the time/date range of the original content. <pre> <documentationOf> <serviceEvent> <effectiveTime> <low value="19800127"/> <high value="19990522"/> </effectiveTime> </serviceEvent> </documentationOf> </pre>		
15	ClinicalDocument/component/nonXMLBody	The scanned/base64 encoded content.	R	

5.3.10 Third Parties

The sending provider may be 1) the provider whose claim is in question, 2) the provider who orders the item on service listed on the claim in question, or 3) a provider who rendered a service related to the claim in question. HIHs may include the digital signature and date stamp associated with the medical record entry being transmitted. Though not required, HIHs may also list the Certification Commission for Health Information Technology (CCHIT) certification number associated with the medical record entry.

6 VALIDATION

- TLS Authentication
- OID Validation (Authorization) - Home Community OID Verification against the CMS Certified HIHs based on CMS On-boarded Process
- Check Payload Size
- Check for Duplicate Unique ID
- Claim reviewer Participation Validation
- Affinity Values validation
- Document Availability in submission
- Base64 SHA1 Decoding Validation for Payload attachments
- Review Contractor and ContentType Code cross validation – this is to check whether a particular CMS Review Contractor accepts a particular document submission (e.g., PMD PAR, PWK, Response to ADR)

7 ERROR MESSAGES

The following table provides details for each error message. Please refer to Table 19 for the error messages currently used by the esMD Gateway.

Table 17: Error Messages

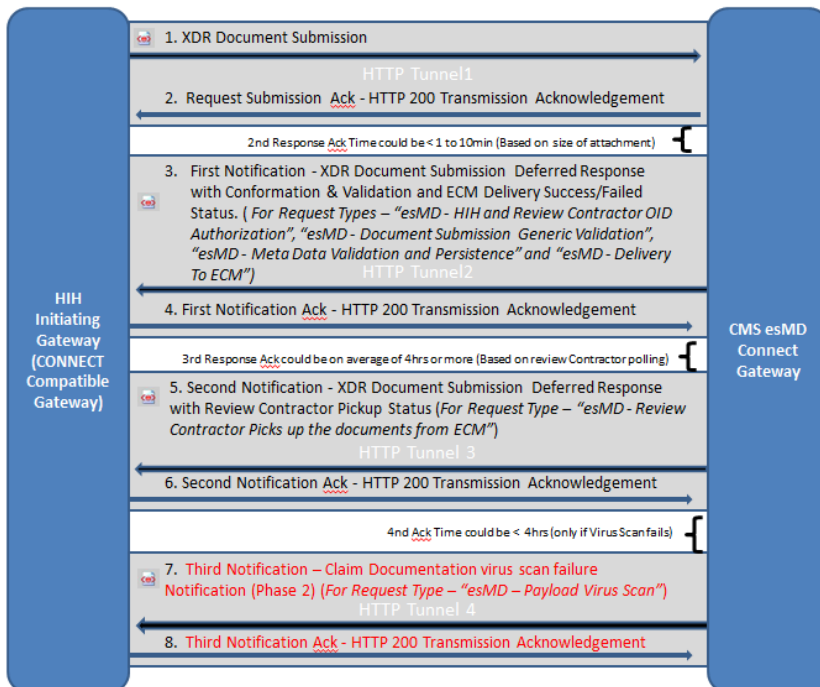
S.No	Fatal Error Code	Discussion
1	XDSHOIdDoesNotMatch	The XDR specifies where the submitted HIH Home Community IDs must match between documents (i.e., submission sets and CMS On-boarded HIH OID).
2	XDSDuplicateUniqueIDInRegistry	The UniqueID received was not unique within the Registry. The UniqueID could have been attached to

S.No	Fatal Error Code	Discussion
		earlier XDSSubmissionSet.
3	XDSMissingDocumentMetadata	The MIME package contains the MIME part with Content-ID header not found.
4	XDSRegistryMetadataError	An Error was detected in the metadata. The Actor name indicates where the error was detected. The CodeContext indicates the nature of the problem. This error code will be used to convey validation related errors for the following: Class Code, ContentType Code, Format Code, HealthCare Facility Type code, Confidentiality Code, esMDClaimId, esMDCasId, and NPI. It will also be used to convey errors related to Review Contractor OID and ContentType code cross validation.
5	XDSMissingDocument	The Metadata exists with no corresponding attached document.
6	XDSNonIdenticalHash	The Hash code of the attached document does not match.
7	CMSDocumentVirusScanError	Any Antivirus scan failures that occur in the process of delivery and at review contractor end.
8	XDSRegistryError	Internal esMD Registry/Repository Error
9	XDSRegistryBusy	Too Much Activity
10	XDSRegistryOutOfResources	Resources are low

Warning messages will be considered as information and will not be categorized as fatal errors. No warning messages have been identified at this time.

8 STATUS AND NOTIFICATION MESSAGES

Figure 4: Document Submission Deferred Responses with Multiple HTTP Connections



8.1 Transport Acknowledgment – HTTP 200 (real Time Acknowledgment)

The HTTP 200 Confirmation message is sent after successful two-way TLS authentication, SAML Assertion validation, and message download.

8.2 Syntax and Semantics Validation Status Acknowledgment

Based on following validations, an asynchronous XDR Response message with success or detailed failed acknowledgment messages will be sent out to the HIH:

- Validate the syntaxes;
- Validate Semantics with the esMD affinity domain values;
- Validate Payload Size;
- Validate duplicate Unique ID for the message;
- Validate participation of intended recipient claim reviewers;
- Validate HIH OID authorization based on the CMS On-boarding; and
- Cross validate Review Contractor OID and ContentType Code to check whether a particular Review Contractor accepts a document submission (e.g., PMD PAR, PWK, Responses to ADR).

This acknowledgment will be sent anywhere from less than one minute up to ten minutes after validation and is based on the size of attachment.

8.3 Claim Reviewer Delivery Notification- Pickup Status (Response time could be ~ 4 hrs. or more)

A Notification message will be sent to the HIH after the review contractor picks up the submitted documents from the Enterprise Content Management (ECM) system. This notification acknowledgment will take an average 4 hours or more after the transaction is sent and is dependent upon the review contractor polling process of the esMD repository.

This notification message could have an error message in the event there is a Virus scan failure at the review contractor end or ECM repository.

8.4 Claim Reviewer virus scan failure Notification: Available in a future release

The Response time could be within 4 hours.

This notification message could have an error message in the event there is a Virus scan failure at review contractor end or ECM repository.

8.5 Service Level Agreement for Acknowledgments

8.5.1 First Acknowledgment - HTTP Status Code

HIHs will take actions based on the HTTP Status code. The HTTP Status code of 200 indicates a successful submission while the HTTP status codes from 300 through 499 indicate the possibility of a fatal error. The esMD Team expects HIHs to take appropriate action to fix fatal errors. The esMD specific HTTP Status codes series will begin from 500.

HTTP status codes are the codes that the client (HIH) Web server uses to communicate with the esMD Web browser or user agent.

The HTTP status codes will allow HIHs to control their Web server with a higher degree of accuracy and effectiveness.

Table 18 indicates the category assigned to each HTTP Status Code numerical series.

Table 18: HTTP Status Codes

HTTP Status Code Series	Code Category
HTTP Status Codes 100-101	Informational Status Codes
HTTP Status Codes 200-206	Successful Status Codes
HTTP Status Codes 300-307	Redirection Status Codes
HTTP Status Codes 400-416	Client Error Status Codes
HTTP Status Codes 500-505	Server Error Status Codes

For more details, please visit: http://webdesign.about.com/od/http/a/http_status_codes.htm.

8.5.2 Delivery to the ECM Repository (First Notification)

In the event the sender does not receive the first notification response within 20 minutes of the document submission, the sender may take the following steps.

- The sender can resubmit the claim documentation a second time. After this second submission, the sender should allow 20 minutes to receive an acknowledgement response.

The sender may attempt submissions for a total of three attempts. If the acknowledgement is not received after the third attempt, the sender should contact the CMS esMD Help Desk (CMSesMDHelpdesk@qssinc.com) for further resolution.

8.5.3 Claim Review Pickup Status Notification (Second Notification)

The sender may take some time, not exceeding eight hours, to receive the second notification. If no response is received after eight hours, the sender should contact the CMS esMD Help Desk (CMSesMDHelpdesk@qssinc.com).

8.5.4 Claim Reviewer virus scan failure Notification (Third Notification: Future Release)

This notification is slated for future Phases (i.e., In Release 1.1, the fourth notification will not be implemented).

This notification message could have an error message in the event there is a virus scan failure at the review contractor end or the ECM repository. After the third notification, the sender may get the fourth acknowledgment within four hours. The submission may be considered successful only if there is no fourth notification response within four hours after the third notification.

9 RESPONSE MESSAGE

The XDR Deferred Document Submission Response SOAP message will have the Assertions, Target Communities (as HIH OID, Description, and Name), and Response.

To correlate the request to the response, the unique ID (AssertionType.getSamlAuthzDecisionStatement().getEvidence().getAssertion().getId()) and message ID will be copied back into the response message.

9.1 First Acknowledgment:

```
<?xml version="1.0" encoding="UTF-8"?>
<S:Envelope xmlns:S="http://www.w3.org/2003/05/soap-envelope">
  <S:Header>
    <To xmlns="http://www.w3.org/2005/08/addressing">http://www.w3.org/2005/08/addressing/anonymous</To>
    <Action
      xmlns="http://www.w3.org/2005/08/addressing">urn:gov:hhs:fha:nhinc:nhincentityxdr:async:request:ProvideAndRegisterDocumentSet-bAsyncRequest_ResponseMessage</Action>
```

```
<MessageID xmlns="http://www.w3.org/2005/08/addressing">uuid:68ee5397-c4df-46d6-a1e1-3239c1c6f18c</MessageID>
<RelatesTo xmlns="http://www.w3.org/2005/08/addressing">202</RelatesTo>
</S:Header>
<S:Body>
  <ns15:XDRAcknowledgement xmlns:ns2="urn:oasis:names:tc:ebxml-regrep:xsd:query:3.0"
    xmlns:ns3="urn:oasis:names:tc:ebxml-regrep:xsd:rim:3.0" xmlns:ns4="urn:oasis:names:tc:ebxml-regrep:xsd:rs:3.0"
    xmlns:ns5="urn:oasis:names:tc:ebxml-regrep:xsd:lcm:3.0" xmlns:ns6="http://www.hhs.gov/healthit/nhin/cdc"
    xmlns:ns7="http://docs.oasis-open.org/wsr/bf-2" xmlns:ns8="http://www.w3.org/2005/08/addressing" xmlns:ns9="http://docs.oasis-
    open.org/wsn/b-2" xmlns:ns10="urn:gov:hhs:fha:nhinc:common:nhinccommon"
    xmlns:ns11="http://schemas.xmlsoap.org/ws/2004/08/addressing" xmlns:ns12="urn:oasis:names:tc:emergency:EDXL:DE:1.0"
    xmlns:ns13="urn:ihe:iti:xds-b:2007" xmlns:ns14="http://nhinc.services.com/schema/auditmessage"
    xmlns:ns15="http://www.hhs.gov/healthit/nhin" xmlns:ns16="urn:gov:hhs:fha:nhinc:common:subscriptionb2overridefordocuments"
    xmlns:ns17="http://docs.oasis-open.org/wsn/t-1" xmlns:ns18="urn:gov:hhs:fha:nhinc:common:nhinccommonentity"
    xmlns:ns19="urn:gov:hhs:fha:nhinc:common:subscriptionb2overridefordcdc"
    xmlns:ns20="urn:gov:hhs:fha:nhinc:common:subscription">
    <ns15:message status="urn:oasis:names:tc:ebxml-regrep:ResponseStatusType:RequestAccepted"/>
  </ns15:XDRAcknowledgement>
</S:Body>
</S:Envelope>
```

9.2 Success Message without Warnings:

```
<?xml version='1.0' encoding='UTF-8'?>
<S:Envelope xmlns:S="http://www.w3.org/2003/05/soap-envelope">
  <S:Header>
    <To>
      xmlns="http://www.w3.org/2005/08/addressing">http://localhost:8080/CONNECTAdapter/AdapterComponentXDRResponse_Servi
      ce</To>
    <Action>
      xmlns="http://www.w3.org/2005/08/addressing">urn:gov:hhs:fha:nhinc:adaptercomponentxdrresponse:XDRResponseInputMessag
      e</Action>
    <ReplyTo xmlns="http://www.w3.org/2005/08/addressing">
      <Address>http://www.w3.org/2005/08/addressing/anonymous</Address>
    </ReplyTo>
    <MessageID xmlns="http://www.w3.org/2005/08/addressing">5a3d7012-029e-4559-9a55-49e3d80d0190</MessageID>
  </S:Header>
  <S:Body>
    <ns21:AdapterRegistryResponse xmlns:ns2="http://schemas.xmlsoap.org/ws/2004/08/addressing"
      xmlns:ns3="http://www.w3.org/2005/08/addressing"
      xmlns:ns4="http://docs.oasis-open.org/wsn/b-2"
      xmlns:ns5="http://docs.oasis-open.org/wsr/bf-2"
      xmlns:ns6="http://docs.oasis-open.org/wsn/t-1"
      xmlns:ns7="urn:oasis:names:tc:ebxml-regrep:xsd:rs:3.0"
      xmlns:ns8="urn:oasis:names:tc:ebxml-regrep:xsd:rim:3.0"
      xmlns:ns9="urn:oasis:names:tc:ebxml-regrep:xsd:query:3.0"
      xmlns:ns10="urn:oasis:names:tc:ebxml-regrep:xsd:lcm:3.0"
      xmlns:ns11="http://www.hhs.gov/healthit/nhin"
      xmlns:ns12="urn:ihe:iti:xds-b:2007"
      xmlns:ns13="http://nhinc.services.com/schema/auditmessage"
      xmlns:ns14="http://www.hhs.gov/healthit/nhin/cdc"
      xmlns:ns15="urn:gov:hhs:fha:nhinc:common:subscriptionb2overridefordcdc"
      xmlns:ns16="urn:oasis:names:tc:xacml:2.0:policy:schema:os"
      xmlns:ns17="urn:oasis:names:tc:xacml:2.0:context:schema:os"
      xmlns:ns18="urn:oasis:names:tc:emergency:EDXL:DE:1.0"
      xmlns:ns19="urn:gov:hhs:fha:nhinc:common:subscriptionb2overridefordocuments"
      xmlns:ns20="urn:gov:hhs:fha:nhinc:common:nhinccommon"
      xmlns:ns21="urn:gov:hhs:fha:nhinc:common:nhinccommonadapter">
    <ns21:assertion>
      <ns20:haveSecondWitnessSignature>>false</ns20:haveSecondWitnessSignature>
      <ns20:haveSignature>>false</ns20:haveSignature>
      <ns20:haveWitnessSignature>>false</ns20:haveWitnessSignature>
      <ns20:homeCommunity>
        <ns20:homeCommunityId>123.456.657.123</ns20:homeCommunityId>
      </ns20:homeCommunity>
      <ns20:userInfo>
        <ns20:personName>
```

```

    <ns20:familyName>na</ns20:familyName>
    <ns20:givenName>CMS</ns20:givenName>
    <ns20:secondNameOrInitials>Given Name - na C CMS Faimily Name -</ns20:secondNameOrInitials>
    <ns20:fullName>CMS Given Name - na C CMS Faimily Name - na</ns20:fullName>
  </ns20:personName>
  <ns20:userName>abcd</ns20:userName>
  <ns20:org>
    <ns20:homeCommunityId>123.456.657.123</ns20:homeCommunityId>
    <ns20:name>QSSI esMD Local Dev Gateway</ns20:name></ns20:org>
  <ns20:roleCoded><ns20:code>2.16.840.1.113883.6.96</ns20:code>
    <ns20:codeSystem>2.16.840.1.113883.6.96</ns20:codeSystem>
    <ns20:codeSystemName>SNOMED_CT</ns20:codeSystemName>
    <ns20:displayName>Claim Processing</ns20:displayName>
  </ns20:roleCoded>
</ns20:userInfo>
<ns20:authorized>>false</ns20:authorized>
<ns20:purposeOfDisclosureCoded>
  <ns20:code>2.16.840.1.113883.3.18.7.1</ns20:code>
  <ns20:codeSystem>2.16.840.1.113883.3.18.7.1</ns20:codeSystem>
  <ns20:codeSystemName>nhin-purpose</ns20:codeSystemName>
  <ns20:displayName>Use or disclosure of Psychotherapy Notes</ns20:displayName>
</ns20:purposeOfDisclosureCoded>
<ns20:samlAuthnStatement>
  <ns20:authInstant>2009-04-16T13:15:39.000Z</ns20:authInstant>
  <ns20:sessionIndex>987</ns20:sessionIndex>
  <ns20:authContextClassRef>urn:oasis:names:tc:SAML:2.0:ac:classes:X509</ns20:authContextClassRef>
  <ns20:subjectLocalityAddress>158.147.185.168</ns20:subjectLocalityAddress>
  <ns20:subjectLocalityDNSName>esmdg.cms.cmstest</ns20:subjectLocalityDNSName>
</ns20:samlAuthnStatement>
<ns20:samlAuthzDecisionStatement>
  <ns20:decision>Permit</ns20:decision>
</ns20:resource>https://localhost:8191/CONNECTAdapter/AdapterService/AdapterDocSubmissionDeferredResponseSecured</ns20:resource>
  <ns20:action>Execute</ns20:action>
  <ns20:evidence>
    <ns20:assertion>
      <ns20:id>40df7c0a-ff3e-4b26-baeb-f2910f6d0mc202</ns20:id>
      <ns20:issueInstant>2009-04-16T13:10:39.093Z</ns20:issueInstant>
      <ns20:version>2.0</ns20:version>
      <ns20:issuer>CN=SAML User,OU=Harris,O=HITS,L=Melbourne,ST=FL,C=US</ns20:issuer>
      <ns20:issuerFormat>urn:oasis:names:tc:SAML:1.1:nameid-format:X509SubjectName</ns20:issuerFormat>
      <ns20:conditions><ns20:notBefore>2009-04-16T13:10:39.093Z</ns20:notBefore>
        <ns20:notOnOrAfter>2009-12-31T12:00:00.000Z</ns20:notOnOrAfter>
      </ns20:conditions>
      <ns20:accessConsentPolicy>urn:oid:2.16.840.1.113883.13.34.110.3</ns20:accessConsentPolicy>
    </ns20:assertion>
  </ns20:evidence>
</ns20:samlAuthzDecisionStatement>
<ns20:samlSignature>
  <ns20:keyInfo>
    <ns20:rsaKeyValueModulus></ns20:rsaKeyValueModulus>
    <ns20:rsaKeyValueExponent></ns20:rsaKeyValueExponent>
  </ns20:keyInfo>
  <ns20:signatureValue></ns20:signatureValue>
</ns20:samlSignature>
<ns20:messageId>5a3d7012-029e-4559-9a55-49e3d80d0190</ns20:messageId>
</ns21:assertion>
<ns21:RegistryResponse requestId="esMD - Delivery To ECM" status="urn:oasis:names:tc:ebxml-
regrep:ResponseStatusType:Success">
  <ns7:ResponseSlotList>
    <ns8:Slot name="TransactionId">
      <ns8:ValueList>
        <ns8:Value>532</ns8:Value>
      </ns8:ValueList>
    </ns8:Slot>
  </ns7:ResponseSlotList>

```

```

        </ns8:ValueList></ns8:Slot>
        <ns8:Slot name="ClaimId">
          <ns8:ValueList>
            <ns8:Value>69777777</ns8:Value>
          </ns8:ValueList></ns8:Slot>
        <ns8:Slot name="CaselId">
          <ns8:ValueList>
            <ns8:Value>6000045</ns8:Value>
          </ns8:ValueList>
        </ns8:Slot>
        <ns8:Slot name="contentTypeCode">
          <ns8:ValueList>
            <ns8:Value>1</ns8:Value>
          </ns8:ValueList>
        </ns8:Slot>
      </ns7:ResponseSlotList>
    </ns21:RegistryResponse>
  </ns21:AdapterRegistryResponse>
</S:Body>
</S:Envelope>

```

9.3 Error Messages:

The error message below serves as a generic XDR error message example. Note the use of errorCode and codeContext below:

```

<?xml version='1.0' encoding='UTF-8'?>
<S:Envelope xmlns:S="http://www.w3.org/2003/05/soap-envelope">
  <S:Header>
    <To xmlns="http://www.w3.org/2005/08/addressing">
      >http://localhost:8080/CONNECTAdapter/AdapterComponentXDRResponse_Service</To>
    <Action xmlns="http://www.w3.org/2005/08/addressing">
      >urn:gov:hhs:fha:nhinc:adaptercomponentxdrresponse:XDRResponseInputMessage</Action>
    <ReplyTo xmlns="http://www.w3.org/2005/08/addressing">
      <Address>http://www.w3.org/2005/08/addressing/anonymous</Address>
    </ReplyTo>
    <MessageID xmlns="http://www.w3.org/2005/08/addressing">
      >5a3d7012-029e-4559-9a55-49e3d80d0190</MessageID>
  </S:Header>
  <S:Body>
    <ns21:AdapterRegistryResponse xmlns:ns2="http://schemas.xmlsoap.org/ws/2004/08/addressing"
      xmlns:ns3="http://www.w3.org/2005/08/addressing"
      xmlns:ns4="http://docs.oasis-open.org/wsn/b-2"
      xmlns:ns5="http://docs.oasis-open.org/wsrf/bf-2"
      xmlns:ns6="http://docs.oasis-open.org/wsn/t-1"
      xmlns:ns7="urn:oasis:names:tc:ebxml-regrep:xsd:rs:3.0"
      xmlns:ns8="urn:oasis:names:tc:ebxml-regrep:xsd:rsm:3.0"
      xmlns:ns9="urn:oasis:names:tc:ebxml-regrep:xsd:query:3.0"
      xmlns:ns10="urn:oasis:names:tc:ebxml-regrep:xsd:lcm:3.0"
      xmlns:ns11="http://www.hhs.gov/healthit/nhin" xmlns:ns12="urn:ihe:iti:xds-b:2007"
      xmlns:ns13="http://nhinc.services.com/schema/auditmessage"
      xmlns:ns14="http://www.hhs.gov/healthit/nhin/cdc"
      xmlns:ns15="urn:gov:hhs:fha:nhinc:common:subscriptionb2overrideforcdc"
      xmlns:ns16="urn:oasis:names:tc:xacml:2.0:policy:schema:os"
      xmlns:ns17="urn:oasis:names:tc:xacml:2.0:context:schema:os"
      xmlns:ns18="urn:oasis:names:tc:emergency:EDXL:DE:1.0"
      xmlns:ns19="urn:gov:hhs:fha:nhinc:common:subscriptionb2overridefordocuments"
      xmlns:ns20="urn:gov:hhs:fha:nhinc:common:nhinccommon"
      xmlns:ns21="urn:gov:hhs:fha:nhinc:common:nhinccommonadapter">
      <ns21:assertion>
        .....
      </ns21:assertion>
    <ns20:RegistryResponse requestId="esMD - Meta Data Validation and Persistence"
      status="urn:oasis:names:tc:ebxml-regrep:ResponseStatusType:Failure">
      <ns10:ResponseSlotList>
        <ns8:Slot name="esMDTransactionId">

```

```

    <ns8:ValueList>
      <ns8:Value>0</ns8:Value>
    </ns8:ValueList>
  </ns8:Slot>
  <ns8:Slot name="contentTypeCode">
    <ns8:ValueList>
      <ns8:Value>8</ns8:Value>
    </ns8:ValueList>
  </ns8:Slot>
</ns10:ResponseSlotList>
<ns10:RegistryErrorList highestSeverity="ERROR">
  <ns10:RegistryError severity="ERROR" errorCode="XDSRegistryMetadataError"
    codeContext="Error in Metadata – with specific field details."/>
</ns10:RegistryErrorList>
</ns20:RegistryResponse>
</ns21:AdapterRegistryResponse>
</S:Body>
</S:Envelope>

```

The table below gives the sample first notification response “error message content” that will be sent for different scenarios.

The error messages listed in the table below shall be sent in the First Notification Response.

Table 19: Sample “Error Message Content

S. No	Use Case	Scenario	First Notification Error Message
1	All	Combination of ContentType code, HealthcareFacilityType code, Format code and Class code is incorrect	<pre> <ns10:RegistryErrorList highestSeverity="ERROR"> <ns10:RegistryError severity="ERROR" errorCode="XDSRegistryMetadataError" codeContext="ESMD_315 - The combination of ContentType code, HealthcareFacilityType Code, Format Code and Class code is incorrect for this type of document submission. Please check the values of the codes and resubmit again." /> </ns10:RegistryErrorList> </pre>
2	All	Invalid ContentType code	<pre> <ns10:RegistryErrorList highestSeverity="ERROR"> <ns10:RegistryError severity="ERROR" errorCode="XDSRegistryMetadataError" codeContext="ESMD_316 - The ContentType code is incorrect. The submission is not accepted " /> </ns10:RegistryErrorList> </pre>
3	All	Duplicate Submission	<pre> <ns10:RegistryErrorList highestSeverity="ERROR"> <ns10:RegistryError severity="ERROR" errorCode="XDSDuplicateUniquelIdInRegistry" codeContext="ESMD_302 - Duplicate Claim document submission found, the Claim document submission was not accepted." /> </ns10:RegistryErrorList> </pre>
4	All	NPI is incorrect	<pre> <ns10:RegistryErrorList highestSeverity="ERROR"> <ns10:RegistryError severity="ERROR" errorCode="XDSRegistryMetadataError" codeContext="ESMD_312 - Either NPI length or data type is incorrect; the submission is not accepted." /> </ns10:RegistryErrorList> </ns20:RegistryResponse> </pre>
5	ADR, PWK	Claim ID composite format is incorrect	<pre> <ns10:RegistryErrorList highestSeverity="ERROR"> <ns10:RegistryError severity="ERROR" errorCode="XDSRegistryMetadataError" codeContext="ESMD_318 - The Claim ID was sent in the incorrect composite format. The correct format needs to be 'Claim ID ^^&RCOID&ISO'. Please check the format and resubmit again." /> </ns10:RegistryErrorList> </pre>
6	ADR, PWK	Case ID composite format is incorrect	<pre> <ns10:RegistryErrorList highestSeverity="ERROR"> <ns10:RegistryError severity="ERROR" errorCode="XDSRegistryMetadataError" codeContext="ESMD_319 - The Case ID was sent in the incorrect composite format. The correct format needs to be 'CaseID ^^&RCOID&ISO'. Please check the format and resubmit again." /> </ns10:RegistryErrorList> </pre>
7	ADR, PWK	Case ID is more than 32 characters in length	<pre> <ns10:RegistryErrorList highestSeverity="ERROR"> <ns10:RegistryError severity="ERROR" errorCode="XDSRegistryMetadataError" codeContext="ESMD_311 - Case ID is more than 32 characters; the submission is not accepted." /> </ns10:RegistryErrorList> </pre>

S. No	Use Case	Scenario	First Notification Error Message
8	PMD PA	Submission request contains Claim and Case ID tags	<pre> <ns10:RegistryErrorList highestSeverity="ERROR"> <ns10:RegistryError severity="ERROR" errorCode="XDSRegistryMetadataError" codeContext="ESMD_322 – PMD PA requests identified with a value of '8' for ContentType code do not have Case ID. Please either change the ContentType code or if it is a PMD PA request please resubmit again with no xml tag for Case ID."/> <ns10:RegistryError severity="ERROR" errorCode="XDSRegistryMetadataError" codeContext="ESMD_321 – PMD PA requests identified with a value of '8' for ContentType code do not have Claim ID. Please either change the ContentType code or if it is a PMD PA request please resubmit again with no xml tag for Claim ID." /> </ns10:RegistryErrorList> </pre>
9	All	Review Contractor does not accept a document submission	<pre> <ns10:RegistryErrorList highestSeverity="ERROR"> <ns10:RegistryError severity="ERROR" errorCode="XDSRegistryMetadataErrorXDSHOIdDoesNotMatch" codeContext="ESMD_317 - The Review Contractor to whom this submission was sent does not accept this particular document, identified by the ContentType code. Please change either the Review Contractor OID or the ContentType Code and submit again." /> </ns10:RegistryErrorList> </pre>
10	ADR, PWK	Claim ID for ADR and PWK does not match either the 13 numeric or 15 numeric or 17-23 varchar	<pre> <ns10:RegistryErrorList highestSeverity="ERROR"> <ns10:RegistryError severity="ERROR" errorCode="XDSRegistryMetadataError" codeContext="ESMD_320 - Either the length or type of the Claim ID is incorrect. The Claim ID needs to be either 13 numeric or 14 numeric or 15 numeric or 17-23 varchar. Please check the format or length and resubmit again" /> </ns10:RegistryErrorList> </pre>
11	ADR	For submissions to PERM review contractor a value for esMDClaimId was sent or the PERM ID value which was sent in the esMDCaseld tag is not 11 alphanumeric characters	<pre> <ns10:RegistryErrorList highestSeverity="ERROR"> <ns10:RegistryError severity="ERROR" errorCode="XDSRegistryMetadataError" codeContext="ESMD_323 - For submissions to PERM, the esMDClaimId value needs to be blank and the esMDCaseld value needs to be the PERM Id which is 11 alphanumeric characters long. Please check the values and submit again" /> </ns10:RegistryErrorList> </pre>
12	ADR, PWK, PMD PA	XDR submission request sent by the HIH could not be processed by the esMD Gateway because of system issues	<pre> <ns10:RegistryErrorList highestSeverity="ERROR"> <ns10:RegistryError severity="ERROR" errorCode="XDSRegistryMetadataError" codeContext="ESMD_000 - There was an error processing your request at this time by the esMD Data Application, please retry again. If you get the same error please notify the esMD Help Desk." /> </ns10:RegistryErrorList> </pre>
			<pre> <ns10:RegistryErrorList highestSeverity="ERROR"> <ns10:RegistryError severity="ERROR" errorCode="XDSRegistryMetadataError" codeContext="ESMD_203 - There was an error validating the HIH/RC </pre>

S. No	Use Case	Scenario	First Notification Error Message
			<p><i>OID because of system issues, please retry again. If you get the same error please notify the esMD Help Desk."</i></p> <p><i></ns10:RegistryErrorList></i></p> <p><i><ns10:RegistryErrorList highestSeverity="ERROR"></i></p> <p><i><ns10:RegistryError severity="ERROR"</i></p> <p><i>errorCode="XDSRegistryMetadataError"</i></p> <p><i>codeContext="ESMD_313- There was an error validating the submission metadata because of system issues, please retry again. If you get the same error please notify the esMD Help Desk."</i></p> <p><i></ns10:RegistryErrorList></i></p>
13.	ADR, PWK, PMD PA	XDR submission request sent by the HIH gateway cannot be processed by the esMD Gateway since the payload size is more than 19 MB in size.	<p><i><ns3:RegistryErrorList></i></p> <p><i><ns3:RegistryError errorCode="XDSRegistryOutOfResources"</i></p> <p><i>codeContext="ESMD_324-The submission is not accepted since the esMD Gateway cannot process requests with total payload size of more than 19MB. Please make sure that the total size of the PDF/s is 14 MB or less so that after encoding the final size of the payload in the submission request shall be equal to or less than 19MB."</i></p> <p><i></ns3:RegistryErrorList></i></p>

9.4 Information Contained in Response Message

HIHs should look for the following information in the response message: Message ID, Unique ID, Request ID, Status, and Response Slots.

9.4.1 Message ID (Correlated with request MessageID)

To correlate the Request MessageID with the response message, the message ID will be copied back to the response message.

Example:

```
<S:Header>
.....
<MessageID xmlns="http://www.w3.org/2005/08/addressing">5a3d7012-029e-4559-9a55-49e3d80d0190</MessageID>
</S:Header>
```

9.4.2 Unique ID (Correlated with request Unique ID)

To correlate the request Unique ID with the response, the Request Unique ID will be copied back to response message under Assertion.ID.

Example:

```
<ns20:assertion>
<ns20:id>40df7c0a-ff3e-4b26-baeb-f2910f6d0mc202</ns20:id>
```

9.4.3 RequestID

The RequestID explains the type of response Type. The following table lists the possible request types:

Table 20: Possible Request Types

S. No.	Request Type String	Request Type in Response Messages
1	esMD - HIH and Review Contractor OID Authorization esMD - RC OID and ContentType Code Cross Validation	First Notification Response
2	esMD - Document Submission Generic Validation	
3	esMD - Meta Data Validation and Persistence	
4	esMD - Delivery To ECM	
5	esMD - Review Contractor picks up the documents from ECM	Second Notification Response
6	esMD – Payload Virus Scan: Future Release	Third Notification Response: Future Release

Example:

```
<ns21:RegistryResponse requestId="esMD - Delivery To ECM" status="urn:oasis:names:tc:ebxml-regrep:ResponseStatusType:Success">
```

9.4.4 Status

Describes the status of the message:

- A. urn:oasis:names:tc:ebxml-regrep:ResponseStatusType:Success
- B. urn:oasis:names:tc:ebxml-regrep:ResponseStatusType:Warning
- C. urn:oasis:names:tc:ebxml-regrep:ResponseStatusType:Error

Example:

```
<ns21:RegistryResponse requestId="esMD - Delivery To ECM" status="urn:oasis:names:tc:ebxml-regrep:ResponseStatusType:Success">
```

Note: In addition to the statuses listed above, esMD is also using,

- urn:oasis:names:tc:ebxml-regrep:ResponseStatusType:Failure.

In the future, both Error and Failure strings will be merged and only the 'Error' string shall be used.

9.4.5 Response Slots

The esMD specific response slots will have esMD transaction information. The information in the slots is related to the following:

- D. TransactionId;
- E. Caseld;
- F. ClaimId; and
- G. ContentType Code.

Example:

```
<ns7:ResponseSlotList>
  <ns8:Slot name="TransactionId">
    <ns8:ValueList>
      <ns8:Value>532</ns8:Value>
    </ns8:ValueList></ns8:Slot>
  <ns8:Slot name="ClaimId">
    <ns8:ValueList>
      <ns8:Value>69777777</ns8:Value>
    </ns8:ValueList></ns8:Slot>
  <ns8:Slot name="Caseld">
```

```
<ns8:ValueList>
  <ns8:Value>6000045</ns8:Value>
</ns8:ValueList>
</ns8:Slot>

<ns8:Slot name="contentTypeCode">
  <ns8:ValueList>
    <ns8:Value>1</ns8:Value>
  </ns8:ValueList>
</ns8:Slot>
</ns7:ResponseSlotList>
```

10 PMD PA OUTBOUND (DME MACs to HIHs)

10.1 Overview

Since January 2013, the esMD Gateway is accepting Power Mobility Device Prior Authorization Requests (PMD PARs) from the HIHs. The recipients of these requests are the Durable Medical Equipment (DME) MACs as mentioned in Table 7 of the Implementation Guide. These submission requests are identified with a value of '8' for the Content Type Code, which is a submission set metadata element in the XDR submission request sent by the HIHs.

From Release 2.0 of esMD, which is scheduled to go live in June of 2013, the DME MACs shall get the ability to respond electronically to the PMD PARs. These outbound responses shall be called PMD PA review results responses. It is important to note that the DME MACs shall be able to send outbound PMD PA review results responses using esMD for only those PMD PARs, which were sent by the HIHs using inbound esMD. In addition, using outbound esMD, DME MACs shall be able to send only one valid outbound PMD PA review results response for a PMD PAR (i.e., one response per one request).

10.2 The PMD PA Review Results Response Layout

The PMD PA review results responses sent by the DME MACs shall be structured, in XML format, and will be composed of the following data elements as mentioned in the table below.

Table 21: PMD PA Review Results Response Data Elements

S. No	Data Element Name	Format	Length	Req'd	Values	Field Description
1	Content Type Code	Numeric	2	Yes	8	The value of this code indicates line of business. For example, value of '8' indicates PMD PA request. Content Type code is sent by the HIHs in the submission request and is passed all the way to the DME MACs. The DME MACs shall send this code back in the PMD PA review results response message.
2	TransactionID	Numeric	10	Yes	Assigned by Gateway	TransactionID is generated by the esMD Gateway when a PMD PA request is received

S. No	Data Element Name	Format	Length	Req'd	Values	Field Description
						from the HIH Gateway. The TransactionID is sent to the DME MACs. The DMACs shall send the TransactionID back in the PMD PA review results response message.
3	PMD Decision Indicator	Char	1	Yes	Either of the three possible values: A, N or R	The value of this data element shall indicate whether a PMD PA request has been Affirmed (A), Non affirmed (N), or Rejected (R)
4	Unique Tracking Number (UTN)	String	64	Situational	Assigned by DME MAC	A unique tracking number assigned by the DME MACs. This number is used by the provider/DME supplier to file a claim with CMS.
5	PMD Reason Identifier (DEN Code)	String	12	Situational	example: PMD1A	A coded value to indicate which coverage criterion or documentation requirements were not met by the Provider/DME Supplier

10.3 Rules about Situational Data Elements in the PMD PA Review Results Response

As mentioned in section above, few data elements in the PMD PA review results response are situational. Based on the value of the PMD Decision Indicator, the values of Unique Tracking Number (UTN) and PMD Reason Identifiers shall be governed. The table below elaborates this further.

Table 22: Situational Data Element Rules for PMD PA

S. No	Rule
1.	Affirmed (A) PMD PA review results responses shall have a Unique Tracking Number (UTN) assigned by the DME MACs
2.	Affirmed (A) PMD PA review results responses shall not contain PMD Reason Identifier(s)
3.	Non affirmed (N) PMD PA review results responses shall have a Unique Tracking Number (UTN) provided by the DME MACs
4.	Non affirmed (N) PMD PA review results responses shall have PMD Reason Identifier(s)
5.	Rejected (R) PMD PA review results responses shall not have a Unique Tracking Number (UTN)
6.	Rejected (R) PMD PA review results responses shall have PMD Reason Identifier(s).

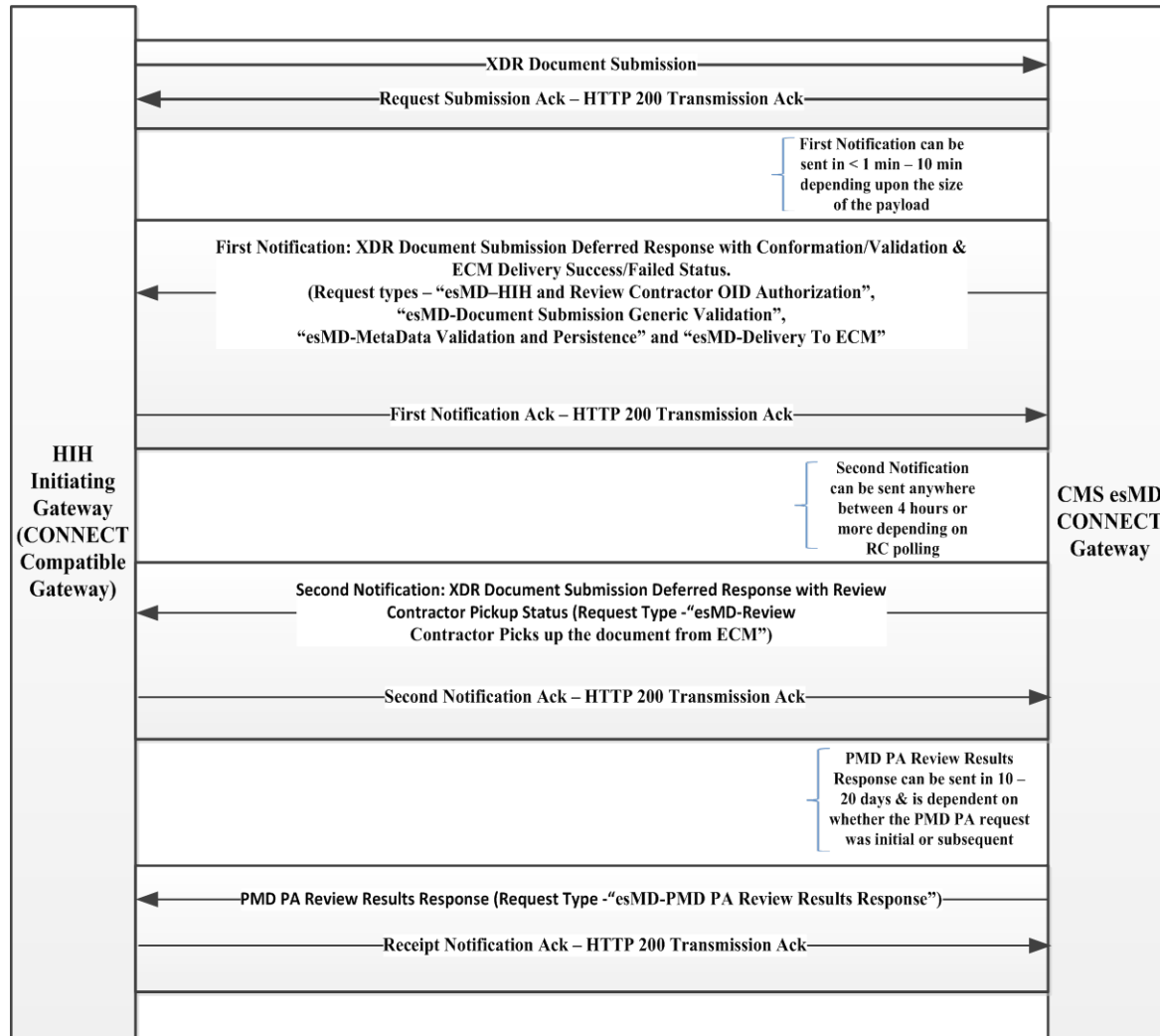
10.4 Note on PMD Reason Identifier (DEN Code)

In one Non affirmed (N) or Rejected (R) PMD PA review results response, the DME MACs can send more than one PMD Reason Identifier (DEN Code). It is possible for the DME MACs to send a maximum of up to 50 PMD Reason Identifiers in a single Non affirmed or Rejected PMD PA review results response.

Refer to the section “PMD PA Reason Statements & Identifiers” in Appendix G for further information.

10.5 Status and Notification Messages for PMD PA

Figure 5: Outbound Response Notification



In the figure above, the very last response refers to the outbound (i.e. from esMD Gateway to HIIH) PMD PA Review Results Response and is the new functionality for esMD Release 2.0.

Note: the First and Second Notifications depicted in the above figure are existing notifications sent in response to inbound submissions to the esMD Gateway from the HIIHs. Please refer to Sections 8 and 9 of the Implementation Guide for more information on these existing notifications.

10.6 Information Contained in the PMD PA Review Results Response

HIHs should look for the following information in the response message: Message ID, Unique ID, Request ID, Status, and Response Slots.

10.6.1 Message ID (Shall be correlated with PMD PA request Message ID)

To correlate the PMD PA review results response with the PMD PA request sent by the HIHs, the Message ID sent by the HIHs in the PMD PA request shall be copied back in the response message. The MessageID is highlighted in the example below.

```
<ns20:assertion>
```

```
-----
-----
<ns19:samlAuthnStatement>
  <ns19:authInstant>2009-04-16T13:15:39Z</ns19:authInstant>
  <ns19:sessionIndex>987</ns19:sessionIndex>
  <ns19:authContextClassRef>urn:oasis:names:tc:SAML:2.0:ac:classes:X509</ns19:authContextClassRef>
  <ns19:subjectLocalityAddress>158.147.185.168</ns19:subjectLocalityAddress>
  <ns19:subjectLocalityDNSName>esmdg.cms.cmstest</ns19:subjectLocalityDNSName>
</ns19:samlAuthnStatement>
<ns19:samlAuthzDecisionStatement>
  <ns19:decision>Permit</ns19:decision>
  <ns19:resource>https://158.147.185.168:8181/SamlReceiveService/SamlProcessWS</ns19:resource>
  <ns19:action>TestSaml</ns19:action>
  <ns19:evidence>
    <ns19:assertion>
      <ns19:id>esmdQSSI_NM_04042013_ADMC_11</ns19:id>
      <ns19:issueInstant>2009-04-16T13:10:39.093Z</ns19:issueInstant>
      <ns19:version>2.0</ns19:version>
      <ns19:issuer>CN=SAML
        User,OU=Harris,O=HITS,L=Melbourne,ST=FL,C=US</ns19:issuer>
      <ns19:issuerFormat>urn:oasis:names:tc:SAML:1.1:nameid-format:X509SubjectName</ns19:issuerFormat>
      <ns19:conditions>
        <ns19:notBefore>2009-04-16T13:10:39.093Z</ns19:notBefore>
        <ns19:notOnOrAfter>2009-12-31T12:00:00.000Z</ns19:notOnOrAfter>
      </ns19:conditions>
      <ns19:accessConsentPolicy>urn:oid:2.16.840.1.113883.13.34.110.3</ns19:accessConsentPolicy>
      <ns19:instanceAccessConsentPolicy>urn:oid:2.16.840.1.113883.13.34.110.3</ns19:instanceAccessConsentPolicy>
    </ns19:assertion>
  </ns19:evidence>
</ns19:samlAuthzDecisionStatement>
<ns19:messageId>uuid:4e0903af-4145-42b1-a06b-45381786bf1c</ns19:messageId>
</ns20:assertion>
```

10.6.2 Unique ID (Shall be correlated with PMD PA request Unique ID)

To correlate the PMD PA review results response with the PMD PA request sent by the HIHs, the UniqueID sent by the HIHs in the PMD PA request shall be copied back in the response message. The UniqueID is highlighted in the example below.

```
<urn1:samlAuthzDecisionStatement>
  -----
  <urn1:evidence>
    <urn1:assertion>
      <urn1:id>40df7c0a-ff3e-4b26-baeb-f2910f6d05a9testmsgid652012</urn1:id>
    </urn1:assertion>
  </urn1:evidence>
</urn1:samlAuthzDecisionStatement>
```

10.6.3 RequestID

The RequestID explains the type of response Type. The following table lists the request type string that shall be used for PMD PA outbound.

Table 23: PMD PA Outbound Request Type

S. No.	Request Type String	Request Type in Response Messages
1	"esMD-PMD PA Review Results Response"	PMD PA Review Results Response

```
<ns20:RegistryResponse
  requestId="esMD-PMD PA Review Results Response"
  status="urn:oasis:names:tc:ebxml-regrep:ResponseStatusType:Success">
  <ns10:ResponseSlotList>
    ---
    ---
  </ns10:ResponseSlotList>
</ns20:RegistryResponse>
```

10.6.4 Response Slots

The PMD PA review results response specific slots shall have the response specific information. The following shall be the slots:

1. esMDTransactionId
2. contentTypeCode
3. uniqueTrackingNumber
4. PMDDecisionIndicator
5. PMDReasonIdentifierDtIs

PMDReasonIdentifierDtIs is a list of objects and shall have the PMD Reason Identifier as a child element.

```
<ns5:Slot name="PMDReasonIdentifierDtIs">
  <ns5:ValueList>
    <ns5:Value>PMD1Z</ns5:Value>
  </ns5:ValueList>
</ns5:Slot>
<ns5:Slot name="PMDReasonIdentifierDtIs">
  <ns5:ValueList>
    <ns5:Value>PMD2Z</ns5:Value>
  </ns5:ValueList>
</ns5:Slot>
```

In the above example the complex data type "PMDReasonIdentifierDtIs" has one child slots:

- The value of the first slot shall carry the PMD Reason Identifier (DEN Code). In the example it is: PMD1Z and PMD2Z.

It is important to note that based on the rules mentioned in Section 10.3, the values of situational data elements shall be governed. If a situational value is not present, the xml tag carrying it will not be present in the PMD PA review results response sent by the esMD Gateway to the HIH.

10.6.5 Sample Outbound PMD PA Review Results Response

A. Affirmed PMD PA Review Results Response

The complete outbound PMD PA review results response is shown below:

```
<S:Envelope xmlns:S="http://www.w3.org/2003/05/soap-envelope">
  <S:Body>
    <ns17:RespondingGateway_ProvideAndRegisterDocumentSetResponseRequest
      xmlns:ns2="http://docs.oasis-open.org/wsrf/bf-2"
      xmlns:ns3="http://www.w3.org/2005/08/addressing"
      xmlns:ns4="http://docs.oasis-open.org/wsn/b-2"
      xmlns:ns5="urn:oasis:names:tc:ebxml-regrep:xsd:rim:3.0"
      xmlns:ns6="urn:oasis:names:tc:ebxml-regrep:xsd:rs:3.0"
      xmlns:ns7="http://www.hhs.gov/healthit/nhin"
      xmlns:ns8="urn:oasis:names:tc:ebxml-regrep:xsd:query:3.0"
      xmlns:ns9="urn:oasis:names:tc:ebxml-regrep:xsd:lcm:3.0"
      xmlns:ns10="http://docs.oasis-open.org/wsn/t-1"
      xmlns:ns11="http://www.hhs.gov/healthit/nhin/cdc"
      xmlns:ns12="urn:gov:hhs:fha:nhinc:common:subscriptionb2overrideforcdc"
      xmlns:ns13="urn:oasis:names:tc:emergency:EDXL:DE:1.0"
      xmlns:ns14="urn:the:iti:xds-b:2007"
      xmlns:ns15="urn:gov:hhs:fha:nhinc:common:subscriptionb2overridefordocuments"
      xmlns:ns16="urn:gov:hhs:fha:nhinc:common:nhinccommon"
      xmlns:ns17="urn:gov:hhs:fha:nhinc:common:nhinccommonentity"
      xmlns:ns18="http://nhinc.services.com/schema/auditmessage"
      xmlns:ns19="http://schemas.xmlsoap.org/ws/2004/08/addressing"
      xmlns:ns20="urn:gov:hhs:fha:nhinc:common:subscription">
      <ns17:assertion>
        <ns16:address>
          <ns16:addressType>
            <ns16:code>AddrCodeSyst</ns16:code>
            <ns16:codeSystem>AddrCodeSyst</ns16:codeSystem>
            <ns16:codeSystemName>AddrCodeSystName</ns16:codeSystemName>
            <ns16:codeSystemVersion>1.0</ns16:codeSystemVersion>
            <ns16:displayName>AddrCode</ns16:displayName>
            <ns16:originalText>AddrCode</ns16:originalText>
          </ns16:addressType>
          <ns16:city>Baltimore</ns16:city>
          <ns16:country>USA</ns16:country>
          <ns16:state>MD</ns16:state>
          <ns16:streetAddress>7100 Secuirty blvd</ns16:streetAddress>
          <ns16:zipCode>21244</ns16:zipCode>
        </ns16:address>
        <ns16:dateOfBirth>03/10/2011 05:21:00</ns16:dateOfBirth>
        <ns16:explanationNonClaimantSignature>Electronic</ns16:explanationNonClaimantSignature>
        <ns16:haveSecondWitnessSignature>>false</ns16:haveSecondWitnessSignature>
        <ns16:haveSignature>>false</ns16:haveSignature>
        <ns16:haveWitnessSignature>>false</ns16:haveWitnessSignature>
        <ns16:homeCommunity>
          <ns16:description>QSSI esMD Dev Gateway in Columbia, MD</ns16:description>
          <ns16:homeCommunityId>123.456.657.123</ns16:homeCommunityId>
          <ns16:name>QSSI esMD Local Dev Gateway</ns16:name>
        </ns16:homeCommunity>
        <ns16:personName>
          <ns16:familyName>CMS Family Name - na</ns16:familyName>
          <ns16:givenName>CMS Given Name - na</ns16:givenName>
          <ns16:nameType>
            <ns16:code>nameCodeSyst</ns16:code>
            <ns16:codeSystem>nameCodeSyst</ns16:codeSystem>
            <ns16:codeSystemName>nameCodeSystName</ns16:codeSystemName>
            <ns16:codeSystemVersion>1.0</ns16:codeSystemVersion>
            <ns16:displayName>nameCode</ns16:displayName>
            <ns16:originalText>nameCode</ns16:originalText>
          </ns16:nameType>
          <ns16:secondNameOrInitials>C</ns16:secondNameOrInitials>
          <ns16:fullName>CMS Given Name. C. Family Name - na</ns16:fullName>
        </ns16:personName>
        <ns16:phoneNumber>
          <ns16:areaCode>410</ns16:areaCode>
          <ns16:countryCode>1</ns16:countryCode>
          <ns16:extension>1234</ns16:extension>
        </ns16:phoneNumber>
      </ns17:assertion>
    </ns17:RespondingGateway_ProvideAndRegisterDocumentSetResponseRequest>
  </S:Body>
</S:Envelope>
```

```

<ns16:localNumber>567-8901</ns16:localNumber>
<ns16:phoneNumberType>
  <ns16:code>phoneCodeSyst</ns16:code>
  <ns16:codeSystem>phoneCodeSyst</ns16:codeSystem>
  <ns16:codeSystemName>phoneCodeSystName</ns16:codeSystemName>
  <ns16:codeSystemVersion>1.0</ns16:codeSystemVersion>
  <ns16:displayName>phoneCode</ns16:displayName>
  <ns16:originalText>phoneCode</ns16:originalText>
</ns16:phoneNumberType>
</ns16:phoneNumber>
<ns16:secondWitnessAddress>
  <ns16:addressType>
    <ns16:code>AddrCodeSyst</ns16:code>
    <ns16:codeSystem>AddrCodeSyst</ns16:codeSystem>
    <ns16:codeSystemName>AddrCodeSystName</ns16:codeSystemName>
    <ns16:codeSystemVersion>1.0</ns16:codeSystemVersion>
    <ns16:displayName>AddrCode</ns16:displayName>
    <ns16:originalText>AddrCode</ns16:originalText>
  </ns16:addressType>
  <ns16:city>Baltimore</ns16:city>
  <ns16:country>USA</ns16:country>
  <ns16:state>MD</ns16:state>
  <ns16:streetAddress>7100 Secuirty blvd</ns16:streetAddress>
  <ns16:zipCode>21244</ns16:zipCode>
</ns16:secondWitnessAddress>
<ns16:secondWitnessName>
  <ns16:familyName>CMS Family Name - na</ns16:familyName>
  <ns16:givenName>CMS Given Name - na</ns16:givenName>
  <ns16:nameType>
    <ns16:code>nameCodeSyst</ns16:code>
    <ns16:codeSystem>nameCodeSyst</ns16:codeSystem>
    <ns16:codeSystemName>nameCodeSystName</ns16:codeSystemName>
    <ns16:codeSystemVersion>1.0</ns16:codeSystemVersion>
    <ns16:displayName>nameCode</ns16:displayName>
    <ns16:originalText>nameCode</ns16:originalText>
  </ns16:nameType>
  <ns16:secondNameOrInitials>C</ns16:secondNameOrInitials>
  <ns16:fullName>CMS Given Name. C. Family Name - na</ns16:fullName>
</ns16:secondWitnessName>
<ns16:secondWitnessPhone>
  <ns16:areaCode>410</ns16:areaCode>
  <ns16:countryCode>1</ns16:countryCode>
  <ns16:extension>1234</ns16:extension>
  <ns16:localNumber>567-8901</ns16:localNumber>
  <ns16:phoneNumberType>
    <ns16:code>phoneCodeSyst</ns16:code>
    <ns16:codeSystem>phoneCodeSyst</ns16:codeSystem>
    <ns16:codeSystemName>phoneCodeSystName</ns16:codeSystemName>
    <ns16:codeSystemVersion>1.0</ns16:codeSystemVersion>
    <ns16:displayName>phoneCode</ns16:displayName>
    <ns16:originalText>phoneCode</ns16:originalText>
  </ns16:phoneNumberType>
</ns16:secondWitnessPhone>
<ns16:SSN>111-22-3333</ns16:SSN>
<ns16:witnessAddress>
  <ns16:addressType>
    <ns16:code>AddrCodeSyst</ns16:code>
    <ns16:codeSystem>AddrCodeSyst</ns16:codeSystem>
    <ns16:codeSystemName>AddrCodeSystName</ns16:codeSystemName>
    <ns16:codeSystemVersion>1.0</ns16:codeSystemVersion>
    <ns16:displayName>AddrCode</ns16:displayName>
    <ns16:originalText>AddrCode</ns16:originalText>
  </ns16:addressType>
  <ns16:city>Baltimore</ns16:city>
  <ns16:country>USA</ns16:country>
  <ns16:state>MD</ns16:state>

```

```

<ns16:streetAddress>7100 Secuirty blvd</ns16:streetAddress>
<ns16:zipCode>21244</ns16:zipCode>
</ns16:witnessAddress>
<ns16:witnessName>
  <ns16:familyName>CMS Family Name - na</ns16:familyName>
  <ns16:givenName>CMS Given Name - na</ns16:givenName>
  <ns16:nameType>
    <ns16:code>nameCodeSyst</ns16:code>
    <ns16:codeSystem>nameCodeSyst</ns16:codeSystem>
    <ns16:codeSystemName>nameCodeSystName</ns16:codeSystemName>
    <ns16:codeSystemVersion>1.0</ns16:codeSystemVersion>
    <ns16:displayName>nameCode</ns16:displayName>
    <ns16:originalText>nameCode</ns16:originalText>
  </ns16:nameType>
  <ns16:secondNameOrInitials>C</ns16:secondNameOrInitials>
  <ns16:fullName>CMS Given Name. C. Family Name - na</ns16:fullName>
</ns16:witnessName>
<ns16:witnessPhone>
  <ns16:areaCode>410</ns16:areaCode>
  <ns16:countryCode>1</ns16:countryCode>
  <ns16:extension>1234</ns16:extension>
  <ns16:localNumber>567-8901</ns16:localNumber>
  <ns16:phoneNumberType>
    <ns16:code>phoneCodeSyst</ns16:code>
    <ns16:codeSystem>phoneCodeSyst</ns16:codeSystem>
    <ns16:codeSystemName>phoneCodeSystName</ns16:codeSystemName>
    <ns16:codeSystemVersion>1.0</ns16:codeSystemVersion>
    <ns16:displayName>phoneCode</ns16:displayName>
    <ns16:originalText>phoneCode</ns16:originalText>
  </ns16:phoneNumberType>
</ns16:witnessPhone>
<ns16:userInfo>
  <ns16:personName>
    <ns16:familyName>CMS Faimily Name - na</ns16:familyName>
    <ns16:givenName>CMS Given Name - na</ns16:givenName>
    <ns16:nameType>
      <ns16:code>nameCodeSyst</ns16:code>
      <ns16:codeSystem>nameCodeSyst</ns16:codeSystem>
      <ns16:codeSystemName>nameCodeSystName</ns16:codeSystemName>
      <ns16:codeSystemVersion>1.0</ns16:codeSystemVersion>
      <ns16:displayName>nameCode</ns16:displayName>
      <ns16:originalText>nameCode</ns16:originalText>
    </ns16:nameType>
    <ns16:secondNameOrInitials>C</ns16:secondNameOrInitials>
    <ns16:fullName>CMS User Given Name. C. Family Name - na</ns16:fullName>
  </ns16:personName>
  <ns16:userName>abcd</ns16:userName>
</ns16:org>
  <ns16:description>QSSI esMD Dev Gateway in Columbia, MD</ns16:description>
  <ns16:homeCommunityId>123.456.657.123</ns16:homeCommunityId>
  <ns16:name>QSSI esMD Local Dev Gateway</ns16:name>
</ns16:org>
<ns16:roleCoded>
  <ns16:code>2.16.840.1.113883.6.96</ns16:code>
  <ns16:codeSystem>2.16.840.1.113883.6.96</ns16:codeSystem>
  <ns16:codeSystemName>SNOMED_CT</ns16:codeSystemName>
  <ns16:codeSystemVersion>1.0</ns16:codeSystemVersion>
  <ns16:displayName>Claim Processing</ns16:displayName>
  <ns16:originalText/>
</ns16:roleCoded>
</ns16:userInfo>
<ns16:authorized>true</ns16:authorized>
<ns16:purposeOfDisclosureCoded>
  <ns16:code>2.16.840.1.113883.3.18.7.1</ns16:code>
  <ns16:codeSystem>2.16.840.1.113883.3.18.7.1</ns16:codeSystem>
  <ns16:codeSystemName>nhin-purpose</ns16:codeSystemName>

```

```

<ns16:codeSystemVersion>1.0</ns16:codeSystemVersion>
<ns16:displayName>Use or disclosure of Psychotherapy Notes</ns16:displayName>
<ns16:originalText>Use or disclosure of Psychotherapy Notes</ns16:originalText>
</ns16:purposeOfDisclosureCoded>
<ns16:samlAuthnStatement>
  <ns16:authInstant>2009-04-16T13:15:39Z</ns16:authInstant>
  <ns16:sessionIndex>987</ns16:sessionIndex>
  <ns16:authContextClassRef>urn:oasis:names:tc:SAML:2.0:ac:classes:X509</ns16:authContextClassRef>
  <ns16:subjectLocalityAddress>158.147.185.168</ns16:subjectLocalityAddress>
  <ns16:subjectLocalityDNSName>esmdg.cms.cmstest</ns16:subjectLocalityDNSName>
</ns16:samlAuthnStatement>
<ns16:samlAuthzDecisionStatement>
  <ns16:decision>Permit</ns16:decision>
  <ns16:resource>https://158.147.185.168:8181/SamlReceiveService/SamlProcessWS</ns16:resource>
  <ns16:action>TestSaml</ns16:action>
  <ns16:evidence>
    <ns16:assertion>
      <ns16:id>40df7c0a-ff3e-4b26-baeb-f2910f6d05a9testmsgid652012</ns16:id>
      <ns16:issueInstant>2009-04-16T13:10:39.093Z</ns16:issueInstant>
      <ns16:version>2.0</ns16:version>
      <ns16:issuer>CN=SAML
        User,OU=Harris,O=HITS,L=Melbourne,ST=FL,C=US</ns16:issuer>
      <ns16:issuerFormat>urn:oasis:names:tc:SAML:1.1:nameid-format:X509SubjectName</ns16:issuerFormat>
      <ns16:conditions>
        <ns16:notBefore>2009-04-16T13:10:39.093Z</ns16:notBefore>
        <ns16:notOnOrAfter>2009-12-31T12:00:00.000Z</ns16:notOnOrAfter>
      </ns16:conditions>
      <ns16:accessConsentPolicy>urn:oid:2.16.840.1.113883.13.34.110.3</ns16:accessConsentPolicy>
      <ns16:instanceAccessConsentPolicy>urn:oid:2.16.840.1.113883.13.34.110.3</ns16:instanceAccessConsentPolicy>
    </ns16:assertion>
  </ns16:evidence>
</ns16:samlAuthzDecisionStatement>
<ns16:messageId>uuid:4e0903af-4145-42b1-a06b-45381786bf1c</ns16:messageId>
</ns17:assertion>
<ns17:nhinTargetCommunities>
  <ns16:nhinTargetCommunity>
    <ns16:homeCommunity>
      <ns16:description>CMS esMD Gateway</ns16:description>
      <ns16:homeCommunityId>123.456.657.130</ns16:homeCommunityId>
      <ns16:name>CMS esMD Gateway</ns16:name>
    </ns16:homeCommunity>
  </ns16:nhinTargetCommunity>
</ns17:nhinTargetCommunities>
<ns17:RegistryResponse requestId="esMD-PMD PA Review Results Response"
  status="urn:oasis:names:tc:ebxml-regrep:ResponseStatusType:Success">
  <ns6:ResponseSlotList>
    <ns5:Slot name="esMDTransactionId">
      <ns5:ValueList>
        <ns5:Value>12812678</ns5:Value>
      </ns5:ValueList>
    </ns5:Slot>
    <ns5:Slot name="contentTypeCode">
      <ns5:ValueList>
        <ns5:Value>8</ns5:Value>
      </ns5:ValueList>
    </ns5:Slot>
    <ns5:Slot name="uniqueTrackingNumber">
      <ns5:ValueList>
        <ns5:Value>R4567</ns5:Value>
      </ns5:ValueList>
    </ns5:Slot>
    <ns5:Slot name="PMDDecisionIndicator">
      <ns5:ValueList>
        <ns5:Value>A</ns5:Value>
      </ns5:ValueList>
    </ns5:Slot>
  </ns6:ResponseSlotList>
</ns17:RegistryResponse>

```



```

</ns6:ResponseSlotList>
</ns17:RegistryResponse>
</ns17:RespondingGateway_ProvideAndRegisterDocumentSetResponseRequest>
</S:Body>
</S:Envelope>

```

B. Non Affirmed PMD PA Review Results Response

Only an excerpt of the outbound PMD PA review results response is shown below:

```

<S:Envelope xmlns:S="http://www.w3.org/2003/05/soap-envelope">
  <S:Body>
    <ns17:RespondingGateway_ProvideAndRegisterDocumentSetResponseRequest
      xmlns:ns2="http://docs.oasis-open.org/wst/bf-2"
      xmlns:ns3="http://www.w3.org/2005/08/addressing"
      xmlns:ns4="http://docs.oasis-open.org/wsn/b-2"
      xmlns:ns5="urn:oasis:names:tc:ebxml-regrep:xsd:rim:3.0"
      xmlns:ns6="urn:oasis:names:tc:ebxml-regrep:xsd:rs:3.0"
      xmlns:ns7="http://www.hhs.gov/healthit/nhin"
      xmlns:ns8="urn:oasis:names:tc:ebxml-regrep:xsd:query:3.0"
      xmlns:ns9="urn:oasis:names:tc:ebxml-regrep:xsd:lcm:3.0"
      xmlns:ns10="http://docs.oasis-open.org/wsn/t-1"
      xmlns:ns11="http://www.hhs.gov/healthit/nhin/cdc"
      xmlns:ns12="urn:gov:hhs:fha:nhinc:common:subscriptionb2overrideforcde"
      xmlns:ns13="urn:oasis:names:tc:emergency:EDXL:DE:1.0"
      xmlns:ns14="urn:ihe:iti:xds-b:2007"
      xmlns:ns15="urn:gov:hhs:fha:nhinc:common:subscriptionb2overridefordocuments"
      xmlns:ns16="urn:gov:hhs:fha:nhinc:common:nhinccommon"
      xmlns:ns17="urn:gov:hhs:fha:nhinc:common:nhinccommonentity"
      xmlns:ns18="http://nhinc.services.com/schema/auditmessage"
      xmlns:ns19="http://schemas.xmlsoap.org/ws/2004/08/addressing"
      xmlns:ns20="urn:gov:hhs:fha:nhinc:common:subscription">
      <ns17:assertion>
        .
        .
        .
        .
        <ns16:samlAuthzDecisionStatement>
          <ns16:decision>Permit</ns16:decision>
          <ns16:resource>https://158.147.185.168:8181/SamlReceiveService/SamlProcessWS</ns16:resource>
          <ns16:action>TestSaml</ns16:action>
          <ns16:evidence>
            <ns16:assertion>
              <ns16:id>40df7c0a-ff3e-4b26-baeb-f2910f6d05a9testmsgid652012</ns16:id>
              <ns16:issueInstant>2009-04-16T13:10:39.093Z</ns16:issueInstant>
              <ns16:version>2.0</ns16:version>
              <ns16:issuer>CN=SAML
                User,OU=Harris,O=HITS,L=Melbourne,ST=FL,C=US</ns16:issuer>
              <ns16:issuerFormat>urn:oasis:names:tc:SAML:1.1:nameid-format:X509SubjectName</ns16:issuerFormat>
              <ns16:conditions>
                <ns16:notBefore>2009-04-16T13:10:39.093Z</ns16:notBefore>
                <ns16:notOnOrAfter>2009-12-31T12:00:00.000Z</ns16:notOnOrAfter>
              </ns16:conditions>
              <ns16:accessConsentPolicy>urn:oid:2.16.840.1.113883.13.34.110.3</ns16:accessConsentPolicy>
              <ns16:instanceAccessConsentPolicy>urn:oid:2.16.840.1.113883.13.34.110.3</ns16:instanceAccessConsentPolicy>
            </ns16:assertion>
          </ns16:evidence>
        </ns16:samlAuthzDecisionStatement>
        <ns16:messageId>uuid:4e0903af-4145-42b1-a06b-45381786bf1c</ns16:messageId>
      </ns17:assertion>
    </ns17:nhinTargetCommunities>
    <ns16:nhinTargetCommunity>
      <ns16:homeCommunity>
        <ns16:description>CMS esMD Gateway</ns16:description>
      </ns16:homeCommunity>
    </ns16:nhinTargetCommunity>
  </S:Body>
</S:Envelope>

```



```

        <ns16:homeCommunityId>123.456.657.130</ns16:homeCommunityId>
        <ns16:name>CMS esMD Gateway</ns16:name>
    </ns16:homeCommunity>
</ns16:nhinTargetCommunity>
</ns17:nhinTargetCommunities>
<ns17:RegistryResponse requestId="esMD-PMD PA Review Results Response"
    status="urn:oasis:names:tc:ebxml-regrep:ResponseStatusType:Success">
    <ns6:ResponseSlotList>
        <ns5:Slot name="esMDTransactionId">
            <ns5:ValueList>
                <ns5:Value>12345678</ns5:Value>
            </ns5:ValueList>
        </ns5:Slot>
        <ns5:Slot name="contentTypeCode">
            <ns5:ValueList>
                <ns5:Value>8</ns5:Value>
            </ns5:ValueList>
        </ns5:Slot>
        <ns5:Slot name="uniqueTrackingNumber">
            <ns5:ValueList>
                <ns5:Value>Y2752</ns5:Value>
            </ns5:ValueList>
        </ns5:Slot>
        <ns5:Slot name="PMDDecisionIndicator">
            <ns5:ValueList>
                <ns5:Value>N</ns5:Value>
            </ns5:ValueList>
        </ns5:Slot>
        <ns5:Slot name="PMDReasonIdentifierDtls">
            <ns5:ValueList>
                <ns5:Value>PMD2Z</ns5:Value>
            </ns5:ValueList>
        </ns5:Slot>
        <ns5:Slot name="PMDReasonIdentifierDtls">
            <ns5:ValueList>
                <ns5:Value>PMD4B</ns5:Value>
            </ns5:ValueList>
        </ns5:Slot>
        <ns5:Slot name="PMDReasonIdentifierDtls">
            <ns5:ValueList>
                <ns5:Value>PMD2A</ns5:Value>
            </ns5:ValueList>
        </ns5:Slot>
        <ns5:Slot name="PMDReasonIdentifierDtls">
            <ns5:ValueList>
                <ns5:Value>PMD3A</ns5:Value>
            </ns5:ValueList>
        </ns5:Slot>
        <ns5:Slot name="PMDReasonIdentifierDtls">
            <ns5:ValueList>
                <ns5:Value>PMD4A</ns5:Value>
            </ns5:ValueList>
        </ns5:Slot>
    </ns6:ResponseSlotList>
</ns17:RegistryResponse>
</ns17:RespondingGateway_ProvideAndRegisterDocumentSetResponseRequest>
</S:Body>
</S:Envelope>

```

C. Rejected PMD PA Review Results Response

Only an excerpt of the outbound PMD PA review results response is shown below:

```
<S:Envelope xmlns:S="http://www.w3.org/2003/05/soap-envelope">
  <S:Body>
    <ns17:RespondingGateway_ProvideAndRegisterDocumentSetResponseRequest
      xmlns:ns2="http://docs.oasis-open.org/wsrf/bf-2"
      xmlns:ns3="http://www.w3.org/2005/08/addressing"
      xmlns:ns4="http://docs.oasis-open.org/wsn/b-2"
      xmlns:ns5="urn:oasis:names:tc:ebxml-regrep:xsd:rim:3.0"
      xmlns:ns6="urn:oasis:names:tc:ebxml-regrep:xsd:rs:3.0"
      xmlns:ns7="http://www.hhs.gov/healthit/nhin"
      xmlns:ns8="urn:oasis:names:tc:ebxml-regrep:xsd:query:3.0"
      xmlns:ns9="urn:oasis:names:tc:ebxml-regrep:xsd:lcm:3.0"
      xmlns:ns10="http://docs.oasis-open.org/wsn/t-1"
      xmlns:ns11="http://www.hhs.gov/healthit/nhin/cdc"
      xmlns:ns12="urn:gov:hhs:fha:nhinc:common:subscriptionb2overrideforcdc"
      xmlns:ns13="urn:oasis:names:tc:emergency:EDXL:DE:1.0"
      xmlns:ns14="urn:ihe:iti:xds-b:2007"
      xmlns:ns15="urn:gov:hhs:fha:nhinc:common:subscriptionb2overridefordocuments"
      xmlns:ns16="urn:gov:hhs:fha:nhinc:common:nhinccommon"
      xmlns:ns17="urn:gov:hhs:fha:nhinc:common:nhinccommonentity"
      xmlns:ns18="http://nhinc.services.com/schema/auditmessage"
      xmlns:ns19="http://schemas.xmlsoap.org/ws/2004/08/addressing"
      xmlns:ns20="urn:gov:hhs:fha:nhinc:common:subscription">
      <ns17:assertion>
        <ns16:address>
          <ns16:addressType>
            <ns16:code>AddrCodeSyst</ns16:code>
            <ns16:codeSystem>AddrCodeSyst</ns16:codeSystem>
            <ns16:codeSystemName>AddrCodeSystName</ns16:codeSystemName>
            <ns16:codeSystemVersion>1.0</ns16:codeSystemVersion>
            <ns16:displayName>AddrCode</ns16:displayName>
            <ns16:originalText>AddrCode</ns16:originalText>
          </ns16:addressType>
          <ns16:city>Baltimore</ns16:city>
          <ns16:country>USA</ns16:country>
          <ns16:state>MD</ns16:state>
          <ns16:streetAddress>7100 Security blvd</ns16:streetAddress>
          <ns16:zipCode>21244</ns16:zipCode>
        </ns16:address>
        <ns16:dateOfBirth>03/10/2011 05:21:00</ns16:dateOfBirth>
        <ns16:explanationNonClaimantSignature>Electronic</ns16:explanationNonClaimantSignature>
        <ns16:haveSecondWitnessSignature>false</ns16:haveSecondWitnessSignature>
        <ns16:haveSignature>false</ns16:haveSignature>
        <ns16:haveWitnessSignature>false</ns16:haveWitnessSignature>
        <ns16:homeCommunity>
          <ns16:description>QSSI esMD Dev Gateway in Columbia, MD</ns16:description>
          <ns16:homeCommunityId>123.456.657.123</ns16:homeCommunityId>
          <ns16:name>QSSI esMD Local Dev Gateway</ns16:name>
        </ns16:homeCommunity>
        <ns16:personName>
          <ns16:familyName>CMS Family Name - na</ns16:familyName>
          <ns16:givenName>CMS Given Name - na</ns16:givenName>
          <ns16:nameType>
            <ns16:code>nameCodeSyst</ns16:code>
            <ns16:codeSystem>nameCodeSyst</ns16:codeSystem>
            <ns16:codeSystemName>nameCodeSystName</ns16:codeSystemName>
            <ns16:codeSystemVersion>1.0</ns16:codeSystemVersion>
            <ns16:displayName>nameCode</ns16:displayName>
            <ns16:originalText>nameCode</ns16:originalText>
          </ns16:nameType>
          <ns16:secondNameOrInitials>C</ns16:secondNameOrInitials>
          <ns16:fullName>CMS Given Name, C. Family Name - na</ns16:fullName>
        </ns16:personName>
      </ns17:assertion>
    </ns17:RespondingGateway_ProvideAndRegisterDocumentSetResponseRequest>
  </S:Body>
</S:Envelope>
```

```

</ns16:personName>
<ns16:phoneNumber>
  <ns16:areaCode>410</ns16:areaCode>
  <ns16:countryCode>1</ns16:countryCode>
  <ns16:extension>1234</ns16:extension>
  <ns16:localNumber>567-8901</ns16:localNumber>
  <ns16:phoneNumberType>
    <ns16:code>phoneCodeSyst</ns16:code>
    <ns16:codeSystem>phoneCodeSyst</ns16:codeSystem>
    <ns16:codeSystemName>phoneCodeSystName</ns16:codeSystemName>
    <ns16:codeSystemVersion>1.0</ns16:codeSystemVersion>
    <ns16:displayName>phoneCode</ns16:displayName>
    <ns16:originalText>phoneCode</ns16:originalText>
  </ns16:phoneNumberType>
</ns16:phoneNumber>
<ns16:secondWitnessAddress>
  <ns16:addressType>
    <ns16:code>AddrCodeSyst</ns16:code>
    <ns16:codeSystem>AddrCodeSyst</ns16:codeSystem>
    <ns16:codeSystemName>AddrCodeSystName</ns16:codeSystemName>
    <ns16:codeSystemVersion>1.0</ns16:codeSystemVersion>
    <ns16:displayName>AddrCode</ns16:displayName>
    <ns16:originalText>AddrCode</ns16:originalText>
  </ns16:addressType>
  <ns16:city>Baltimore</ns16:city>
  <ns16:country>USA</ns16:country>
  <ns16:state>MD</ns16:state>
  <ns16:streetAddress>7100 Secuirty blvd</ns16:streetAddress>
  <ns16:zipCode>21244</ns16:zipCode>
</ns16:secondWitnessAddress>
<ns16:secondWitnessName>
  <ns16:familyName>CMS Family Name - na</ns16:familyName>
  <ns16:givenName>CMS Given Name - na</ns16:givenName>
  <ns16:nameType>
    <ns16:code>nameCodeSyst</ns16:code>
    <ns16:codeSystem>nameCodeSyst</ns16:codeSystem>
    <ns16:codeSystemName>nameCodeSystName</ns16:codeSystemName>
    <ns16:codeSystemVersion>1.0</ns16:codeSystemVersion>
    <ns16:displayName>nameCode</ns16:displayName>
    <ns16:originalText>nameCode</ns16:originalText>
  </ns16:nameType>
  <ns16:secondNameOrInitials>C</ns16:secondNameOrInitials>
  <ns16:fullName>CMS Given Name. C. Family Name - na</ns16:fullName>
</ns16:secondWitnessName>
<ns16:secondWitnessPhone>
  <ns16:areaCode>410</ns16:areaCode>
  <ns16:countryCode>1</ns16:countryCode>
  <ns16:extension>1234</ns16:extension>
  <ns16:localNumber>567-8901</ns16:localNumber>
  <ns16:phoneNumberType>
    <ns16:code>phoneCodeSyst</ns16:code>
    <ns16:codeSystem>phoneCodeSyst</ns16:codeSystem>
    <ns16:codeSystemName>phoneCodeSystName</ns16:codeSystemName>
    <ns16:codeSystemVersion>1.0</ns16:codeSystemVersion>
    <ns16:displayName>phoneCode</ns16:displayName>
    <ns16:originalText>phoneCode</ns16:originalText>
  </ns16:phoneNumberType>
</ns16:secondWitnessPhone>
<ns16:SSN>111-22-3333</ns16:SSN>
<ns16:witnessAddress>
  <ns16:addressType>
    <ns16:code>AddrCodeSyst</ns16:code>
    <ns16:codeSystem>AddrCodeSyst</ns16:codeSystem>
    <ns16:codeSystemName>AddrCodeSystName</ns16:codeSystemName>
    <ns16:codeSystemVersion>1.0</ns16:codeSystemVersion>
    <ns16:displayName>AddrCode</ns16:displayName>

```

```

    <ns16:originalText>AddrCode</ns16:originalText>
  </ns16:addressType>
  <ns16:city>Baltimore</ns16:city>
  <ns16:country>USA</ns16:country>
  <ns16:state>MD</ns16:state>
  <ns16:streetAddress>7100 Secuirty blvd</ns16:streetAddress>
  <ns16:zipCode>21244</ns16:zipCode>
</ns16:witnessAddress>
<ns16:witnessName>
  <ns16:familyName>CMS Family Name - na</ns16:familyName>
  <ns16:givenName>CMS Given Name - na</ns16:givenName>
  <ns16:nameType>
    <ns16:code>nameCodeSyst</ns16:code>
    <ns16:codeSystem>nameCodeSyst</ns16:codeSystem>
    <ns16:codeSystemName>nameCodeSystName</ns16:codeSystemName>
    <ns16:codeSystemVersion>1.0</ns16:codeSystemVersion>
    <ns16:displayName>nameCode</ns16:displayName>
    <ns16:originalText>nameCode</ns16:originalText>
  </ns16:nameType>
  <ns16:secondNameOrInitials>C</ns16:secondNameOrInitials>
  <ns16:fullName>CMS Given Name. C. Family Name - na</ns16:fullName>
</ns16:witnessName>
<ns16:witnessPhone>
  <ns16:areaCode>410</ns16:areaCode>
  <ns16:countryCode>1</ns16:countryCode>
  <ns16:extension>1234</ns16:extension>
  <ns16:localNumber>567-8901</ns16:localNumber>
  <ns16:phoneNumberType>
    <ns16:code>phoneCodeSyst</ns16:code>
    <ns16:codeSystem>phoneCodeSyst</ns16:codeSystem>
    <ns16:codeSystemName>phoneCodeSystName</ns16:codeSystemName>
    <ns16:codeSystemVersion>1.0</ns16:codeSystemVersion>
    <ns16:displayName>phoneCode</ns16:displayName>
    <ns16:originalText>phoneCode</ns16:originalText>
  </ns16:phoneNumberType>
</ns16:witnessPhone>
<ns16:userInfo>
  <ns16:personName>
    <ns16:familyName>CMS Faimily Name - na</ns16:familyName>
    <ns16:givenName>CMS Given Name - na</ns16:givenName>
    <ns16:nameType>
      <ns16:code>nameCodeSyst</ns16:code>
      <ns16:codeSystem>nameCodeSyst</ns16:codeSystem>
      <ns16:codeSystemName>nameCodeSystName</ns16:codeSystemName>
      <ns16:codeSystemVersion>1.0</ns16:codeSystemVersion>
      <ns16:displayName>nameCode</ns16:displayName>
      <ns16:originalText>nameCode</ns16:originalText>
    </ns16:nameType>
    <ns16:secondNameOrInitials>C</ns16:secondNameOrInitials>
    <ns16:fullName>CMS User Given Name. C. Family Name - na</ns16:fullName>
  </ns16:personName>
  <ns16:userName>abcd</ns16:userName>
  <ns16:org>
    <ns16:description>QSSI esMD Dev Gateway in Columbia, MD</ns16:description>
    <ns16:homeCommunityId>123.456.657.123</ns16:homeCommunityId>
    <ns16:name>QSSI esMD Local Dev Gateway</ns16:name>
  </ns16:org>
  <ns16:roleCoded>
    <ns16:code>2.16.840.1.113883.6.96</ns16:code>
    <ns16:codeSystem>2.16.840.1.113883.6.96</ns16:codeSystem>
    <ns16:codeSystemName>SNOMED_CT</ns16:codeSystemName>
    <ns16:codeSystemVersion>1.0</ns16:codeSystemVersion>
    <ns16:displayName>Claim Processing</ns16:displayName>
    <ns16:originalText/>
  </ns16:roleCoded>
</ns16:userInfo>

```

```

<ns16:authorized>true</ns16:authorized>
<ns16:purposeOfDisclosureCoded>
  <ns16:code>2.16.840.1.113883.3.18.7.1</ns16:code>
  <ns16:codeSystem>2.16.840.1.113883.3.18.7.1</ns16:codeSystem>
  <ns16:codeSystemName>nhin-purpose</ns16:codeSystemName>
  <ns16:codeSystemVersion>1.0</ns16:codeSystemVersion>
  <ns16:displayName>Use or disclosure of Psychotherapy Notes</ns16:displayName>
  <ns16:originalText>Use or disclosure of Psychotherapy Notes</ns16:originalText>
</ns16:purposeOfDisclosureCoded>
<ns16:samlAuthnStatement>
  <ns16:authInstant>2009-04-16T13:15:39Z</ns16:authInstant>
  <ns16:sessionIndex>987</ns16:sessionIndex>
  <ns16:authContextClassRef>urn:oasis:names:tc:SAML:2.0:ac:classes:X509</ns16:authContextClassRef>
  <ns16:subjectLocalityAddress>158.147.185.168</ns16:subjectLocalityAddress>
  <ns16:subjectLocalityDNSName>esmdg.cms.cmstest</ns16:subjectLocalityDNSName>
</ns16:samlAuthnStatement>
<ns16:samlAuthzDecisionStatement>
  <ns16:decision>Permit</ns16:decision>
  <ns16:resource>https://158.147.185.168:8181/SamlReceiveService/SamlProcessWS</ns16:resource>
  <ns16:action>TestSaml</ns16:action>
  <ns16:evidence>
    <ns16:assertion>
      <ns16:id>40df7c0a-ff3e-4b26-baeb-f2910f6d05a9testmsgid652012</ns16:id>
      <ns16:issueInstant>2009-04-16T13:10:39.093Z</ns16:issueInstant>
      <ns16:version>2.0</ns16:version>
      <ns16:issuer>CN=SAML
        User,OU=Harris,O=HITS,L=Melbourne,ST=FL,C=US</ns16:issuer>
      <ns16:issuerFormat>urn:oasis:names:tc:SAML:1.1:nameid-format:X509SubjectName</ns16:issuerFormat>
      <ns16:conditions>
        <ns16:notBefore>2009-04-16T13:10:39.093Z</ns16:notBefore>
        <ns16:notOnOrAfter>2009-12-31T12:00:00.000Z</ns16:notOnOrAfter>
      </ns16:conditions>
      <ns16:accessConsentPolicy>urn:oid:2.16.840.1.113883.13.34.110.3</ns16:accessConsentPolicy>
      <ns16:instanceAccessConsentPolicy>urn:oid:2.16.840.1.113883.13.34.110.3</ns16:instanceAccessConsentPolicy>
    </ns16:assertion>
  </ns16:evidence>
</ns16:samlAuthzDecisionStatement>
<ns16:messageId>uuid:4e0903af-4145-42b1-a06b-45381786bf1c</ns16:messageId>
</ns17:assertion>
<ns17:nhinTargetCommunities>
  <ns16:nhinTargetCommunity>
    <ns16:homeCommunity>
      <ns16:description>CMS esMD Gateway</ns16:description>
      <ns16:homeCommunityId>123.456.657.130</ns16:homeCommunityId>
      <ns16:name>CMS esMD Gateway</ns16:name>
    </ns16:homeCommunity>
  </ns16:nhinTargetCommunity>
</ns17:nhinTargetCommunities>
<ns17:RegistryResponse requestId="esMD-PMD PA Review Results Response"
  status="urn:oasis:names:tc:ebxml-regrep:ResponseStatusType:Success">
  <ns6:ResponseSlotList>
    <ns5:Slot name="esMDTransactionId">
      <ns5:ValueList>
        <ns5:Value>12345678</ns5:Value>
      </ns5:ValueList>
    </ns5:Slot>
    <ns5:Slot name="contentTypeCode">
      <ns5:ValueList>
        <ns5:Value>8</ns5:Value>
      </ns5:ValueList>
    </ns5:Slot>
    <ns5:Slot name="PMDDecisionIndicator">
      <ns5:ValueList>
        <ns5:Value>R</ns5:Value>
      </ns5:ValueList>
    </ns5:Slot>
  </ns6:ResponseSlotList>
</ns17:RegistryResponse>

```

```

<ns5:Slot name="PMDReasonIdentifierDtls">
  <ns5:ValueList>
    <ns5:Value>PMD2Z</ns5:Value>
  </ns5:ValueList>
</ns5:Slot>
<ns5:Slot name="PMDReasonIdentifierDtls">
  <ns5:ValueList>
    <ns5:Value>PMD3A</ns5:Value>
  </ns5:ValueList>
</ns5:Slot>
<ns5:Slot name="PMDReasonIdentifierDtls">
  <ns5:ValueList>
    <ns5:Value>PMD2A</ns5:Value>
  </ns5:ValueList>
</ns5:Slot>
<ns5:Slot name="PMDReasonIdentifierDtls">
  <ns5:ValueList>
    <ns5:Value>PMD5A</ns5:Value>
  </ns5:ValueList>
</ns5:Slot>
<ns5:Slot name="PMDReasonIdentifierDtls">
  <ns5:ValueList>
    <ns5:Value>PMD4A</ns5:Value>
  </ns5:ValueList>
</ns5:Slot>
</ns6:ResponseSlotList>
</ns17:RegistryResponse>
</ns17:RespondingGateway_ProvideAndRegisterDocumentSetResponseRequest>
</S:Body>
</S:Envelope>

```

10.6.6 Retry Functionality for Sending PMD PA Review Results Response to the HIHs

After sending the PMD PA review results response to the HIH Gateway, the esMD Gateway shall expect a HTTP 200 acknowledgement back from the HIH gateway as a receipt of the message. If the esMD Gateway does not receive a HTTP 200 acknowledgement back, it will retry sending the PMD PA review results response to the HIH gateway at frequent intervals. This shall be continued until the esMD Gateway receives a HTTP 200 back from the HIH Gateway.

11 RELEASE NOTIFICATION DETAILS

This table describes the various components and the number of participating organizations for esMD Phase 1 (Releases 1.1-1.4) and Phase 2 (Releases 2.1-2.2).

Table 24: Release Notification Details

	Sept. 2011	Nov. 2011	August 2012	April 2013	June 2013	Oct. 2013
CONNECT Release	3.1	3.1	3.1	3.1	3.1	3.1
Application Server	GlassFish	GlassFish	GlassFish Begin ST&E for WAS	WAS 7.0	WAS 7.0	WAS 7.0
Connect Modules	XDR Document Submission	XDR Document Submission	XDR Document Submission	XDR Document Submission	XDR Document Submission	XDR Document Submission
File Size (Allegedly)	Up to 19mb	Up to 19mb	Up to 19mb	Up to 19mb	Up to 19mb	Up to 19mb

	Sept. 2011	Nov. 2011	August 2012	April 2013	June 2013	Oct. 2013
Inbound Payload: provider to review contractor	HITSP C62 w/PDF	HITSP C62 w/PDF	HITSP C62 w/PDF	HITSP C62 w/PDF	HITSP C62 w/PDF	HITSP C62 w/PDF
Inbound Use Cases (provider to review contractor)	Responses to ADR	Responses to ADR	Responses to ADR	Responses to ADR PMD PA	Responses to ADR PMD PA	Responses to ADR PWK PMD PA
Outbound Use Cases (review contractor to provider)	None	None	None	None	PMD PA Review Results Response	PMD PA Review Results Response
Reporting	None	Webapp-Reporting/Admin (Internal)	Webapp-Reporting/Admin (Internal)	Webapp-Reporting/Admin (Internal)	Webapp-Reporting/Admin (Internal)	Webapp-Reporting/Admin (Internal)
Acknowledgment and Notification	HTTP 200 Ack. Conformance/Validation- 1 st Notification Review Contractor Pickup- 2 nd Notification	HTTP 200 Ack. Conformance/Validation- 1 st Notification Review Contractor Pickup- 2 nd Notification	HTTP 200 Ack. Conformance/Validation- 1 st Notification Review Contractor Pickup- 2 nd Notification	HTTP 200 Ack. Conformance/Validation- 1 st Notification Review Contractor Pickup- 2 nd Notification	HTTP 200 Ack. Conformance/Validation- 1 st Notification Review Contractor Pickup- 2 nd Notification	HTTP 200 Ack. Conformance/Validation- 1 st Notification Review Contractor Pickup- 2 nd Notification
Review Contractors	2 RACs, 9 MACs, CERT, PERM	+ 3 DME MACs + 2MACS	+ 2 ZPICS, 1 RAC, more MACs	+ more review contractors	+ more review contractors	+ more review contractors
HIH	6 HIHs	+ 5 HIHs	+ 20 HIHs	+ more HIHs	+ more HIHs	+ more HIHs
eHealth Exchange On-boarding Process	CMS not on eHealth Exchange HIHs not on eHealth Exchange	CMS not on eHealth Exchange HIHs not on eHealth Exchange	CMS not on eHealth Exchange HIHs not on eHealth Exchange	CMS not on eHealth Exchange HIHs not on eHealth Exchange	CMS not on eHealth Exchange HIHs not on eHealth Exchange	CMS not on eHealth Exchange HIHs not on eHealth Exchange

12 GLOSSARY

Acknowledgement (ACK)

Message (such as one used in 'handshaking' process between two systems) that indicates the status of communications received. It is commonly written as *ACK*.

Additional Documentation Request (ADR)

Official letters sent to Providers from CMS Review Contractors requesting additional documentation that is needed to process claims.

Advanced Determination Medical Coverage (ADMC)

A voluntary program that allows Suppliers and Beneficiaries to request prior approval of eligible items (e.g., wheelchairs) before delivery of the items to the beneficiary.

CONNECT

CONNECT implements a flexible, open-source gateway solution that enables healthcare entities - Federal agencies or private-sector health organizations or networks - to connect their existing health information systems to the eHealth Exchange. CONNECT is fully functional out-of-the-box, while at the same time configurable and flexible to allow organizations to customize it to meet their needs and those of their existing health information systems.

Data Use Agreement

A satisfactory assurance between the covered entity and a researcher using a limited data set that the data will only be used for specific uses and disclosures. The data use agreement is required to include the following information: to establish that the data will be used for research, public health or health care operations (further uses or disclosure are not permitted); to establish who is permitted to use or receive the limited data set; and to provide that the limited data set recipient will: (1) not use or further disclose the information other than as permitted by the data use agreement or as required by law; (2) use appropriate safeguards to prevent use or disclosure of the information other than as provided in the agreement; (3) report to the covered entity any identified use or disclosure not provided for in the agreement; (4) ensure that any agents, including a subcontractor, to whom the limited data sets are provided agree to the same restrictions and conditions that apply to the recipient; and (5) not identify the information or contact the individuals.

De-identified Data

De-identified data is data from which patient identifiers consisting of Personally Identifiable Information (PII) is removed. The business rules for de-identified data will follow the HIPAA Privacy Rule including the de-identification of the specified identifiers.

Electronic Submission of Medical Documentation (esMD)

A new mechanism for submitting medical documentation via a secure internet gateway connecting providers to the Centers for Medicare & Medicaid Services (CMS). In its second phase, esMD will allow Medicare Review Contractors to electronically send claim related Additional Document Request (ADR) letters, and other use case requests, to providers when their claims are selected for review.

Health Information Handler (HIH)

A Health Information Handler (HIH) is defined as an organization that oversees and governs the exchange of health-related claim reviewer information from Provider to CMS esMD Gateway according to nationally recognized standards.¹

Health Information Technology Standards Panel (HITSP)

HITSP is a volunteer-driven, consensus-driven organization that is sponsored through a contract from the Department of Health and Human Services (HHS). HITSP harmonizes and recommends the technical standards that are crucial to assure the interoperability of electronic health records.

HTTPS

A set of rules for an speedy retrieval and transmission of electronic documents written in HTML over a secure connection. HTTPS addresses differentiate from HTTP ones because they encrypt and decrypt user pages to prevent unauthorized access to sensitive data. Online credit card processing and banking websites use HTTPS addresses to ensure privacy and provide secure processing for users.

Interoperability

Interoperability is the ability of health information systems to work together, within and across organizational boundaries, in order to advance the effective delivery of healthcare for individuals and communities.

Interface

A well-defined boundary where direct contact between two different environments, systems, etc., occurs, and where information is exchanged.

eHealth Exchange

The eHealth Exchange is a set of standards, protocols, legal agreements, and specifications that a consortium of health information organizations have agreed are necessary for secure and private exchange of health information over the internet. The eHealth Exchange is overseen by the Office of the National Coordinator for Health IT (ONC).

Performance

Accomplishment of a transaction measured against preset standards of accuracy, completeness, cost, and speed.

Privacy

An individual's interest in protecting his or her individually identifiable health information and the corresponding obligation of those persons and entities, that participate in a network for the purposes of electronic exchange of such information, to respect those interests through fair information practices.

¹ The National Alliance for Health Information Technology Report to the Office of the National Coordinator for Health Information Technology on Defining Key Health Information Technology Terms April 28, 2008

Power Mobility Device (PMD) Power Authorization (PA)

The CMS implemented a Prior Authorization process for scooters and power wheelchairs for people with Fee-For-Service Medicare who reside in seven states with high populations of fraud- and error-prone providers (CA, IL, MI, NY, NC, FL, and TX). This demonstration will help ensure that a beneficiary's medical condition warrants their medical equipment under existing coverage guidelines. Moreover, the program will assist in preserving a Medicare beneficiary's ability to receive quality products from accredited suppliers.

Response Time

It is the interval between a user-command and the receipt of an action, result, or feedback from the system. It is expressed as the sum of (a) transmission time of the command to the system, (b) processing time at the CPU, (c) access time to obtain required data from a storage device, and (d) transmission time of the result back to the user. When applied to a system component, it is the time taken to react to a system request or a given input.

SAML

Security Assertion Markup Language used for message authentication.

Security

The physical, technological, and administrative safeguards used to protect individually identifiable health information.

SOAP

Simple Object Access Protocol is a message exchange format for web services.

TLS

Transport Layer Security (TLS) and its predecessor, Secure Sockets Layer (SSL), are cryptographic protocols that "provide communications security over the Internet". TLS and SSL encrypt the segments of network connections above the Transport Layer, using symmetric cryptography for privacy and a keyed message authentication code for message reliability. TLS is an IETF standards track protocol, last updated in RFC 5246, and is based on the earlier SSL specifications developed by Netscape Corporation.

The TLS protocol allows client/server applications to communicate across a network in a way designed to prevent eavesdropping and tampering. A TLS client and server negotiate a stateful connection by using a handshaking procedure. During this handshake, the client and server agree on various parameters used to establish the connection's security.

- The handshake begins when a client connects to a TLS-enabled server requesting a secure connection, and presents a list of supported CipherSuites (ciphers and hash functions).
- From this list, the server picks the strongest cipher and hash function that it supports and notifies the client of the decision.
- The server sends back its identification in the form of a digital certificate. The certificate usually contains the server name, the trusted certificate authority (CA), and the server's public encryption key.

- The client may contact the server that issued the certificate (the trusted CA as above) and confirm that the certificate is valid before proceeding.
- In order to generate the session keys used for the secure connection, the client encrypts a random number (RN) with the server's public key (PbK), and sends the result to the server. Only the server should be able to decrypt it (with its private key (PvK)): this is the one fact that makes the keys hidden from third parties, since only the server and the client have access to this data. The client knows PbK and RN, and the server knows PvK and (after decryption of the client's message) RN. A third party is only able to know RN if PvK has been compromised.
- From the random number, both parties generate key material for encryption and decryption.
- This concludes the handshake and begins the secured connection, which is encrypted and decrypted with the key material until the connection closes.

If any one of the above steps fails, the TLS handshake fails, and the connection is not created.

Transaction

Event or process (such as an input message) initiated or invoked by a user or system, regarded as a single unit of work and requiring a record to be generated for processing in a database.

Unsolicited Documentation (PWK)

Voluntary submission, on behalf of the Provider, of paper documentation by fax or mail along with an electronic claim before it is requested by CMS Review Contractors.

13 ACRONYMS

ADMC	Advanced Determination of Medical Coverage
ADR	Additional Documentation Request
AES	Advanced Encryption Standard
CA	Certificate Authority
CDA	Clinical Document Architecture
CCHIT	Certification Commission for Health Information Technology
CMS	Centers for Medicare & Medicaid Services
CERT	Comprehensive Error Rate Testing
EHR	Electronic Health Record
esMD	Electronic Submission of Medical Documentation
FFS	Fee-For-Service
FIPS	Federal Information Processing Standards
HIE	Health Information Exchange
HIPAA	Health Information Portability and Accountability Act
HIT	Health Information Technology
HITSP	Health Information Technology Standards Panel
HL7	Health Level 7
HIH	Health Information Handler
HTTP	Hypertext Transfer Protocol
HTTPS	Hypertext Transfer Protocol Secured
IHE	Integrating the Healthcare Enterprise
IP	Internet Protocol
MAC	Medicare Audit Contractor
MIC	Medicaid Integrity Contractor
NHIN	Nationwide Health Information Network
NIST	National Institute of Standards and Technology
NPI	National Provider Identifier
OASIS	Organization for the Advancement of Structured Information Standards
OID	Organizational Identification
ONC	Office of National Coordinator for HIT

PDF	Portable Document Format
PERM	Program Error Rate Measurement
PMD PA	Power Mobility Device Prior Authorization
PWK	Unsolicited Documentation
RAC	Recovery Audit Contractors
ROI	Release of Information
RHIO	Regional Health Information Organizations
SAML	Security Assertion Markup Language
SHA	Secure Hash Algorithm
SOAP	Simple Object Access Protocol
SMRC	Supplemental Medical Review/Specialty Contractor
TIFF	Tagged Image File Format
TLS	Transport Layer Security
URI	Uniform Resource Identifier
URL	Uniform Resource Locator
XDR	External Data Representation
XML	Extensible Markup Language
ZPIC	Zone Program Integrity Contractor

14 APPENDIX A: SOAP MESSAGE FOR INBOUND (HIH TO CMS) SUBMISSIONS

Sample SOAP Message (the values will be different based on the use case).

The message mentioned below is a response to ADR and is sent to MAC J9.

```
<?xml version="1.0" encoding="UTF-8"?>
<soapenv:Envelope xmlns:soapenv="http://www.w3.org/2003/05/soap-envelope"
xmlns:urn="urn:gov:hhs:fha:nhinc:common:nhinccommonentity" xmlns:urn1="urn:gov:hhs:fha:nhinc:common:nhinccommon"
xmlns:add="http://schemas.xmlsoap.org/ws/2004/08/addressing" xmlns:urn2="urn:oasis:names:tc:ebxml-regrep:xsd:lcm:3.0"
xmlns:urn3="urn:oasis:names:tc:ebxml-regrep:xsd:rs:3.0" xmlns:urn4="urn:oasis:names:tc:ebxml-regrep:xsd:rim:3.0"
xmlns:urn5="urn:ihe:iti:xds-b:2007">
  <soapenv:Header/>
  <soapenv:Body projectname="EndToEndSelfTest" testCase="XDR Async">
    <urn:RespondingGateway_ProvideAndRegisterDocumentSetRequest>
      <urn:assertion>
        <urn1:homeCommunity>
          <urn1:description>${Project#LocalHCDescription}</urn1:description>
          <urn1:homeCommunityId>${Project#LocalHCID}</urn1:homeCommunityId>
          <urn1:name>${Project#LocalHCDescription}</urn1:name>
        </urn1:homeCommunity>
        <urn1:uniquePatientId>urn:oid:2.16.840.1.113883.13.34.110.1.110.9</urn1:uniquePatientId>
        <urn1:userInfo>
          <urn1:userName>1234567899</urn1:userName>
          <urn1:org>
            <urn1:description>${Project#LocalHCDescription}</urn1:description>
            <urn1:homeCommunityId>${Project#LocalHCID}</urn1:homeCommunityId>
            <urn1:name>${Project#LocalHCDescription}</urn1:name>
          </urn1:org>
        </urn1:userInfo>
        <urn1:organizationId>
          <urn1:description>Description of Broker Organization between Provider and the submitting HIH CONNECT or
CONNECT Compatible Gateway</urn1:description>
          <urn1:homeCommunityId>urn:oid:1.3.6.1.4.1.101420.6.1</urn1:homeCommunityId>
          <urn1:name>Name of Broker Organization between Provider and the submitting HIH CONNECT or CONNECT
Compatible Gateway</urn1:name>
        </urn1:organizationId>
        <urn1:purposeOfDisclosureCoded>
          <urn1:code>PAYMENT</urn1:code>
          <urn1:codeSystem>2.16.840.1.113883.3.18.7.1</urn1:codeSystem>
          <urn1:codeSystemName>esMD CMS Purpose</urn1:codeSystemName>
          <urn1:codeSystemVersion>1.0</urn1:codeSystemVersion>
          <urn1:displayName>Medical Claim Documentation Review</urn1:displayName>
          <urn1:originalText>Medical Claim Documentation Review</urn1:originalText>
        </urn1:purposeOfDisclosureCoded>
        <urn1:samlAuthnStatement>
          <urn1:authInstant>2011-01-05T16:50:01.011Z</urn1:authInstant>
          <urn1:sessionIndex>987</urn1:sessionIndex>
          <urn1:authContextClassRef>urn:oasis:names:tc:SAML:2.0:ac:classes:X509</urn1:authContextClassRef>
          <urn1:subjectLocalityAddress>158.147.185.168</urn1:subjectLocalityAddress>
          <urn1:subjectLocalityDNSName>cms.hhs.gov</urn1:subjectLocalityDNSName>
        </urn1:samlAuthnStatement>
        <urn1:samlAuthzDecisionStatement>
          <urn1:decision>Permit</urn1:decision>
          <urn1:resource>https://158.147.185.168:8181/esMD/DocumentSubmission</urn1:resource>
          <urn1:action>TestSaml</urn1:action>
          <urn1:evidence>
            <urn1:assertion>
              <urn1:id>cms_esmd_hihname_09172012_VAL_ADR_1</urn1:id>
              <urn1:issueInstant>2011-01-05T16:50:01.011Z</urn1:issueInstant>
              <urn1:version>2.0</urn1:version>
            </urn1:assertion>
          </urn1:evidence>
        </urn1:samlAuthzDecisionStatement>
      </urn:assertion>
    </urn:RespondingGateway_ProvideAndRegisterDocumentSetRequest>
  </soapenv:Body>
</soapenv:Envelope>
```



```

<urn1:issuerFormat>urn:oasis:names:tc:SAML:1.1:nameid-format:X509SubjectName</urn1:issuerFormat>
<urn1:issuer>CN=HIH SAML User, OU=QSSI, O=QSSI, L=Baltimore, ST=MD, C=US</urn1:issuer>
<urn1:conditions>
  <urn1:notBefore>2011-01-05T16:50:01.011Z</urn1:notBefore>
  <urn1:notOnOrAfter>2011-01-05T16:53:01.011Z</urn1:notOnOrAfter>
</urn1:conditions>
<urn1:accessConsentPolicy>Claim-Ref-1234 NA for esMD</urn1:accessConsentPolicy>
<urn1:instanceAccessConsentPolicy>Claim-Instance-1 NA for esMD</urn1:instanceAccessConsentPolicy>
</urn1:assertion>
</urn1:evidence>
</urn1:samlAuthzDecisionStatement>
</urn:assertion>
<urn:nhinTargetCommunities>
  <urn1:nhinTargetCommunity>
    <urn1:homeCommunity>
      <urn1:description>${#Project#RemoteHCDescription}</urn1:description>
      <urn1:homeCommunityId>${#Project#RemoteHCID}</urn1:homeCommunityId>
      <urn1:name>${#Project#RemoteHCDescription}</urn1:name>
    </urn1:homeCommunity>
  </urn1:nhinTargetCommunity>
</urn:nhinTargetCommunities>
<urn:ProvideAndRegisterDocumentSetRequest>
  <urn2:SubmitObjectsRequest id="999" comment="esMD Claim Document Submission in response to Review Contractor
ADR Letter">
    <urn4:RegistryObjectList>
      <urn4:ExtrinsicObject id="Document01" mimeType="application/pdf" objectType="urn:uuid:7edca82f-054d-47f2-
a032-9b2a5b5186c1">
        <urn4:Classification id="cl01" classificationScheme="urn:uuid:93606bcf-9494-43ec-9b4e-a7748d1a838d"
classifiedObject="Document01" nodeRepresentation="author">
          <urn4:Slot name="authorInstitution">
            <urn4:ValueList>
              <urn4:Value>603111</urn4:Value>
            </urn4:ValueList>
          </urn4:Slot>
          <urn4:Slot name="authorPerson">
            <urn4:ValueList>
              <urn4:Value>603</urn4:Value>
            </urn4:ValueList>
          </urn4:Slot>
        </urn4:Classification>

        <urn4:Description>
          <urn4:LocalizedString value="esMD Claim Document Submission in response to Review Contractor ADR
Letter"/>
        </urn4:Description>

        <urn4:Classification id="cl03" classificationScheme="urn:uuid:f4f85eac-e6cb-4883-b524-f2705394840f"
classifiedObject="Document01" nodeRepresentation="2.16.840.1.113883.5.25">
          <urn4:Slot name="confidentialityCode">
            <urn4:ValueList>
              <urn4:Value>V</urn4:Value>
            </urn4:ValueList>
          </urn4:Slot>
          <urn4:Name>
            <urn4:LocalizedString value="Very"/>
          </urn4:Name>
        </urn4:Classification>
        <urn4:Slot name="creationTime">
          <urn4:ValueList>
            <urn4:Value>20110101165910</urn4:Value>
          </urn4:ValueList>
        </urn4:Slot>
        <urn4:Classification id="cl04" classificationScheme="urn:uuid:a09d5840-386c-46f2-b5ad-9c3699a4309d"
classifiedObject="Document01" nodeRepresentation="2.16.840.1.113883.13.34.110.1.1000.1">
          <urn4:Slot name="formatCode">
            <urn4:ValueList>

```

```

        <urn4:Value>1</urn4:Value>
      </urn4:ValueList>
    </urn4:Slot>
    <urn4:Name>
      <urn4:LocalizedString value="Scanned PDF Document in CDA C62 Construct"/>
    </urn4:Name>
    <urn4:Classification>
      <urn4:Classification id="cl06" classificationScheme="urn:uuid:cccf5598-8b07-4b77-a05e-ae952c785ead"
classifiedObject="Document01" nodeRepresentation="2.16.840.1.113883.13.34.110.1.1000.1">
        <urn4:Slot name="practiceSettingCode">
          <urn4:ValueList>
            <urn4:Value>1</urn4:Value>
          </urn4:ValueList>
        </urn4:Slot>
        <urn4:Name>
          <urn4:LocalizedString value="NA"/>
        </urn4:Name>
      </urn4:Classification>
      <urn4:Slot name="hash">
        <urn4:ValueList>
          <urn4:Value>ad18814418693512b767676006a21d8ec7291e84</urn4:Value>
        </urn4:ValueList>
      </urn4:Slot>
      <urn4:Classification id="cl05" classificationScheme="urn:uuid:f33fb8ac-18af-42cc-ae0e-ed0b0bdb91e1"
classifiedObject="Document01" nodeRepresentation="2.16.840.1.113883.13.34.110.1.1000.1">
        <urn4:Slot name="healthcareFacilityTypeCode">
          <urn4:ValueList>
            <urn4:Value>1</urn4:Value>
          </urn4:ValueList>
        </urn4:Slot>
        <urn4:Name>
          <urn4:LocalizedString value="Health Information Handler (HIH)"/>
        </urn4:Name>
      </urn4:Classification>
      <urn4:Slot name="languageCode">
        <urn4:ValueList>
          <urn4:Value>en-us</urn4:Value>
        </urn4:ValueList>
      </urn4:Slot>
      <urn4:slot name="legalAuthenticator">
        <urn4:ValueList>
          <urn4:Value>NA</urn4:Value>
        </urn4:ValueList>
      </urn4:slot>
      <urn4:ExternalIdentifier id="ei01" registryObject="Document01" identificationScheme="urn:uuid:58a6f841-87b3-
4a3e-92fd-a8ffeff98427" value="1234567890123^^^&2.16.840.1.113883.13.34&ISO">
        <urn4:Name>
          <urn4:LocalizedString value="XDSSubmissionSet.patientId"/>
        </urn4:Name>
      </urn4:ExternalIdentifier>
      <urn4:Classification id="cl07" classificationScheme="urn:uuid:f0306f51-975f-434e-a61c-c59651d33983"
classifiedObject="Document01" nodeRepresentation="2.16.840.1.113883.13.34.110.1.1000.1">
        <urn4:Slot name="codingScheme">
          <urn4:ValueList>
            <urn4:Value>1</urn4:Value>
          </urn4:ValueList>
        </urn4:Slot>
        <urn4:Name>
          <urn4:LocalizedString value="Outpatient Evaluation And Management"/>
        </urn4:Name>
      </urn4:Classification>
      <urn4:Slot name="serviceStartTime">
        <urn4:ValueList>
          <urn4:Value>20110101165910</urn4:Value>
        </urn4:ValueList>
      </urn4:Slot>

```

```

<urn4:Slot name="serviceStopTime">
  <urn4:ValueList>
    <urn4:Value>20110101165910</urn4:Value>
  </urn4:ValueList>
</urn4:Slot>
<urn4:Slot name="size">
  <urn4:ValueList>
    <urn4:Value>1024000</urn4:Value>
  </urn4:ValueList>
</urn4:Slot>
<urn4:Name>
  <urn4:LocalizedString value="Claim Supporting Medical Documentation"/>
</urn4:Name>
<urn4:Classification id="cl08" classificationScheme="urn:uuid:41a5887f-8865-4c09-adf7-e362475b143a"
classifiedObject="Document01" nodeRepresentation="2.16.840.1.113883.13.34.110.1.1000.1">
  <urn4:Slot name="classCode">
    <urn4:ValueList>
      <urn4:Value>1</urn4:Value>
    </urn4:ValueList>
  </urn4:Slot>
  <urn4:Name>
    <urn4:LocalizedString value="Unstructured Document Submission"/>
  </urn4:Name>
  <urn4:Classification>
    <urn4:ExternalIdentifier id="ei02" registryObject="Document01" identificationScheme="urn:uuid:96fdda7c-d067-
4183-912e-bf5ee74998a8" value="1.3.6.1.4.1.21367.2005.3.9999.33">
      <urn4:Name>
        <urn4:LocalizedString value="XDSSubmissionSet.uniqueId"/>
      </urn4:Name>
    </urn4:ExternalIdentifier>
  </urn4:ExtrinsicObject>

  <urn4:RegistryPackage id="SubmissionSet01">
    <urn4:Slot name="esMDClaimId">
      <urn4:ValueList>
        <urn4:Value>1234567890123^^&2.16.840.1.113883.13.34.110.1.999.1&ISO</urn4:Value>
      </urn4:ValueList>
    </urn4:Slot>
    <urn4:Slot name="esMDCasId">
      <urn4:ValueList>
        <urn4:Value>12345678901234567890123456789001^^&2.16.840.1.113883.13.34.110.1.999.1&ISO</urn4:Value>
      </urn4:ValueList>
    </urn4:Slot>
    <urn4:Slot name="intendedRecipient">
      <urn4:ValueList>
        <urn4:Value>2.16.840.1.113883.13.34.110.2.100.1</urn4:Value>
      </urn4:ValueList>
    </urn4:Slot>
    <urn4:Description>
      <urn4:LocalizedString value="esMD Claim Document Submission in response to Review Contractor ADR
Letter"/>
    </urn4:Description>
    <urn4:Classification id="cl11" classificationScheme="urn:uuid: a7058bb9-b4e4-4307-ba5b-e3f0ab85e12d"
classifiedObject=" SubmissionSet01" nodeRepresentation="author">
      <urn4:Slot name="authorInstitution">
        <urn4:ValueList>
          <urn4:Value>897654</urn4:Value>
        </urn4:ValueList>
      </urn4:Slot>
      <urn4:Slot name="authorPerson">
        <urn4:ValueList>
          <urn4:Value>808</urn4:Value>
        </urn4:ValueList>
      </urn4:Slot>
    </urn4:Classification>

```

```

        <urn4:Classification id="c109" classificationScheme="urn:uuid:aa543740-bdda-424e-8c96-df4873be8500"
classifiedObject="SubmissionSet01" nodeRepresentation="2.16.840.1.113883.13.34.110.1.1000.1">
        <urn4:Slot name="contentTypeCode">
        <urn4:ValueList>
        <urn4:Value>1</urn4:Value>
        </urn4:ValueList>
        </urn4:Slot>
        <urn4:Name>
        <urn4:LocalizedString value="Response to Additional Documentation Request (ADR)"/>
        </urn4:Name>
        </urn4:Classification>

        <urn4:ExternalIdentifier id="ei03" registryObject="SubmissionSet01" identificationScheme="urn:uuid:6b5aea1a-
874d-4603-a4bc-96a0a7b38446" value="1234567890123^^^&amp;2.16.840.1.113883.13.34&amp;ISO">
        <urn4:Name>
        <urn4:LocalizedString value="XDSSubmissionSet.patientId"/>
        </urn4:Name>
        </urn4:ExternalIdentifier>
        <urn4:ExternalIdentifier id="ei04" registryObject="SubmissionSet01" identificationScheme="urn:uuid:554ac39e-
e3fe-47fe-b233-965d2a147832" value="12.16.840.1.113883.13.34.110.2">
        <urn4:Name>
        <urn4:LocalizedString value="XDSSubmissionSet.sourceId"/>
        </urn4:Name>
        </urn4:ExternalIdentifier>
        <urn4:Slot name="submissionTime">
        <urn4:ValueList>
        <urn4:Value>20110101165910</urn4:Value>
        </urn4:ValueList>
        </urn4:Slot>
        <urn4:ExternalIdentifier id="ei05" registryObject="SubmissionSet01" identificationScheme="urn:uuid:96fdda7c-
d067-4183-912e-bf5ee74998a8" value="554ac39e-ef6343434-b233-965d34345555">
        <urn4:Name>
        <urn4:LocalizedString value="XDSSubmissionSet.uniqueId"/>
        </urn4:Name>
        </urn4:ExternalIdentifier>
        <urn4:Name>
        <urn4:LocalizedString value="Claim Supporting Medical Documentation"/>
        </urn4:Name>
        </urn4:RegistryPackage>
        <urn4:Classification id="c110" classifiedObject="SubmissionSet01" classificationNode="urn:uuid:a54d6aa5-d40d-
43f9-88c5-b4633d873bdd"/>
        <urn4:Association id="as01" associationType="HasMember" sourceObject="SubmissionSet01"
targetObject="Document01">
        <urn4:Slot name="SubmissionSetStatus">
        <urn4:ValueList>
        <urn4:Value>Original</urn4:Value>
        </urn4:ValueList>
        </urn4:Slot>
        </urn4:Association>
        </urn4:RegistryObjectList>
    </urn2:SubmitObjectsRequest>
    <!-- 1 or more repetitions:-->
    <urn5:Document id="Document01">[sample encrypted payload]</urn5:Document>
</urn:ProvideAndRegisterDocumentSetRequest>
</urn:RespondingGateway_ProvideAndRegisterDocumentSetRequest>
</soapenv:Body>
</soapenv:Envelope>

```

15 APPENDIX B: C62 PAYLOAD SAMPLE

<!--NOTE: The following CDA document will be sent in binary form with base 64 encoding. Here it was shown for information purpose only -->

```
<ClinicalDocument xmlns="urn:hl7-org:v3" xmlns:xsi="http://www.w3.org/2001/XMLSchema-instance"
classCode="DOCCLIN" moodCode="EVN" xsi:schemaLocation="urn:hl7-org:v3 CDA.xsd">
  <typeId extension="POCD_HD000040" root="2.16.840.1.113883.1.3"/>
  <id root="eab8765b-1424-47cc-9495-ddc934cf5f5d"/>
  <templateId root="2.16.840.1.113883.10.20.3" assigningAuthorityName="CDT General Header Constraints"/>
  <templateId root="1.3.6.1.4.1.19376.1.5.3.1.1" assigningAuthorityName="IHE Medical Document"/>
  <templateId root="1.3.6.1.4.1.19376.1.2.20" assigningAuthorityName="IHE Scanned Document"/>
  <templateId root="2.16.840.1.113883.3.88.11.62.1" assigningAuthorityName="HITSP Unstructured
Document"/>
  <languageCommunication>
    <templateId root="1.3.6.1.4.1.19376.1.5.3.1.2.1"/>
    <languageCode code="en-US"/>
  </languageCommunication>
  <title>ADR Response Supported Claim Documentation</title>
  <confidentialityCode code="V" codeSystem="2.16.840.1.113883.5.25" codeSystemName="Confidentiality"
displayName="Very Restricted"/>
  <effectiveTime value="20100319083838-0500"/>
  <recordTarget>
    <patientRole>
      <id extension="12345" root="2.16.840.1.113883.3.933"/>
      <addr>
        <streetAddressLine>NA</streetAddressLine>
        <city>NA</city>
        <state>NA</state>
        <postalCode>NA</postalCode>
        <country>NA</country>
      </addr>
      <patient>
        <name>
          <prefix>NA</prefix>
          <given>NA</given>
          <family>NA</family>
        </name>
        <administrativeGenderCode code="F"
codeSystem="2.16.840.1.113883.5.1"/>
        <birthTime value="19600127"/>
      </patient>
    </patientRole>
  </recordTarget>
  <author>
    <templateId root="1.3.6.1.4.1.19376.1.2.20.1"/>
    <time value="19990522"/>
    <assignedAuthor>
      <id extension="11111111" root="1.3.5.35.1.4436.7"/>
      <assignedPerson>
        <name>
          <prefix>NA</prefix>
          <given>NA</given>
          <family>NA</family>
          <suffix>NA</suffix>
        </name>
      </assignedPerson>
      <representedOrganization>
        <id extension="aaaaabbbbb" root="1.3.5.35.1.4436.7"/>
        <name>NA</name>
      </representedOrganization>
    </assignedAuthor>
  </author>
  <author>
    <templateId root="1.3.6.1.4.1.19376.1.2.20.2"/>
    <time value="20050329224411+0500"/>
```

```

<assignedAuthor>
  <id root="1.3.6.4.1.4.1.2835.2.1234"/>
  <assignedAuthoringDevice>
    <code code="CAPTURE" displayName="Image Capture" codeSystem="
1.2.840.10008.2.16.4" />
    <manufacturerModelName>NA</manufacturerModelName>
    <softwareName>NA</softwareName>
  </assignedAuthoringDevice>
  <representedOrganization>
    <id root="1.3.6.4.1.4.1.2835.2"/>
    <name>SOME Scanning Facility</name>
    <addr>
      <streetAddressLine>NA</streetAddressLine>
      <city>NA</city>
      <state>NA</state>
      <postalCode>NA</postalCode>
      <country>NA</country>
    </addr>
  </representedOrganization>
</assignedAuthor>
</author>
<dataEnterer>
  <templateId root="1.3.6.1.4.1.19376.1.2.20.3"/>
  <time value="20050329224411+0500"/>
  <assignedEntity>
    <id extension="22222222" root="1.3.6.4.1.4.1.2835.2"/>
    <assignedPerson>
      <name>
        <prefix>NA.</prefix>
        <given>NA</given>
        <family>NA</family>
      </name>
    </assignedPerson>
  </assignedEntity>
</dataEnterer>
<custodian typeCode="CST">33333
  <time value="19990522"/>
  <signatureCode code="S"/>
  <assignedEntity>
    <id extension="11111111" root="1.3.5.35.1.4436.7"/>
    <assignedPerson>
      <name>
        <prefix>NA</prefix>
        <given>NA</given>
        <family>NA</family>
        <suffix>NA</suffix>
      </name>
    </assignedPerson>
  </assignedEntity>
</legalAuthenticator>
<documentationOf>
  <serviceEvent>
    <effectiveTime>
      <low value="19800127"/>
      <high value="19990522"/>
    </effectiveTime>
  </serviceEvent>
</documentationOf>
<component>
  <nonXMLBody>
    <text mediaType="application/pdf" representation="B64">
1PD94bWwgdmVyc2lvLKDJFLKDFKAASDOl34396Zz0iVVVRLTgiPz4NCjxDbGluaWNhbERvY3VtZW5
    </text>
  </nonXMLBody>

```

`</component>`
`</ClinicalDocument>`

16 APPENDIX C: TEST CASES

The following table provides test cases for HIHs. HIHs are required to submit the request and response XMLs for each scenario in one single file to QSSI for verification.

Table25: Test Cases

Test Case #	Test Case Description	Scenario and Steps	Expected Result
1	The esMD Gateway will ensure that the HIH is CMS on-boarded, by validating its Home Community ID (OID) in the XDR deferred document submission request against the esMD database.	1a. HIH OID is valid Step: HIH sends a submission request with correct HIH OID.	a. esMD Gateway will read the HIH Home Community ID (OID) from the Assertions attributes. b. The XDR deferred document submission request will proceed with further validation steps in the esMD Application.
		1b. HIH OID is invalid/HIH not on-boarded Steps: HIH sends a submission request with incorrect HIH OID.	The esMD Gateway will respond to the submitting HIH with the 'XDSHOIdDoesNotMatch' error in XDR deferred document submission response message. The esMD Transaction ID, Unique ID and Message IDs will be sent back to the HIH along with the failed status message in the response.
2	The esMD Gateway will validate the participation of the intended recipient (Review Contractor) by validating its Home Community ID (OID) in the XDR deferred document submission request against the esMD database.	2a. Intended Recipient OID is valid Step: HIH sends a submission request with correct Intended Recipient OID.	a. esMD reads the Review Contractor's Home Community ID (OID) from the Assertions attributes. b. The XDR deferred document submission request will proceed with further validation steps in the esMD Application.
		2b. Intended Recipient OID is invalid Step: HIH sends a submission request with incorrect Intended Recipient OID.	The esMD Gateway will respond to the submitting HIH with the 'XDSHOIdDoesNotMatch' error in XDR deferred document submission response message. The esMD Transaction ID, Unique ID and Message IDs will be sent back to the HIH along with the failed status message in the response.
3	To avoid duplicate submission, esMD Gateway will validate the uniqueness of the XDR deferred document submission request by validating the Unique ID against the esMD database.	3a. Unique Submission Request. Step: HIH sends a submission request with a Unique ID in the HTTP Header SAML Assertions.	The XDR deferred document submission request will proceed with further validation steps in the esMD Application.
		3b. Duplicate Submission Request. Step: HIH sends a submission request with a Unique ID in the HTTP Header SAML Assertions, which	The esMD Gateway will respond to the submitting HIH with the 'XDSDuplicateUniqueIdInRegistry' error in XDR deferred document submission response message. The esMD Transaction ID, Unique ID and Message IDs will be sent back to the HIH along with the failed status message in the

Test Case #	Test Case Description	Scenario and Steps	Expected Result
		were previously sent.	response.
4	The esMD Gateway will validate the conformance of XDR message Submission Set and Document Set metadata attributes (as mentioned in the esMD Implementation Guide) in the XDR deferred document submission request sent by the HIH.	4a. XDR Conformant message. Step: HIH sends a submission request with XDR Submission Set and XDR Document Set attributes as per Implementation Guide specifications.	The XDR deferred document submission request will proceed with further validation steps in the esMD Application.
		4b. XDR non – conformant message. Step: HIH sends a XDR deferred document submission request with XDR Submission Set and/or XDR Document Set metadata attributes missing.	The esMD Gateway will respond to the submitting HIH with the 'XDSRegistryMetadataError' in XDR deferred document submission response message. The esMD Transaction ID, Unique ID and Message IDs will be sent back to the HIH along with the failed status message in the response.
5	The esMD Gateway will validate the esMD affinity values (Class Code, Type Code, Format Code, Healthcare Facility Type Code, Confidentiality Code -- as defined in the esMD Implementation Guide) in the submitted XDR Message of the XDR deferred document submission request against the esMD database.	5a. esMD affinity codes are conformant. Step: HIH sends a submission request with the esMD affinity values in the XDR Message consistent with those specified in the esMD Implementation Guide.	The XDR deferred document submission request will proceed with further validation steps in the esMD Application.
		5b. esMD affinity codes are non-conformant. Steps: HIH sends a submission request with the esMD affinity code values incorrect/missing.	The esMD Gateway will respond to the submitting HIH with the 'XDSRegistryMetadataError' in XDR deferred document submission response message. The esMD Transaction ID, Unique ID and Message IDs will be sent back to the HIH along with the failed status message in the response.
6	The esMD Gateway will validate the presence of the C62 payload (PDF document/s) in the XDR deferred document submission request.	6a. Payload present Step: HIH sends a submission request with the payload present.	The XDR deferred document submission request will proceed with further validation steps in the esMD Application.
		6b. Payload not present. Step: HIH sends a submission request	The esMD Gateway will respond to the submitting HIH with the 'XDSMissingDocument' error message in XDR deferred document submission response message. The esMD

Test Case #	Test Case Description	Scenario and Steps	Expected Result
		without a payload.	Transaction ID, Unique ID and Message IDs will be sent back to the HIH along with the failed status message in the response.
7	Upon successful transmission of the XDR deferred document submission request by the HIH Gateway, esMD Gateway will send a HTTP 200 acknowledgement (1 st message) to the HIH gateway.	7a. HTTP 200 Acknowledgement. Step: HIH sends a XDR deferred document submission request to the esMD Gateway.	The esMD Gateway will respond to the submitting HIH Gateway with a HTTP 200 transmission acknowledgement.
8	Upon conformance and validation checks, and submission of the payload to the CMS ECM Repository, esMD Gateway will send the status and notification message (2 nd message) to the HIH Gateway.	8a. Delivery to ECM notification. Step: HIH sends a XDR conformant deferred document submission request to the esMD Gateway.	a. The conformance and validation check is successful, and the payload is submitted to CMS ECM Repository. b. The esMD Gateway will respond to the submitting HIH Gateway with a successful conformance and validation status, and a successful XDR deferred document submission response message.
		8b. Failed delivery to ECM notification. Step: HIH sends a XDR non-conformant submission request to the esMD Gateway.	a. The conformance and validation check is failed and the payload is not submitted to CMS ECM Repository. b. The esMD Gateway will respond to the submitting HIH Gateway with a failed conformance and validation status, and a failed XDR deferred document submission response message.
9	The esMD Gateway will send a notification message (3 rd message) to the HIH after the review contractor (Intended Recipient) picks up the submitted payload from the CMS ECM Repository.	9 a. Review Contractor pickup notification. Step: HIH sends a XDR conformant submission request to the esMD.	a. The review contractor (Intended Recipient) picks up the payload from the ECM Repository. b. The esMD Gateway responds to the submitting HIH Gateway with a review contractor (Intended Recipient) pickup response message.

17 APPENDIX D: TYPES OF TESTS FOR HIHS

This section provides descriptions and details for the five phases of testing that need to be performed by the HIHs during the testing of their gateways with the CMS esMD Gateway. Successful completion of these tests is essential for the HIHs before they are declared production-ready.

The five phases of testing are as follows:

- Connectivity Test in Validation Environment (Performed using SoapUI tool and HIH gateway).
- Functionality Test in Validation Environment (Performed using the HIH application and HIH gateway & not through SoapUI tool).
- End-to-End Test in Validation Environment (performed using the HIH application and HIH gateway involving Review Contractor & not through SoapUI tool).
- Connectivity Test in Production Environment (Performed using SoapUI tool and HIH Gateway).
- End-to-End Test in Production Environment (performed using the HIH application and HIH gateway involving Review Contractor & not through SoapUI tool).

The paragraphs below explain the above tests in detail.

17.1 Connectivity Test in the Validation Environment Using SOAP UI Tool

Tests are performed in this area to confirm connectivity between the HIH Gateway and the CMS esMD Gateway. Confirmation of connectivity between the two gateways is essential before the CMS esMD Gateway can receive and process the XDR deferred document submission requests sent from the HIH Gateway. For details on how to configure SoapUI, please, refer to Appendix D.

17.1.1 Testing Inbound Connection (HIH Gateway to CMS esMD Gateway)

The purpose of this test is to ensure inbound connectivity between the HIH Gateway and the CMS esMD Gateway using HIH IP Address validation at the CMS AT&T Router, CMS Firewalls, and TLS Mutual Certificate Authentication.

17.1.1.1 Inbound Telnet Test

The purpose of this sub-test is to verify whether the inbound network connection between the HIH Gateway and the CMS esMD Gateway were established by doing the simple telnet test from the HIH Gateway. Under this test, the HIH IP address Inbound Configurations at the CMS AT&T Router/CMS Firewall will be verified.

Pre-requisite:

- Participating HIHs will submit their public facing IP address to CMS/QSSI esMD Team 7 weeks before the scheduled testing date. This is submitted via the HIH Introductory Details form. ***Any changes to the IP address after submission to the CMS/QSSI esMD Team could possibly cause a delay in testing and may result in the HIH being moved to the next quarterly onboarding group.** The HIH will verify with their firewall team whether their environment might need HIH outbound (HIH to CMS esMD Gateway) IP address NATing to CMS esMD Gateway. CMS esMD inbound IP address for 'esmdg.cms.cmsval' will be shared by esMD HIH coordinators.
- The CMS/QSSI esMD Gateway Contractor, CMS CITIC contractor, and AT&T teams will process and configure the HIH IP address routing rules in the CMS AT&T router and CMS firewalls to allow the traffic from the HIH Gateway.

The following is a sequence of events at this level:

1. The QSSI esMD Team arranges a conference call with the HIH and the CMS CITIC contractor.
2. During the conference call, HIHs set up a telnet session between their gateway and the AT&T/CMS Firewall.
3. The CMS CITIC contractor watches over the incoming traffic from the HIH Gateway at the AT&T/CMS firewall level and confirms the inbound telnet connectivity.
4. HIH Gateway and Firewall teams will confirm the inbound telnet connectivity test at HIH end.

A successful telnet session indicates established inbound telnet connectivity between the HIH network and the CMS network.

17.1.1.2 HIH Mutual TLS Certificate Authentication

Based upon a successful Telnet session (step 17.1.1.1- inbound telnet test), this step is performed during the same conference call, or a different conference call, depending upon the availability of resources from the QSSI esMD Team, the CMS CITIC contractor, and the HIH.

Pre-requisite:

- Participating HIHs will submit their Gateway Certificate Authority Public Certificate to the CMS/QSSI esMD Team 7 weeks before the scheduled testing date. ***Any changes to the CA certificate after submission to the CMS/QSSI esMD Team could possibly cause a delay in testing and may result in the HIH being moved to the next quarterly onboarding group.**
- The CMS/QSSI esMD Gateway Contractor, CMS CITIC contractor, and AT&T teams configure the HIH IP address routing rules in the CMS AT&T router and CMS firewalls to allow traffic from the HIH Gateway.
- HIH Gateway domain configuration will have esMD specific TLS CIPHER Suites with FIPS Mode. The CMS CIPHER Suites will be added in the future.

The following are the sequence of events at this level:

1. The HIH submits the XDR deferred document submission request to the CMS esMD Gateway using the SoapUI tool.
2. The HIH TLS mutual Certificate authentication will occur between the HIH Gateway and the CMS esMD environment in two levels:
 - Mutual authentication between the CMS SSLM appliance and the HIH Gateway;
 - TLS Cipher Suite validation between the CMS SSLM appliance and the HIH Gateway; and
 - HIH Certificate validation at the CMS esMD Gateway.
- The successful mutual authentication between the HIH Gateway and the CMS esMD Gateway will get an HTTP 200 Acknowledgment from the esMD Gateway to the HIH Gateway. The HIH will submit the test results to the QSSI esMD Team for confirmation.
- The QSSI esMD Team and the CMS CITIC contractor will confirm the successful incoming mutual authentication.

17.1.1.3 Confirmation of Metadata Validation and Request Processing

The purpose of this step is to confirm successful metadata validation and request processing by the CMS esMD Gateway. The QSSI esMD Team along with CMS CITIC Contractor analyze the gateway and adaptor logs (along with database) to confirm metadata validation and request processing. If any anomalies are found, they are reported to the HIH.

17.1.1.4 Confirmation of Metadata Persistence in the esMD Database

In this step, QSSI esMD DBA team analyzes the database for successful persistence of the audit events and data sent by the HIHs. All transaction related audit events and metadata persistence will be verified. Any errors or exceptions found are reported to the HIHs.

Also, esMD system will send the errors and exceptions as a part of esMD response message. These errors and exceptions can be found in the HIH esMD Gateway logs.

17.1.2 Testing Outbound Connection (CMS esMD Gateway to HIH Gateway)

The purpose of this test is to verify if the outbound connections are establishing between the CMS esMD Gateway and the HIH Gateway.

17.1.2.1 Outbound Telnet Test

The purpose of this sub-test is to verify whether the outbound network connection between the HIH Gateway and CMS esMD Gateway were established by doing the simple telnet test from the CMS esMD Gateway. Under this test, the HIH IP address outbound configurations at the CMS AT&T Router/CMS Firewall will be verified.

Pre-requisite:

- Participating HIHs will configure their firewall to allow the CMS esMD Gateway IP address prior to the scheduled testing date. The CMS esMD Gateway outbound IP address will be shared by esMD HIH coordinators.
- The HIH will verify with their firewall team if their gateway has the NATing for the inbound request coming from the CMS esMD Gateway.

The following is a sequence of events at this level:

- The QSSI esMD Team arranges a conference call with the HIH and the CMS CITIC contractor.
- During the conference call, the esMD Team performs the telnet connection between the CMS esMD Gateway and the HIH Gateway.
- The HIH firewall team monitors the incoming traffic from the esMD Gateway at their firewall and confirms the outbound telnet connectivity.

A successful telnet session indicates established outbound telnet connectivity between the esMD Gateway and the HIH network.

This step is carried out in parallel to the Step 17.1.1.1 (inbound telnet test). A telnet session is set up to check the connectivity between the CMS esMD Gateway and the HIH Gateway. A successful telnet session confirms connectivity between the two gateways.

17.1.2.2 Confirmation of Receiving the First Notification

Based on the results of the validations mentioned below, an asynchronous XDR Response message is sent to the HIH Gateway by the CMS esMD Gateway:

- Validation of the syntax;
- Validation of the semantics with the esMD affinity domain values;
- Validation for duplicate Unique ID;
- Validation of the participation of intended recipient (i.e., the review contractor); and
- Validation of the HIH OID.

The response message could take anywhere from less than 1 minute up to 10 minutes based on the size of attachment (i.e., the payload). Confirmation of receipt of this notification message by the HIH indicates a success scenario.

Completion of all the above steps successfully confirms connectivity between the HIH Gateway and the CMS esMD Gateway. A congratulatory email is sent by QSSI to the HIH indicating this success.

17.2 Functionality Testing in the Validation Environment (Testing with HIH Gateway Application)

Tests in this phase are performed to confirm that the HIH application will send proper metadata and payload (PDFs) to the CMS esMD Gateway using their esMD application and esMD HIH Gateway. The esMD Gateway validates and processes the metadata and will deliver payload to the ECM repository.

The purpose of this phase of testing is to test different functionality case scenarios to ensure the HIH Gateway is getting the proper acknowledgements, notifications, and error messages, if any, back from the CMS esMD Gateway.

HIHs should refer to the test cases in Appendix B of this Guide, run the tests, and send the requests and response messages (i.e., results) to the esMD Team via the HIH coordinator. The esMD Team will analyze and report the results to the HIH.

17.2.1 Inbound Tests (HIH to CMS esMD Gateway)

The purpose of this test is to establish that the HIH Gateway is able to connect through their application and to verify that the HIH Gateway is able to establish the connection without using the SoapUI.

17.2.1.1 Validate Metadata and Request Processing

The XDR deferred document submission request is submitted by the HIH using its gateway application (and not SoapUI). The QSSI esMD Team analyzes the gateway and adaptor logs to confirm metadata validation and request processing. If any anomalies are found, they are reported to the HIH.

17.2.1.2 Metadata Persistence in the esMD Database

In this step, the QSSI esMD DBA team analyzes the database for successful persistence of the data sent by the HIHs. All transaction related audit events, submission related audit events, and metadata value persistence are checked for persistence. Any errors found are reported to the HIH.

17.2.1.3 Delivery to ECM

In this step, the QSSI esMD Team confirms the payload delivery to the CMS ECM repository.

17.2.2 Outbound Tests (HIH to CMS esMD Gateway)

Delivery of the first notification response (about payload delivery to the ECM) to the HIH Gateway from the CMS esMD Gateway confirms a successful scenario.

At the end of the Functionality Testing, a congratulatory email is sent by the QSSI esMD Team to the participating HIH.

17.3 End to End Testing in the Validation Environment (Testing with HIH Gateway Application & Not SOAP UI)

Tests in this phase are performed to ensure the HIH's submitted metadata is validated and delivered to the ECM and, ultimately, delivered on to the review contractor. In addition, this testing will ensure that once the review contractor picks up the submitted documents, the notification will be sent back to the HIH regarding the pickup status.

17.3.1 Testing With an Assigned Review Contractor

In advance of this step, the HIH is provided with review contractor OIDs, test claim IDs, and test case IDs by the HIH Coordinator. Any test PDF payloads are used in this testing.

In this step, the HIH sends the XDR deferred document submission request using their gateway application to the CMS esMD Gateway.

The HIH coordinator facilitates communication with involved review contractors to retrieve XML and PDF payloads. The HIH coordinator will record the results of testing and share with the HIH technical lead.

17.3.2 Receipt of Second Notification (Review Contractor Pickup)

After sending the XDR deferred document submission request to the CMS esMD Gateway (step 2.3.1 above), it is verified if the HIH received the second notification from the CMS esMD Gateway. Receipt of the second notification response (review contractor pick-up) confirms and concludes a successful end-to-end testing.

17.4 Connectivity Test in the Production Environment

The same steps outlined in section 17.1 are followed with this phase of testing in the production environment.

17.5 End to End Testing in the Production Environment

The same steps outlined in section 17.3 are followed with this phase of testing in the production environment.

18 APPENDIX E: SOAP UI CONFIGURATION

The purpose of this section is to provide the HIH with instructions for how to setup the SoapUI in their environment. The HIH must configure the SoapUI in order to use the SoapUI test cases provided by QSSI. The SoapUI is necessary to allow the HIH to perform the connectivity testing. The HIH will submit the test through the SoapUI using their esMD Gateway establishing a connection to the CMS esMD Gateway.

For more detailed step-by-step instructions, please, refer to the esMD SharePoint site in the "How To" Guides folder.

Download and Initial Configuration

- A. Download and install SoapUI 3.5.1 from <http://sourceforge.net/projects/soapui/files/soapui/3.5.1>
- B. After SoapUI has been installed, perform the following steps to complete the configuration:
 1. Launch SoapUI;
 2. Select the File -> Preferences option;
 3. Make sure the HTTP version is set to 1.1;
 4. Enter "300000" into the Socket Timeout field;
 5. Press the "OK" button; and
 6. Select the File -> Save Preferences menu option.
- C. Download the sample SOAP message from QSSI esMD SharePoint site. Please, note that only authorized HIHs can access SharePoint. If you are an authorized HIH and do not have access to SharePoint, please, contact the CMS esMD Help Desk (CMSesMDHelpdesk@qssinc.com).

Test Execution

The following steps outline the actions required to execute the Soap UI test.

1. Start Application Server on the Gateway machine and verify all desired applications are deployed.
2. Start the SoapUI application from the Soap UI Installation Directory.
3. Open the EndToEndSelfTest SoapUI project by selecting File->Import Project and navigate to the SoapUI Validation Suite Installation directory and select EndToEndSelfTest-soapui-project.xml.
4. Navigate to EndToEndSelfTest SoapUI project and change following custom properties before running the test:
LocalAA = HIH's OID
LocalHCID = HIH's OID
RemoteAA = CMS Val Gateway's OID
RemoteHCID = CMS Val Gateway's OID
5. Navigate to the EndToEndSelfTest TestSuite -> XDR Async -> Test Steps (1) -> EntityXDRRequest and double click it to open Soap message in XML Editor and change the Unique ID before running the test:
(i.e.,
 <urn1:assertion>
 <urn1:id>[UniqueID]</urn1:id>

 </urn1:assertion>)
6. In the right panel (footer area) of the Soap UI tool, click on 'WS-A' button and change MessageID property before running the test:

Remember to change the UniqueID and Message ID before executing any test from the SoapUI tool.

19 APPENDIX F: SUBMISSION GUIDELINES FOR CERTIFIED HIHS

The esMD Gateway is built using the CONNECT software, which has a file size limitation of 19 MB per each submission. This file size of 19 MB includes the SOAP envelope packaging, the metadata, and the encoded PDF document. HIHs need to make sure the PDF payload should be **no more than 14 MB prior to encoding**.

Starting esMD R1.3.3, submission requests with a payload size more than 19MB shall be rejected.

20 APPENDIX G: PMD PA Reason Identifiers and Statements

Table26: PMD PA Reason Codes - 7 Element Order

Reason Code	7-Element Order
PMD1A	The documentation submitted for review does not include a 7-element order.
PMD1B	The 7-element order is illegible.
PMD1C	The imaged copy of the 7-element order is of poor quality and is, thereby, illegible.
PMD1D	The 7-element order is missing the beneficiary's name.
PMD1E	The 7-element order contains an incorrect beneficiary's name.
PMD1F	The 7-element order is missing the description of the power mobility device being ordered.
PMD1G	The 7-element order is missing the date of face-to-face examination.
PMD1H	The 7-element order contains an invalid date of the face-to-face examination.
PMD1I	The 7-element order is missing pertinent diagnosis/condition(s) that are directly related to the need for the power mobility device.
PMD1J	The 7-element order is missing the length of need.
PMD1K	The 7-element order is missing the treating physician's signature.
PMD1L	The 7-element order contains a physician's signature, which does not comply with the CMS signature requirements.
PMD1M	The 7-element order is missing the date the treating physician signed the order.
PMD1N	The 7-element order contains an invalid date of when the treating physician signed the order.
PMD1O	The supplier did not receive a valid copy of the 7-element order within 45 days of the completion date of the face-to-face examination.
PMD1P	The 7-element order was obtained before the face-to-face examination was completed.
PMD1Q	It is undetermined who completed all sections of the 7-element order.
PMD1R	Some or all elements of the 7-element order were not completed by the treating physician.
PMD1S	The 7-element order is combined with the detailed product description (DPD). The 7-element order should be received prior to the supplier preparing the DPD.
PMD1T	The ordering physician is a Podiatrist (DPM) or Chiropractor (DC).
PMD1U	The 7-element order contains corrections/changes that do not comply with accepted record keeping principles.
PMD1V	The 7-element order requires a date stamp (or equivalent) to document the receipt date of the order by the supplier.
PMD1Z	The 7-element order, other (please see hard copy letter).

Table27: PMD PA Reason Codes - General Face-to-Face Exam/Medical Records

Reason Code	General Face to Face Exam/Medical Records
PMD2A	The documentation submitted for review does not include a face-to-face mobility examination.
PMD2B	The face-to-face examination requires a date stamp (or equivalent) to document the receipt date of the examination by the supplier.
PMD2C	The face-to-face examination received was insufficient to establish that one of the major reasons for the examination was for a mobility evaluation.
PMD2D	The face-to-face examination did not specify objective measurements of the beneficiary's limitations for performing mobility related activities of daily living.
PMD2E	Claims history indicates the beneficiary has received a similar power mobility device (PMD) within the past five years. The documentation does not provide evidence that the beneficiary has had a change in their medical condition that meets the medical necessity for the requested PMD.
PMD2F	Claims history indicates the beneficiary has same or similar durable medical equipment as what is requested. The documentation received does not indicate the rationale for the new power mobility device requested.
PMD2G	The documentation does not support that the beneficiary's power mobility device has not reached its reasonable useful lifetime and does not support that it was lost, stolen or

Reason Code	General Face to Face Exam/Medical Records
	irreparably damaged in a specific incident.
PMD2H	The face-to-face examination or other medical documentation received indicates the beneficiary's primary need for the power mobility device is to be used outside of their home.
PMD2I	The face-to-face examination indicates there is a physical or mental deficit that is not explained that may prevent the safe use of the power mobility device.
PMD2J	The face-to-face examination and other medical records submitted for review contain conflicting information.
PMD2K	The face-to-face examination has been completed on a limited space template with insufficiently detailed or incomplete narrative from the physician. This template may be used to assist in documenting the face-to-face examination, however information must either be sufficiently completed on the form or be documented in the physician's other medical records provided.
PMD2L	The face-to-face examination was not completed by the same practitioner that signed the 7-element order.
PMD2M	The face-to-face examination was not completed prior to the treating physician writing 7-element order.
PMD2N	The supplier did not receive a valid copy of the face-to-face examination within 45 days of the completion date.
PMD2O	The face-to-face documents contain corrections/changes that do not comply with accepted record keeping principles.
PMD2P	The face-to-face examination contains a physician's signature which does not comply with the CMS signature requirements.
PMD2Q	The face-to-face examination was not signed; therefore, the identity and credentials of the author cannot be authenticated.
PMD2Z	The face-to-face examination, other (please see hard copy letter).

Table 28: PMD PA Reason Codes - LCD Criteria Specifics

Reason Code	LCD Criteria Specific
PMD3A	The face-to-face examination does not specify the beneficiary's mobility limitations that would establish significant impairment to participate in mobility-related activities of daily living (MRADLs) within their home.
PMD3B	The face-to-face examination does not indicate the beneficiary's mobility limitation cannot be sufficiently and safely resolved by the use of an appropriately fitted cane or walker.
PMD3C	The face-to-face examination fails to specify that the beneficiary's limitation of upper extremity function is insufficient to self-propel an optimally-configured manual wheelchair in the home in order to perform mobility-related activities of daily living (MRADLs).
PMD3D	The face -to-face examination does not indicate the beneficiary is able to safely transfer to and from the power mobility device.
PMD3E	The face -to-face examination does not indicate the beneficiary is able to operate the tiller steering system of the power mobility device.
PMD3F	The face -to-face examination does not indicate the beneficiary is able to maintain postural stability and position while operating the power mobility device in their home.
PMD3G	The face-to-face examination does not specify that the beneficiary has the physical and mental capability to safely operate the power mobility device being requested.
PMD3H	The beneficiary's weight does not meet the weight capacity for the power mobility device being requested.
PMD3I	The face-to-face examination does not indicate the use of the power mobility device (PMD) will significantly improve the beneficiary's ability to participate in mobility related activities of daily living (MRADLs) and the beneficiary will use the PMD in their home.
PMD3J	The face-to-face examination indicates the beneficiary has expressed an unwillingness to use the power mobility device in the home.
PMD3K	The face-to-face examination does not specify that the beneficiary has the physical and mental capability to safely operate the power mobility device being requested.

Reason Code	LCD Criteria Specific
PMD3L	The face-to-face examination does not indicate that the caregiver who will be operating the power mobility device is unable to adequately propel an optimally configured manual wheelchair.
PMD3M	The face-to-face examination indicates that the beneficiary is unable to safely operate the power mobility device; however, the documentation does not indicate the caregiver is available, willing, and able to safely operate the power mobility device requested.
PMD3N	The beneficiary's weight does not meet the weight capacity for the power mobility device requested.
PMD3O	The face-to-face examination does not indicate the use of the power mobility device will significantly improve the beneficiary's ability to participate in mobility related activities of daily living (MRADLs) and the beneficiary will use the power mobility device in their home.
PMD3P	The face-to-face examination indicates the beneficiary has expressed an unwillingness to use the power mobility device in the home.
PMD3Q	The documentation does not indicate that the beneficiary requires a drive control interface, other than a hand or chin-operated standard proportional joystick, or that the beneficiary meets the coverage criteria for a power tilt or power recline seating system, and the system is being used on the power mobility device.
PMD3R	The specialty evaluation does not document the medical necessity for the power mobility device and its special features.
PMD3S	The documentation does not indicate that the beneficiary meets coverage criteria for a power tilt and recline seating system, and the system is being used on the power mobility device, or that the beneficiary uses a ventilator which is mounted on the power mobility device.
PMD3T	The documentation does not indicate the beneficiary's mobility limitations are due to a neurological condition, myopathy, or congenital skeletal deformity.
PMD3U	The documentation does not support that the beneficiary is expected to grow in height.
PMD3V	The medical record does not contain the beneficiary's weight.
PMD3Z	The documentation in the face-to-face examination related to the LCD (please see hard copy letter).

Table 29: PMD PA Reason Codes - Detailed Product Descriptions

Reason Code	Detailed Product Description
PMD4A	The documentation submitted for review does not include a detailed product description.
PMD4B	The detailed product description is missing the beneficiary's name.
PMD4C	The detailed product description contains an incorrect beneficiary's name.
PMD4D	The detailed product description is missing the physician identification information.
PMD4E	The detailed product description contains incorrect physician identification information.
PMD4F	The detailed product description is illegible.
PMD4G	The imaged copy of the detailed product description is of poor quality and is illegible.
PMD4H	The detailed product description contains insufficient detail to properly identify the item(s) to be dispensed in order to determine they are properly coded.
PMD4I	The detailed product description contains a physician's signature that does not comply with the CMS signature requirements.
PMD4J	The detailed product description is not dated by the physician.
PMD4K	The detailed product description is missing a date stamp (or equivalent) indicating when it was received by the supplier from the physician.
PMD4L	The detailed product description is invalid as it was prepared prior to the date the 7-element order was received by the supplier.
PMD4M	The detailed product description contains corrections/changes that do not comply with accepted record keeping principles.
PMD4N	The detailed product description contains a Healthcare Common Procedure Coding System (HCPCS) code that is not consistent with the narrative description of the power mobility device as assigned by the Medicare Pricing, Data Analysis, and Coding (PDAC).

Reason Code	Detailed Product Description
PMD4O	The detailed product description contains a power mobility device that has not been coded by the Medicare Pricing, Data Analysis, and Coding (PDAC) contractor at the time of the request.
PMD4P	The detailed product description is not signed and dated by the physician.
PMD4Z	The detailed product description, other (please see hard copy letter). <i>The detailed product description (explain identified problem with the DPD)</i>

Table 30: PMD PA Reason Codes - Medical Records

Reason Code	Medical Records
PMD5A	The medical record documentation received was illegible.
PMD5B	The imaged copy of the medical record documentation is of poor quality and is illegible.
PMD5C	The medical documentation is missing a physician's signature; therefore, the identity and credentials of the author cannot be authenticated.
PMD5D	The medical documentation contains an illegible signature and no signature log or attestation statement was submitted; therefore, the identity and credentials of the author cannot be authenticated.
PMD5E	The medical record contains corrections/changes that do not comply with accepted record keeping principles.
PMD5F	The medical record documentation contains a physician's signature that does not comply with the CMS signature requirements.
PMD5G	The medical record does not contain the beneficiary's weight.
PMD5Z	The medical record documentation, other (please see hard copy letter).

Table 31: PMD PA Reason Codes - Assistive Technology Professional

Reason Code	Assistive Technology Professional
PMD6A	The documentation does not include verification that the supplier's Assistive Technology Professional has a current Rehabilitation Engineering and Assistive Technology Society of North America (RESNA) certification.
PMD6B	The documentation does not provide evidence that a Rehabilitation Engineering and Assistive Technology Society of North America (RESNA) certified professional, employed by the supplier, had direct in-person involvement in the selection of the power mobility device for this beneficiary.
PMD6C	The documentation for the Assistive Technology Professional contains corrections/changes that do not comply with accepted record keeping principles.
PMD6Z	The documentation for the Assistive Technology Professional, other (please see hard copy letter).

Table 32: PMD PA Reason Codes - LCMP/PT/OT

Reason Code	LCMP/PT/OT
PMD7A	The documentation does not include a signed and dated attestation by the supplier or licensed/certified medical professional (LCMP) stating they have no financial relationship with the supplier.
PMD7B	The documentation does not include a specialty evaluation performed by a licensed/certified medical professional (LCMP), such as a physical therapist (PT) or occupational therapist (OT), or a physician who has specific training and experience in rehabilitation wheelchair evaluations, and who has no financial relationship with the supplier.
PMD7C	The specialty evaluation completed by the licensed/certified medical professional (LCMP) did not have evidence of concurrence by the treating physician's documentation or by the treating

Reason Code	LCMP/PT/OT
	physician's dated signature; therefore, the evaluation was not taken into consideration as part of the face-to-face examination.
PMD7D	The treating physician did not state concurrence with the licensed/medical professional (LCMP) evaluation, either in the face-to-face documentation or by indicating concurrence with a dated signature on the LCMP evaluation.
PMD7E	The attestation by the licensed/certified medical professional (LCMP) contains corrections/changes that do not comply with accepted record keeping principles.
PMD7F	The specialty evaluation by the licensed/certified medical professional (LCMP) contains corrections/changes that do not comply with accepted record keeping principles.
PMD7Z	The licensed/certified medical professional (LCMP), other (please see hard copy letter).

Table 33: Miscellaneous PMD PA Reason Codes

Reason Code	Other
PMD8A	An affirmative decision was made on a previously submitted prior authorization request for this beneficiary.
PMD8B	No determination letter was sent to the supplier due to insufficient identification information.
PMD8C	No determination letter was sent to the physician due to insufficient identification information.
PMD8D	No determination letter was sent to the beneficiary due to insufficient identification information.
PMD8Z	The documentation, other (please see hard copy letter).

Table 34: Rejection/Invalid PAR Reason Codes

Reason Code	Rejection/Invalid PAR
PMD9A	The beneficiary does not reside in this jurisdiction. Please resubmit your request to Jurisdiction-A at NHIC, P.O. Box 9170, ATTN: Prior Authorizations, Hingham, MA 02043 or fax to 781-383-4519.
PMD9B	The beneficiary does not reside in this jurisdiction. Please resubmit your request to Jurisdiction-B at National Government Services, Inc. Attn: Medical Review-PMD Prior Authorization Request P.O. Box 7018, Indianapolis, IN 46207-7018 or fax to 317-841-4414.
PMD9C	The beneficiary does not reside in this jurisdiction. Please resubmit your request to Jurisdiction-C at CGS-DME Medical Review-Prior Authorization, P.O. Box 24890, Nashville, TN 37202-4890 or fax to 615-664-5960.
PMD9D	The beneficiary does not reside in this jurisdiction. Please resubmit your request to Jurisdiction-D at Noridian Administrative Services, Attn: DME-MR PAR, PO BOX 6742, Fargo ND 58108-6742 or fax to (701) 277-7891.
PMD9E	The beneficiary resides in a state that is not included in the Power Mobility Device Demonstration. States included in the demonstration include California, Illinois, Michigan, New York, North Carolina, Florida, and Texas.
PMD9F	This is a duplicate prior authorization request.
PMD9G	An error occurred during the fax transmission of the prior authorization request, and it is unable to be processed.
PMD9H	The documentation does not specify the base code of the power mobility device requested.
PMD9I	The base code of the power mobility device (PMD) requested is not a code that is specific to the PMD Demonstration Project.
PMD9J	The Power Mobility Demonstration applies to initial requests for specific base codes with the physician orders dated on or after September 1, 2012.
PMD9Z	The prior authorization request, other (please see hard copy letter).