

The Centers for Medicare & Medicaid Services' Office of Research, Development, and Information (ORDI) strives to make information available to all. Nevertheless, portions of our files including charts, tables, and graphics may be difficult to read using assistive technology.

Persons with disabilities experiencing problems accessing portions of any file should contact ORDI through e-mail at ORDI_508_Compliance@cms.hhs.gov.

**Chartbook: Medicaid Pharmacy
Benefit Use and Reimbursement
in 2007**

May 31, 2011

Ann D. Bagchi
James Verdier
Dominick Esposito



MATHEMATICA
Policy Research, Inc.

This page has been left blank for double-sided copying.

Contract Number: HHSM-500-2005-000251,
Task Order 0003, Task 12

Mathematica Reference Number:
06363.347

Submitted to:
Centers for Medicare & Medicaid Services
ORDI, Mail Stop C3-21-28
7500 Security Blvd
Baltimore, MD 21244-1850
Project Officer: William Clark

Submitted by:
Mathematica Policy Research
P.O. Box 2393
Princeton, NJ 08543-2393
Telephone: (609) 799-3535
Facsimile: (609) 799-0005
DMIE Project Director: Gilbert Gimm
MAX Project Director: Julie Sykes

**Chartbook: Medicaid Pharmacy
Benefit Use and Reimbursement
in 2007**

May 31, 2011

Ann D. Bagchi
James Verdier
Dominick Esposito

MATHEMATICA
Policy Research, Inc.

This page has been left blank for double-sided copying.

CHARTBOOK: MEDICAID PHARMACY BENEFIT USE AND REIMBURSEMENT IN 2007

INTRODUCTION AND OVERVIEW

This chartbook, prepared for the Centers for Medicare & Medicaid Services (CMS) by Mathematica Policy Research, Inc., presents highlights and key comparisons from the Statistical Compendium on Medicaid pharmacy benefit use and reimbursement in 2007. The 54 exhibits in the chartbook are summarized below.

Because coverage of most prescription drugs for dual eligible beneficiaries shifted from Medicaid to Medicare in 2006, prescription drug use and reimbursement for dual eligibles shown in this chartbook for 2006 and 2007 is substantially lower than in prior years.

Beneficiary Characteristics and Illustrative Use and Reimbursement Measures

- Exhibit 1: Distribution of Medicaid Study Population Beneficiary Characteristics
- Exhibit 2: Illustrative Measures for Medicaid Study Population Pharmacy Benefit Use and Reimbursement

Study Population Characteristics

- Exhibit 3: Distribution of Medicaid Study Population by Age Group, Nondual and Dual Eligible Beneficiaries
- Exhibit 4: Distribution of Medicaid Study Population by Disability Status, Nondual and Dual Eligible Beneficiaries
- Exhibit 5: Distribution of Medicaid Study Population by Race, Nondual and Dual Eligible Beneficiaries

Medicaid Pharmacy Reimbursement and Use, by Type of Beneficiary

- Exhibit 6: Average Monthly Medicaid Pharmacy Reimbursement, by Age Group
- Exhibit 7: Distribution of Medicaid Age Groups and Total Pharmacy Reimbursement
- Exhibit 8: Average Monthly Medicaid Pharmacy Reimbursement, by Basis of Eligibility and Dual Status
- Exhibit 9: Percentage of Medicaid Beneficiaries with at Least One Prescription Drug Claim, by Dual Eligibility Status
- Exhibit 10: Average Annual Number of Medicaid Prescription Drug Claims per Beneficiary, by Dual Eligibility Status
- Exhibit 11: Number of Medicaid Prescriptions per Benefit Month, by Basis of Eligibility and Dual Eligibility Status
- Exhibit 12: Average Annual Medicaid Prescription Drug Spending per Beneficiary, by Dual Eligibility Status
- Exhibit 13: Distribution of Medicaid Dual Eligibility Status and Total Pharmacy Reimbursement

Medicaid Pharmacy Use and Reimbursement, Nondual Beneficiaries

- Exhibit 14: Distribution of Medicaid Beneficiaries and Total Pharmacy Reimbursement among Nondual Beneficiaries, by Basis of Eligibility

- Exhibit 15: Total Annual Medicaid Reimbursement for Top 10 Drug Groups among Nondual Beneficiaries
- Exhibit 16: Percentage of Medicaid Pharmacy Reimbursement and Users for Top 10 Drug Groups among Nondual Beneficiaries
- Exhibit 17: Percentage of Medicaid Pharmacy Reimbursement and Users for Top 7 Therapeutic Categories among Nondual Beneficiaries
- Exhibit 18: Average Monthly Medicaid Pharmacy Reimbursement among Nondual Beneficiaries, by State

Medicaid Pharmacy Use and Reimbursement, Dual Eligible Beneficiaries

- Exhibit 19: Generic Prescriptions as Percentage of All Medicaid Prescriptions among Nondual Beneficiaries, by State
- Exhibit 20: Distribution of Medicaid Beneficiaries and Total Pharmacy Reimbursement among Dual Eligibles, by Basis of Eligibility
- Exhibit 21: Total Annual Medicaid Reimbursement for Top 10 Drug Groups among Dual Eligibles
- Exhibit 22: Percentage of Medicaid Pharmacy Reimbursement and Users for Top 10 Drug Groups Among Dual Eligibles
- Exhibit 23: Percentage of Medicaid Pharmacy Reimbursement and Users for Top 7 Therapeutic Categories among Dual Eligibles
- Exhibit 24: Distribution of Annual Medicaid Pharmacy Reimbursement for Dual Eligibles, Under-Age-65 Disabled vs. Age 65 and Older
- Exhibit 25: Average Monthly Medicaid Pharmacy Reimbursement among Dual Eligibles, by Beneficiary Nursing Facility Residence
- Exhibit 26: Average Monthly Medicaid Pharmacy Reimbursement among Dual Eligibles, by State
- Exhibit 27: Generic Prescriptions as a Percentage of All Medicaid Prescriptions among Dual Eligibles, by State
- Exhibit 28: Average Annual Medicaid Pharmacy Reimbursement Amount per Beneficiary for Aged Dual Eligibles, by State
- Exhibit 29: Average Annual Medicaid Pharmacy Reimbursement Amount per Beneficiary for Under-Age-65 Disabled Dual Eligible Beneficiaries, by State
- Exhibit 30: Average Annual Medicaid Pharmacy Reimbursement Amount per Beneficiary for Dual Eligible All-Year Nursing Facility Residents, by State

Medicaid Pharmacy Use and Reimbursement, Drugs Excluded by Statute from Medicare Part D

- Exhibit 31: Percentage of Medicaid Beneficiaries Using at Least One Drug Excluded from Medicare Part D
- Exhibit 32: Annual Medicaid Pharmacy Reimbursement for Drugs Excluded from Medicare Part D, Nondual and Dual Eligible Beneficiaries
- Exhibit 33: Annual Medicaid Pharmacy Reimbursement for Drugs Excluded from Medicare Part D for Nondual and Dual Eligible Beneficiaries as a Percentage of Total Annual Medicaid Reimbursement for Nondual and Dual Eligible Beneficiaries

Medicaid Pharmacy Use and Reimbursement, 1999, 2001, 2002, 2003, 2004, 2005, 2006, and 2007

Overview

- Exhibit 34: Total Medicaid Pharmacy Reimbursement, 1999, 2000, 2001, 2003, 2004, 2005, 2006, and 2007
- Exhibit 35: Medicaid Pharmacy Reimbursement as a Percentage of Costs on All Services, 1999, 2001, 2002, 2003, 2004, 2005, 2006, and 2007

- Exhibit 36: Average Annual Medicaid Prescription Drug Reimbursement per Medicaid Beneficiary, Nondual Beneficiaries and Dual Eligibles 1999, 2001, 2002, 2003, 2004, 2005, 2006, and 2007
- Exhibit 37: Average Monthly Medicaid Pharmacy Reimbursement per Beneficiary, Nondual Beneficiaries and Dual Eligibles 1999, 2001, 2002, 2003, 2004, 2005, 2006, and 2007
- Exhibit 38: Percentage of Medicaid Beneficiaries with at Least One Prescription Filled, Nondual Beneficiaries and Dual Eligibles 1999, 2001, 2002, 2003, 2004, 2005, 2006, and 2007
- Exhibit 39: Average Annual Number of Prescription Claims per Medicaid Beneficiary, Nondual Beneficiaries and Dual Eligibles 1999, 2001, 2002, 2003, 2004, 2005, 2006, and 2007
- Exhibit 40: Brand Name and Generic Drugs as a Percentage of All Medicaid Claims, 1999, 2001, 2002, 2003, 2004, 2005, 2006, and 2007

By Basis of Eligibility

- Exhibit 41: Number of Medicaid Beneficiaries by Basis of Eligibility, 1999, 2001, 2002, 2003, 2004, 2005, 2006, and 2007
- Exhibit 42: Average Monthly Medicaid Pharmacy Reimbursement by Basis of Eligibility, 1999, 2001, 2002, 2003, 2004, 2005, 2006, and 2007

Nondual Beneficiaries

- Exhibit 43: Number of Nondual Medicaid Beneficiaries by Basis of Eligibility, 1999, 2001, 2002, 2003, 2004, 2005, 2006, and 2007
- Exhibit 44: Average Annual Number of Medicaid Prescription Claims by Basis of Eligibility, Nondual Beneficiaries, 1999, 2001, 2002, 2003, 2004, 2005, 2006, and 2007
- Exhibit 45: Average Annual Medicaid Prescription Reimbursement by Basis of Eligibility, Nondual Beneficiaries, 1999, 2001, 2002, 2003, 2004, 2005, 2006, and 2007
- Exhibit 46: Average Monthly Medicaid Prescription Reimbursement by Basis of Eligibility, Nondual Beneficiaries, 1999, 2001, 2002, 2003, 2004, 2005, 2006, and 2007

Dual Eligible Beneficiaries

- Exhibit 47: Number of Dual Medicaid Beneficiaries by Basis of Eligibility, 1999, 2001, 2002, 2003, 2004, 2005, 2006, and 2007
- Exhibit 48: Average Annual Number of Medicaid Prescription Claims by Basis of Eligibility, Dual Eligible Beneficiaries, 1999, 2001, 2002, 2003, 2004, 2005, 2006, and 2007
- Exhibit 49: Average Annual Medicaid Prescription Reimbursement by Basis of Eligibility, Dual Eligible Beneficiaries, 1999, 2001, 2002, 2003, 2004, 2005, 2006, and 2007
- Exhibit 50: Average Monthly Medicaid Prescription Reimbursement by Basis of Eligibility, Dual Eligible Beneficiaries, 1999, 2001, 2002, 2003, 2004, 2005, 2006, and 2007
- Exhibit 51: Average Annual Medicaid Drug Reimbursement Among Dual Eligible Beneficiaries by Age Group and Disability Status, 1999, 2001, 2002, 2003, 2004, 2005, 2006, and 2007
- Exhibit 52: Percentage of Dual Eligible Beneficiaries with Annual Drug Costs in Specified Ranges, 1999, 2001, 2002, 2003, 2004, 2005, 2006, and 2007
- Exhibit 53: Number of Dual Eligible Full-Year Nursing Facility Residents and Under-Age-65 Disabled Dual Eligible Beneficiaries Compared to All Duals, 1999, 2001, 2002, 2003, 2004, 2005, 2006, and 2007
- Exhibit 54: Average Monthly Medicaid Pharmacy Reimbursement for Dual Eligible Full-Year Nursing Facility Residents and Under-Age-65 Disabled Dual Eligible Beneficiaries Compared to All Duals, 1999, 2001, 2002, 2003, 2004, 2005, 2006, and 2007

**BENEFICIARY CHARACTERISTICS AND ILLUSTRATIVE USE
AND REIMBURSEMENT MEASURES**

EXHIBIT 1

**DISTRIBUTION OF MEDICAID STUDY POPULATION
BENEFICIARY CHARACTERISTICS, 2007**

Beneficiary Characteristics	Percent of Beneficiaries			
	Among All Medicaid Beneficiaries ^a	Among Nondual Beneficiaries ^b	Among Dual Eligibles ^b	Among Beneficiaries Who Resided in Nursing Facilities All Year ^c
Age				
5 and younger	21	25	< 1	16 ^c
6–14	20	24	< 1	16 ^c
15–20	13	15	< 1	16 ^c
21–44	25	27	15	16 ^c
45–64	11	8	24	16 ^c
65–74	4	< 1	24	13
75–84	4	< 1	21	28
85 and older	2	< 1	15	43
Sex				
Male	40	40	37	30
Female	60	60	63	70
Race				
African American	23	23	18	14
White	43	41	56	73
Other/Unknown	34	36	25	12
Dual Eligibility Status^b				
Dual Eligibles	16	0	100	91
Nondual Beneficiaries	84	100	0	9
Basis of Eligibility^d				
Children	49	58	< 1	< 1
Adults	24	29	1	< 1
Disabled	18	12	46	19
Aged	9	1	53	81
Number of Beneficiaries in Study Population				
	41,732,102	35,060,837	6,671,265	815,617

Source: Medicaid Analytic eXtract (MAX), 2007. This table is based on information contained in Tables 2, ND.2, D.2, ND.8, and D.8 in the Statistical Compendium Volume, United States (hereafter “the Compendium”).

^aMedicaid beneficiaries featured in this chartbook include those who had fee-for-service (FFS) Medicaid pharmacy benefit coverage for at least one month during calendar year 2007. Beneficiaries who were in capitated managed care arrangements for the entire year are excluded. For more details on how we determined the study population, see Table 1 of the Compendium.

EXHIBIT 1 (*continued*)

^bDual eligibles are beneficiaries who had Medicare as well as Medicaid FFS pharmacy benefit coverage for at least one month during their Medicaid enrollment in 2007. Nondual beneficiaries include beneficiaries who were never dually eligible or were dually eligible but never had Medicaid FFS pharmacy benefit coverage. Refer to Table 1 in the Compendium for more information about how we determined dual eligibility status.

^cThis group includes beneficiaries who resided in nursing facilities throughout their Medicaid enrollment in 2007. Refer to Table 1 in the Compendium for more information about how we determined all-year nursing facility residency.

^dMedicaid basis of eligibility is classified as: aged, disabled, adults, and children. The disabled group includes beneficiaries of any age who were determined to be eligible because of disability or blindness. The children's group includes children receiving foster care and adoptive services.

^eThe percentage represents all ages below 65.

EXHIBIT 2

ILLUSTRATIVE MEASURES OF MEDICAID STUDY POPULATION PHARMACY BENEFIT USE AND REIMBURSEMENT, 2007^a

Measures of Pharmacy Benefit Use and Reimbursement	Among All Medicaid Beneficiaries ^b	Among Nondual Beneficiaries ^b	Among Dual Eligibles ^b	Among Beneficiaries Who Resided in Nursing Facilities All Year ^b
Total Medicaid Pharmacy Reimbursement (\$ in millions)	\$20,535	\$19,270	\$1,264	\$536
Average Annual Pharmacy Reimbursement per Beneficiary ^c	\$492	\$550	\$190	\$657
Average Pharmacy Reimbursement per Benefit Month ^d	\$62	\$74	\$18	\$63
Average Annual Number of Prescriptions per Beneficiary	6.5	6.8	4.9	11.5
Average Number of Prescriptions per Benefit Month	0.8	0.9	0.5	1.1

Source: Medicaid Analytic eXtract (MAX), 2007. This table is based on information contained in Tables 3, 4, 6, ND.3, ND.4, ND.6, ND.8, ND.9, D.3, D.4, D.6, D.8, D.9, and N.1a in the Compendium.

^aThe Medicaid pharmacy reimbursement amount is the amount Medicaid reimbursed pharmacies, including dispensing fees minus beneficiary copayment. Reimbursement amounts are gross amounts prior to the receipt of rebates from drug manufacturers to states.

^bSee footnotes to Exhibit 1 for how these groups were defined. Annual or monthly measures reflect use and reimbursement among beneficiaries in FFS settings, and may thus be higher or lower than if use and reimbursement in capitated managed care settings were included.

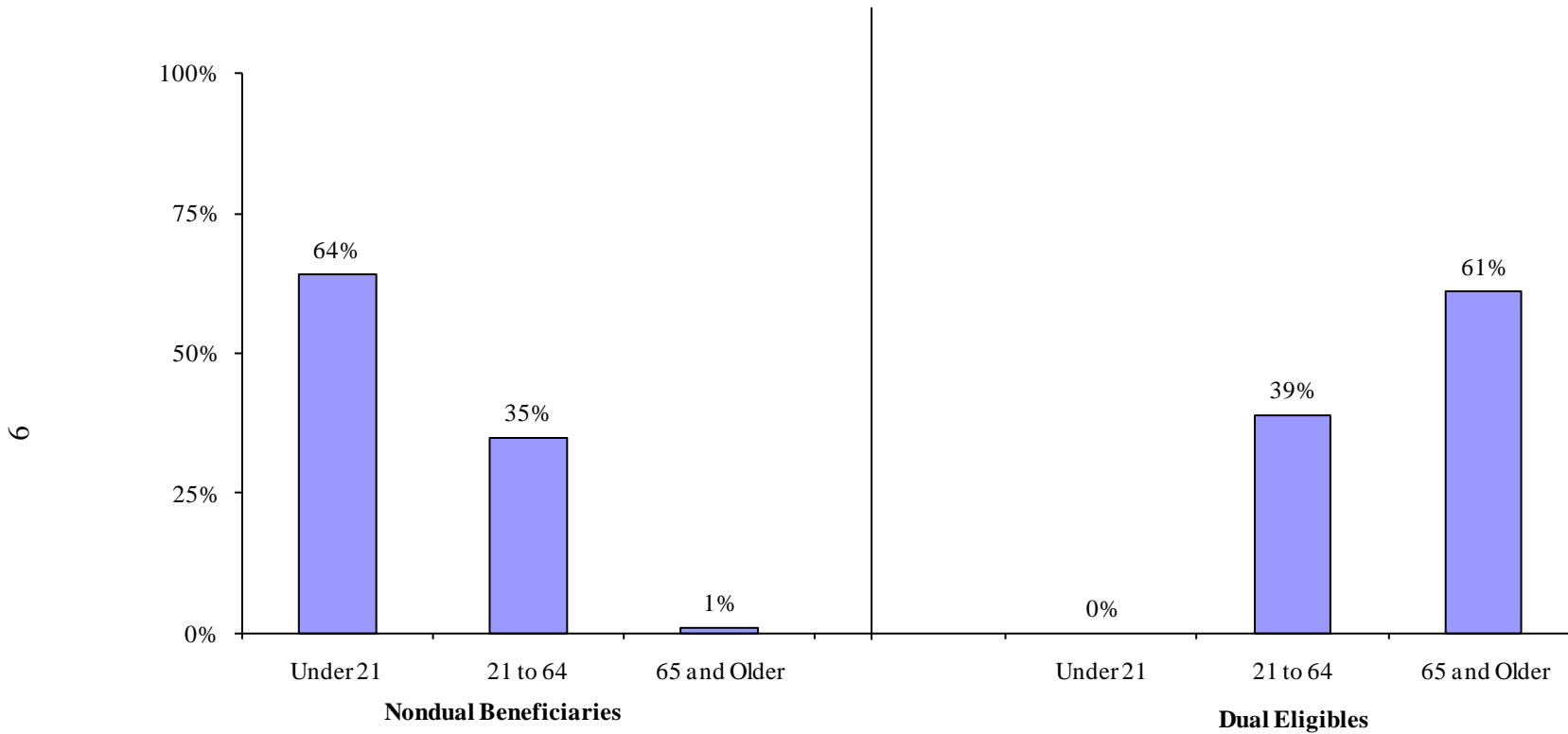
^cAnnual per-beneficiary use and reimbursement include all use and reimbursement during the year for the number of months of Medicaid FFS pharmacy benefit coverage. Thus, some beneficiaries may have had only one month of coverage, while others were covered for twelve months. Medicaid beneficiaries in the study population had, on average, 7.9 months of coverage. The comparable number was 7.4 months among nondual beneficiaries and 10.6 months among dual eligible beneficiaries, and 10.4 months among beneficiaries who resided in nursing facilities throughout their Medicaid enrollment in 2007.

^dMonthly use and reimbursement amounts were calculated by dividing total use and reimbursement among all beneficiaries in the study population by the total number of benefit months of those beneficiaries. Benefit months are months during which beneficiaries had FFS pharmacy benefit coverage.

STUDY POPULATION CHARACTERISTICS

EXHIBIT 3

**DISTRIBUTION OF MEDICAID STUDY POPULATION BY AGE GROUP,
NONDUAL AND DUAL ELIGIBLE BENEFICIARIES, 2007^a**

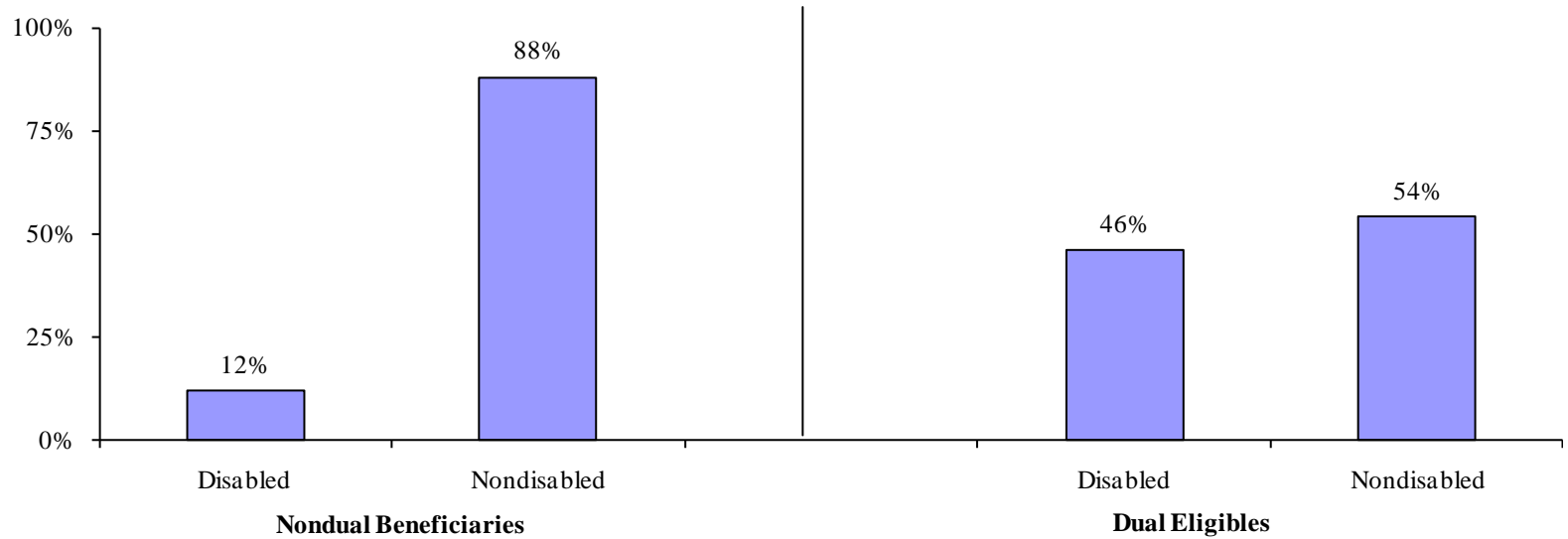


Source: Medicaid Analytic eXtract (MAX), 2007. This graph is based on the information contained in Tables ND.2 and D.2 of the Compendium.

^aDual eligibles are beneficiaries who had Medicare as well as Medicaid FFS pharmacy benefits during any month of Medicaid enrollment in 2007. Nondual beneficiaries include beneficiaries who were never dually eligible or were dually eligible but never had Medicaid FFS pharmacy benefits. Refer to Table 1 in the Compendium for more information about how we determined dual eligibility status.

EXHIBIT 4

**DISTRIBUTION OF MEDICAID STUDY POPULATION BY DISABILITY STATUS,
NONDUAL AND DUAL ELIGIBLE BENEFICIARIES, 2007^{a,b}**



10

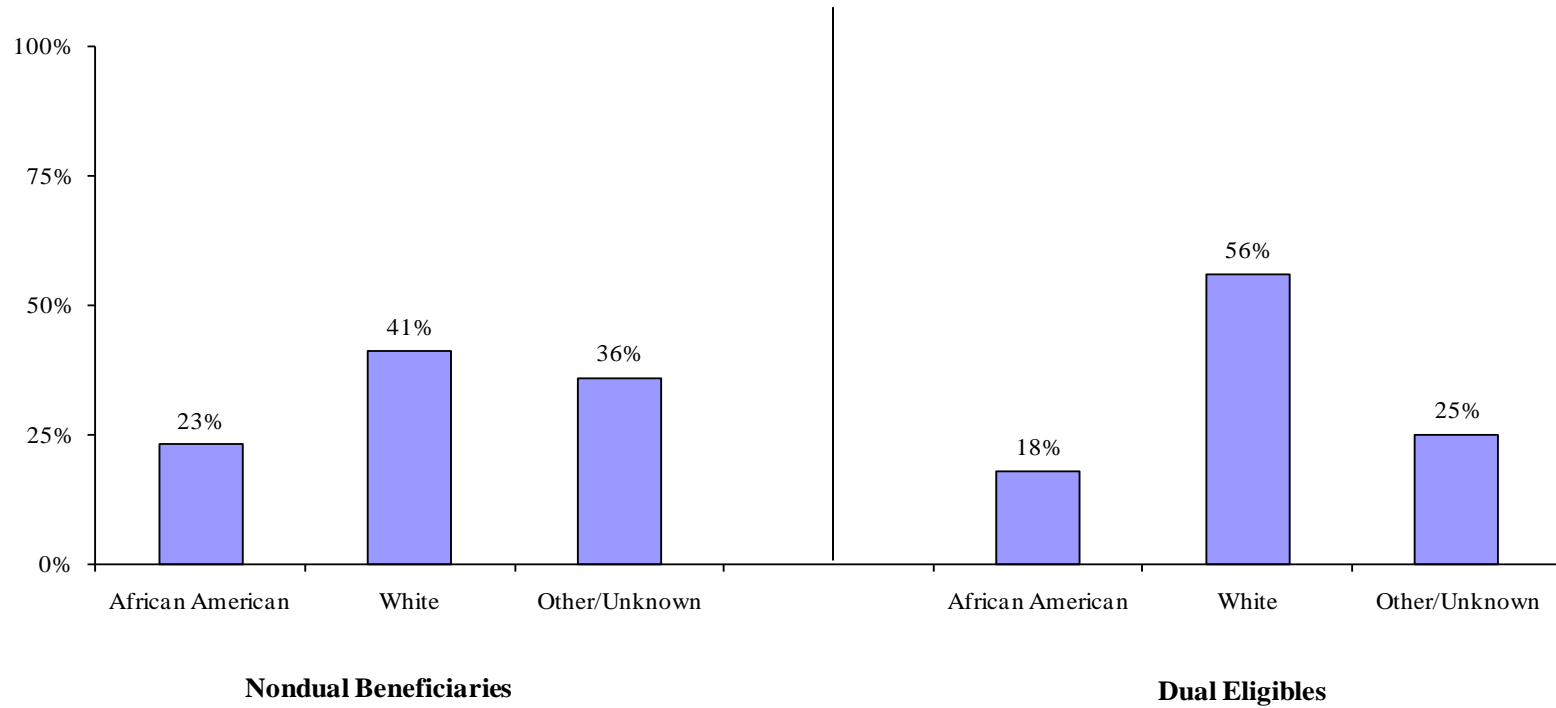
Source: Medicaid Analytic eXtract (MAX), 2007. This graph is based on the information contained in Tables ND.2 and D.2 of the Compendium.

^aDual eligibles are beneficiaries who had Medicare as well as Medicaid FFS pharmacy benefits during any month of Medicaid enrollment in 2007. Nondual beneficiaries include beneficiaries who were never dually eligible or were dually eligible but never had Medicaid FFS pharmacy benefits. Refer to Table 1 in the Compendium for more information about how we determined dual eligibility status.

^bThe disabled eligibility group includes beneficiaries of any age who were determined to be eligible for Medicaid because of disability or blindness.

EXHIBIT 5

**DISTRIBUTION OF MEDICAID STUDY POPULATION BY RACE,
NONDUAL AND DUAL ELIGIBLE BENEFICIARIES, 2007^a**



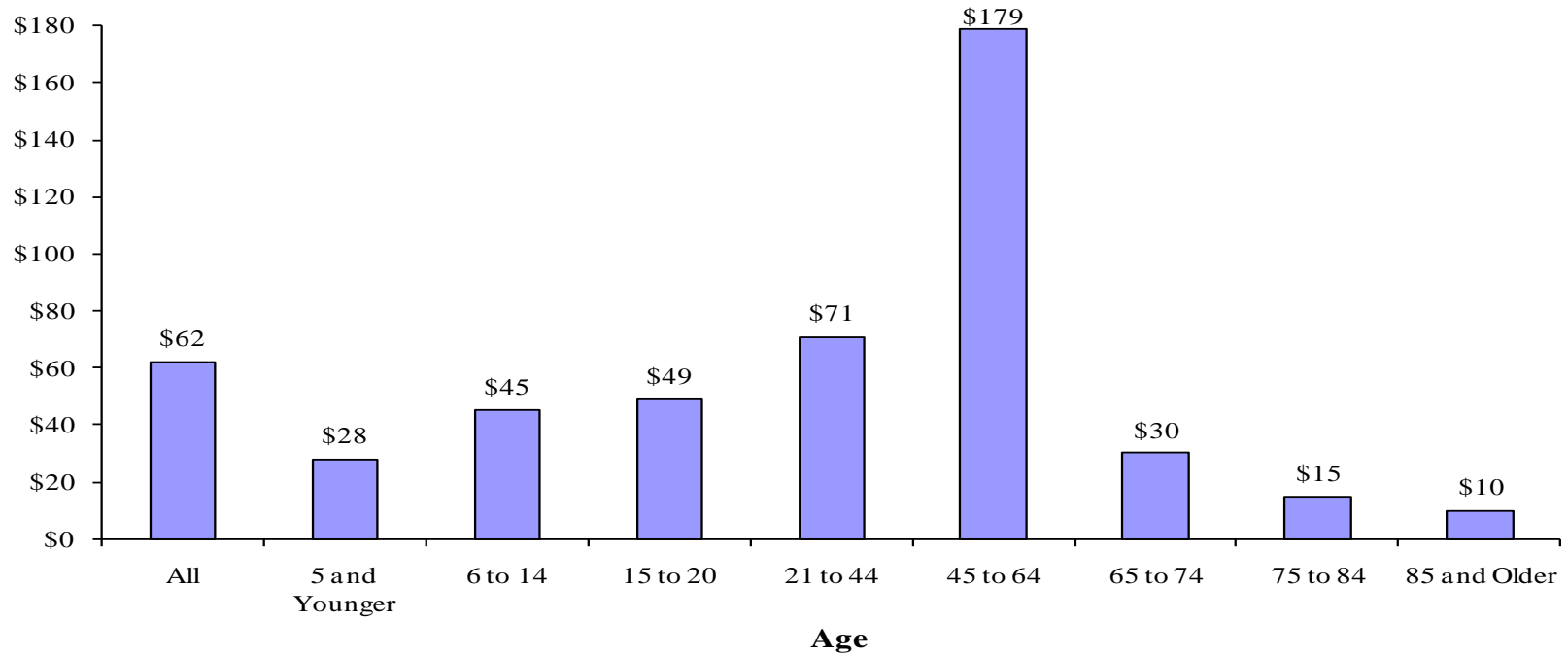
Source: Medicaid Analytic eXtract (MAX), 2007. This graph is based on the information contained in Tables ND.2 and D.2 of the Compendium.

^aDual eligibles are beneficiaries who had Medicare as well as Medicaid FFS pharmacy benefits during any month of Medicaid enrollment in 2007. Nondual beneficiaries include beneficiaries who were never dually eligible or were dually eligible but never had Medicaid FFS pharmacy benefits. Refer to Table 1 in the Compendium for more information about how we determined dual eligibility status.

**MEDICAID PHARMACY REIMBURSEMENT AND USE,
BY TYPE OF BENEFICIARY**

EXHIBIT 6

**AVERAGE MONTHLY MEDICAID PHARMACY REIMBURSEMENT,
BY AGE GROUP, 2007^{a,b}**



13

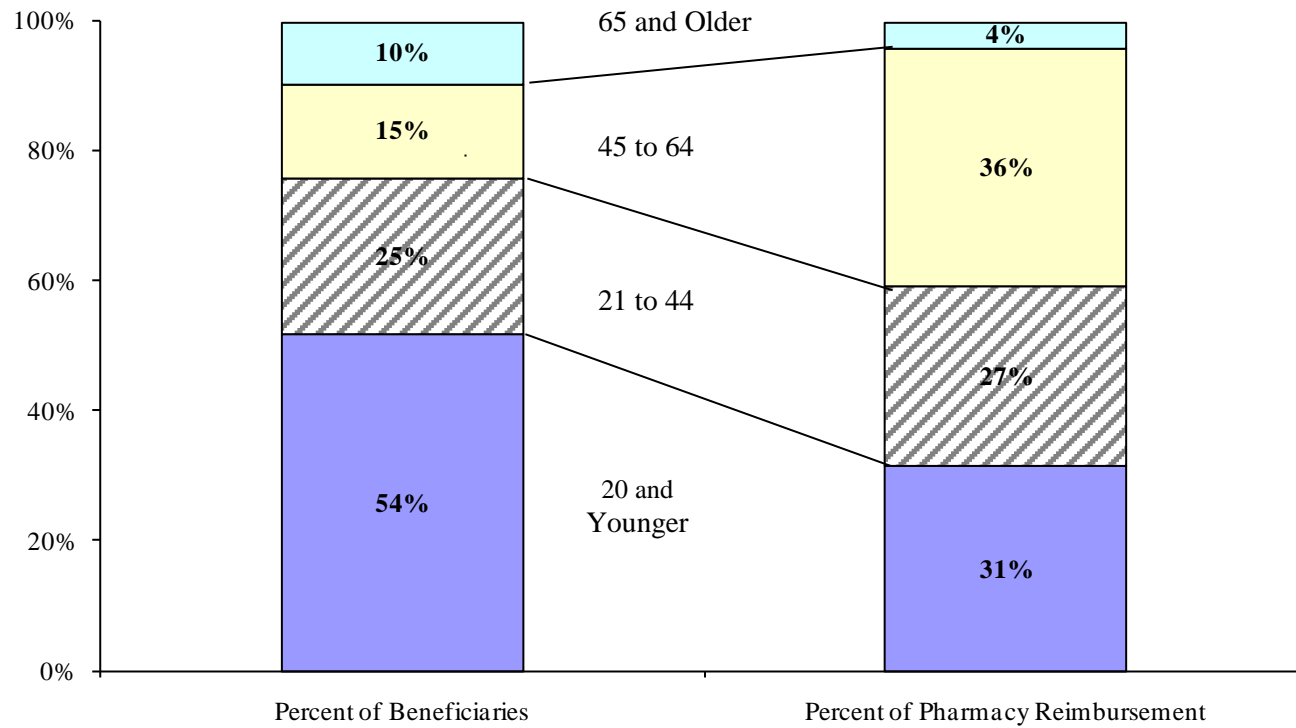
Source: Medicaid Analytic eXtract (MAX), 2007. This graph is based on the information contained in Table 4 of the Compendium.

^aThe Medicaid pharmacy reimbursement amount is the amount Medicaid reimbursed pharmacies, including dispensing fees minus beneficiary copayment. Reimbursement amounts are gross amounts prior to the receipt of rebates from drug manufacturers to states.

^bMonthly reimbursement amounts were calculated by dividing the total reimbursement among all beneficiaries in the study population by the total number of benefit months of those beneficiaries. Benefit months are months during which beneficiaries had FFS pharmacy benefit coverage.

EXHIBIT 7

DISTRIBUTION OF MEDICAID AGE GROUPS AND TOTAL PHARMACY REIMBURSEMENT, 2007^a

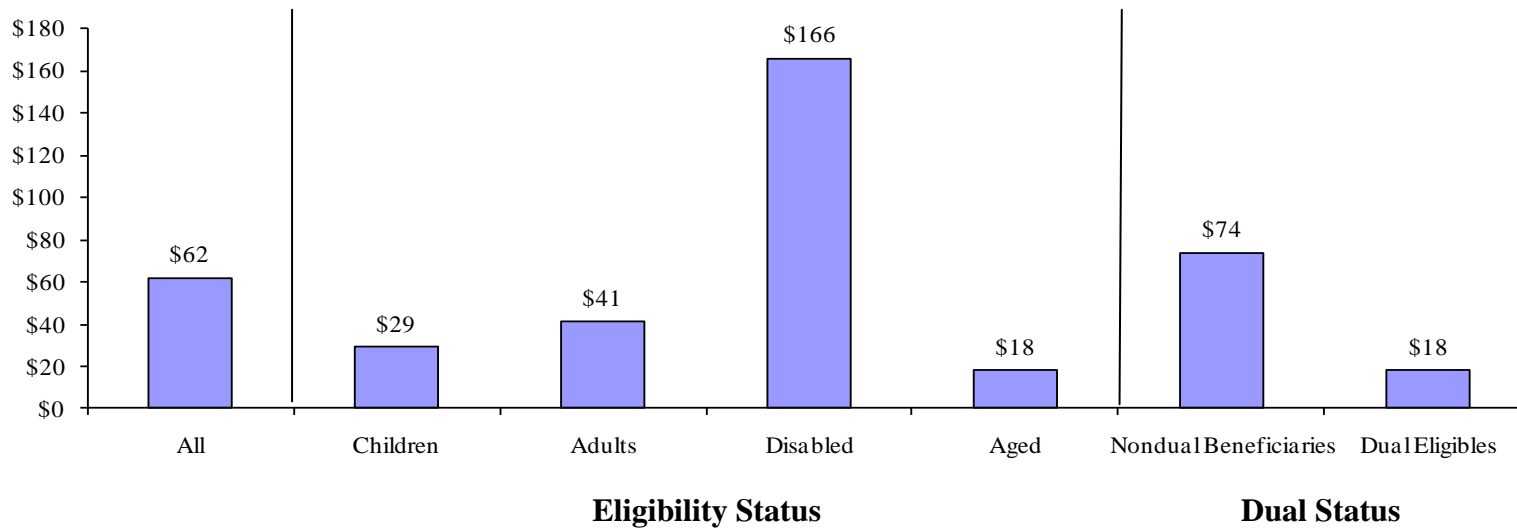


Source: Medicaid Analytic eXtract (MAX), 2007. This graph is based on the information contained in Tables 2, 3, and 6 of the Compendium.

^aThe Medicaid pharmacy reimbursement amount is the amount Medicaid reimbursed pharmacies, including dispensing fees minus beneficiary copayment. Reimbursement amounts are gross amounts prior to the receipt of rebates from drug manufacturers to states.

EXHIBIT 8

AVERAGE MONTHLY MEDICAID PHARMACY REIMBURSEMENT, BY BASIS OF ELIGIBILITY AND DUAL STATUS, 2007^{a,b,c,d}



15

Source: Medicaid Analytic eXtract (MAX), 2007. This graph is based on the information contained in Tables 4, ND.4, and D.4 of the Compendium.

^aThe Medicaid pharmacy reimbursement amount is the amount Medicaid reimbursed pharmacies, including dispensing fees minus beneficiary copayment. Reimbursement amounts are gross amounts prior to the receipt of rebates from drug manufacturers to states.

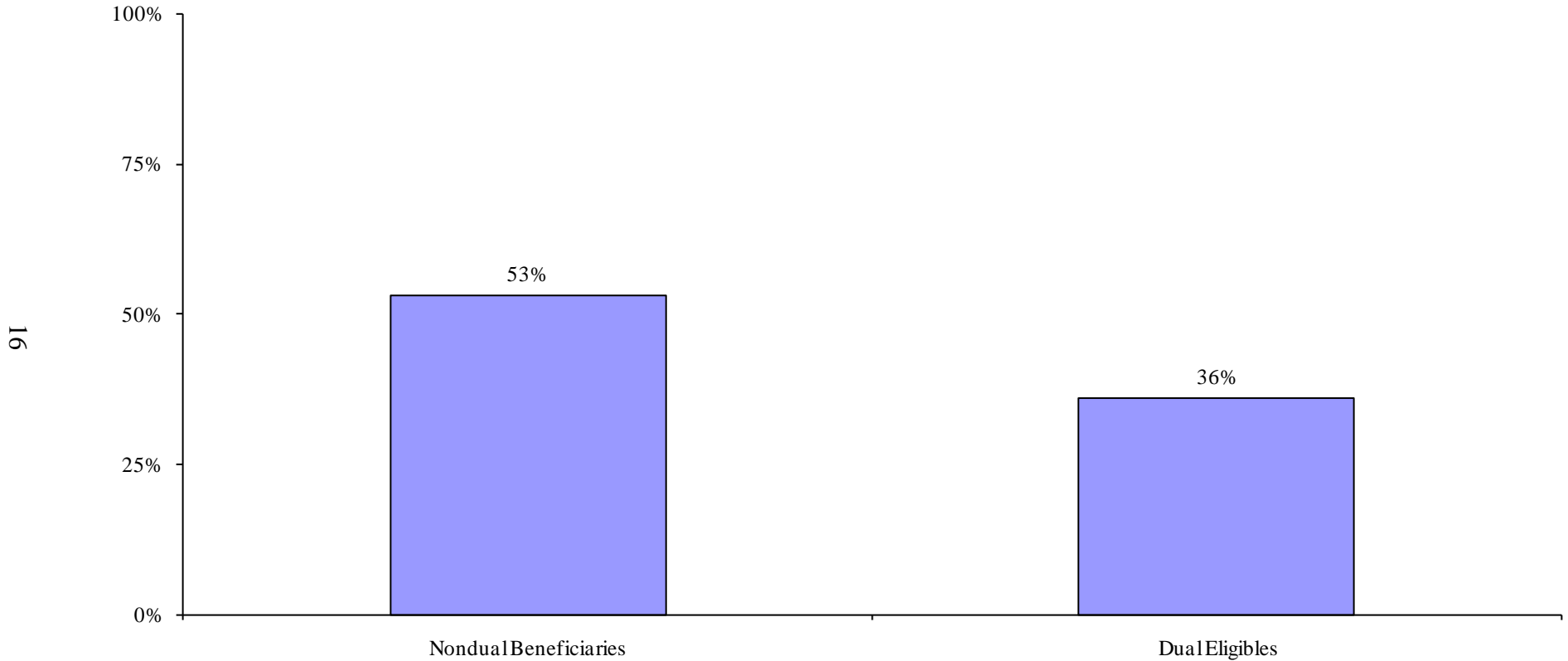
^bMonthly reimbursement amounts were calculated by dividing the total reimbursement among all beneficiaries in the study population by the total number of benefit months of those beneficiaries. Benefit months are months during which beneficiaries had FFS pharmacy benefit coverage.

^cMedicaid basis of eligibility is classified as: aged, disabled, adults, and children. The disabled group includes beneficiaries of any age who were determined to be eligible because of disability or blindness, and thus includes a large number of dual eligibles. The children's group includes children receiving foster care and adoptive services. The total includes some beneficiaries with unknown basis of eligibility and some whose age categories are not consistent with basis of eligibility.

^dDual eligibles are beneficiaries who had Medicare as well as Medicaid FFS pharmacy benefits during any month of Medicaid enrollment in 2007. Nondual beneficiaries include beneficiaries who were never dually eligible or were dually eligible but never had Medicaid FFS pharmacy benefits. Refer to Table 1 in the Compendium for more information about how we determined dual eligibility status.

EXHIBIT 9

**PERCENTAGE OF MEDICAID BENEFICIARIES WITH AT LEAST ONE PRESCRIPTION DRUG CLAIM,
BY DUAL ELIGIBILITY STATUS, 2007^a**

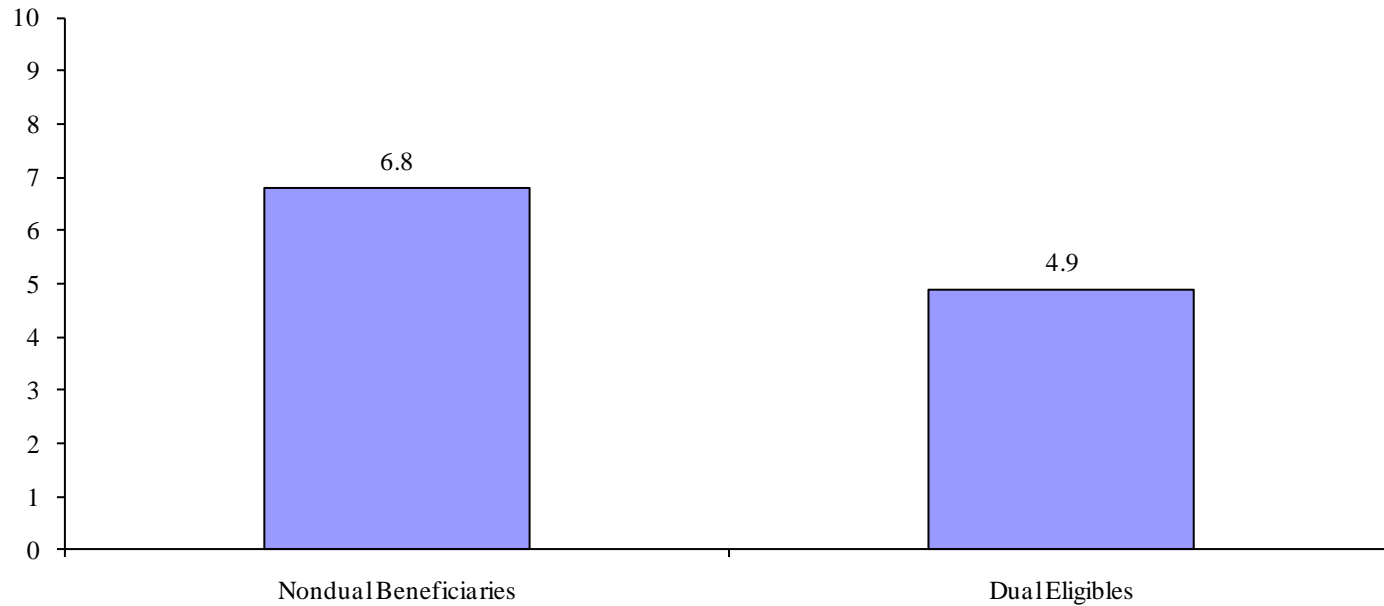


Source: Medicaid Analytic eXtract (MAX), 2007. This graph is based on the information contained in Tables ND.3 and D.3 of the Compendium.

^aDual eligibles are beneficiaries who had Medicare as well as Medicaid FFS pharmacy benefits during any month of Medicaid enrollment in 2007. Nondual beneficiaries include beneficiaries who were never dually eligible or were dually eligible but never had Medicaid FFS pharmacy benefits. Refer to Table 1 in the Compendium for more information about how we determined dual eligibility status.

EXHIBIT 10

**AVERAGE ANNUAL NUMBER OF MEDICAID PRESCRIPTION DRUG CLAIMS PER BENEFICIARY,
BY DUAL ELIGIBILITY STATUS, 2007^{a,b}**



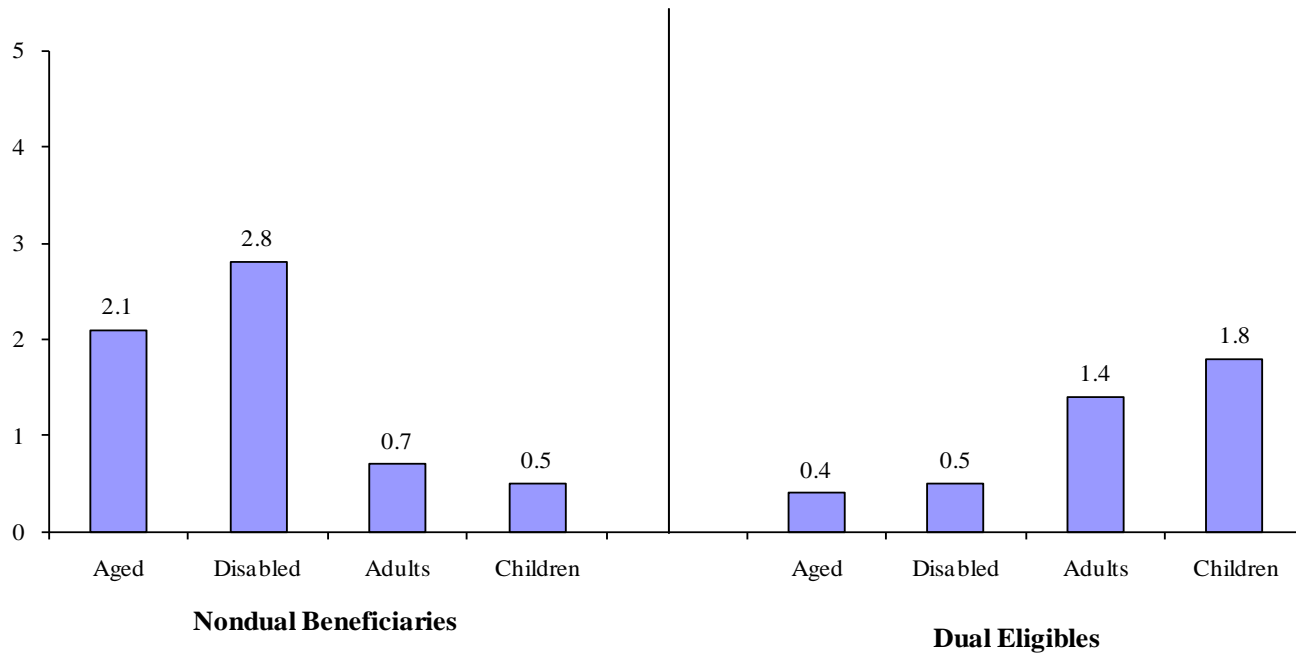
Source: Medicaid Analytic eXtract (MAX), 2007. This graph is based on the information contained in Tables ND.3 and D.3 of the Compendium.

^aDual eligibles are beneficiaries who had Medicare as well as Medicaid FFS pharmacy benefits during any month of Medicaid enrollment in 2007. Nondual beneficiaries include beneficiaries who were never dually eligible or were dually eligible but never had Medicaid FFS pharmacy benefits. Refer to Table 1 in the Compendium for more information about how we determined dual eligibility status.

^bNondual beneficiaries, on average, had fewer months of Medicaid eligibility in 2007 than dual eligible beneficiaries: 7.4 months for nonduals and 10.6 months for duals.

EXHIBIT 11

NUMBER OF MEDICAID PRESCRIPTIONS PER BENEFIT MONTH, BY BASIS OF ELIGIBILITY AND DUAL ELIGIBILITY STATUS, 2007^{a,b}



18

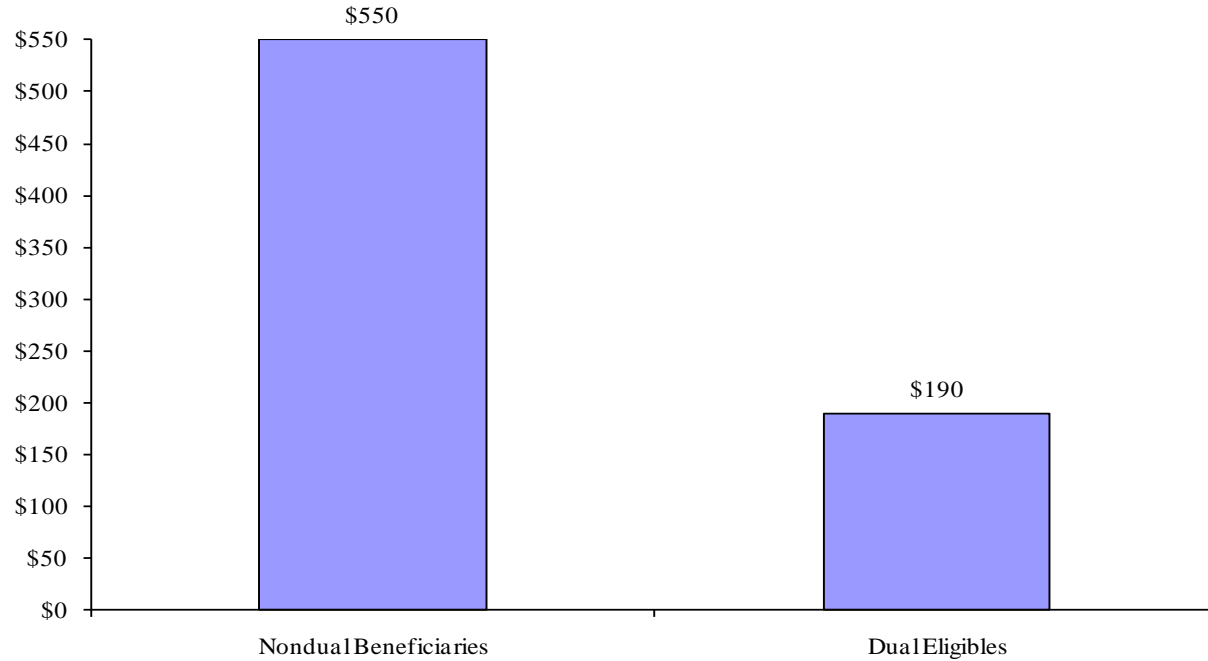
Source: Medicaid Analytic eXtract (MAX), 2007. This graph is based on the information contained in Tables ND.4 and D.4 of the Compendium.

^aMedicaid basis of eligibility is classified as: aged, disabled, adults, and children. The disabled group includes beneficiaries of any age who were determined to be eligible because of disability or blindness, and thus includes a large number of dual eligibles. The children’s group includes children receiving foster care and adoptive services. The total includes some beneficiaries with unknown basis of eligibility and some whose age categories are not consistent with basis of eligibility.

^bDual eligibles are beneficiaries who had Medicare as well as Medicaid FFS pharmacy benefits during any month of Medicaid enrollment in 2007. Nondual beneficiaries include beneficiaries who were never dually eligible or were dually eligible but never had Medicaid FFS pharmacy benefits. Refer to Table 1 in the Compendium for more information about how we determined dual eligibility status.

EXHIBIT 12

**AVERAGE ANNUAL MEDICAID PRESCRIPTION DRUG SPENDING PER BENEFICIARY,
BY DUAL ELIGIBILITY STATUS, 2007^{a,b}**



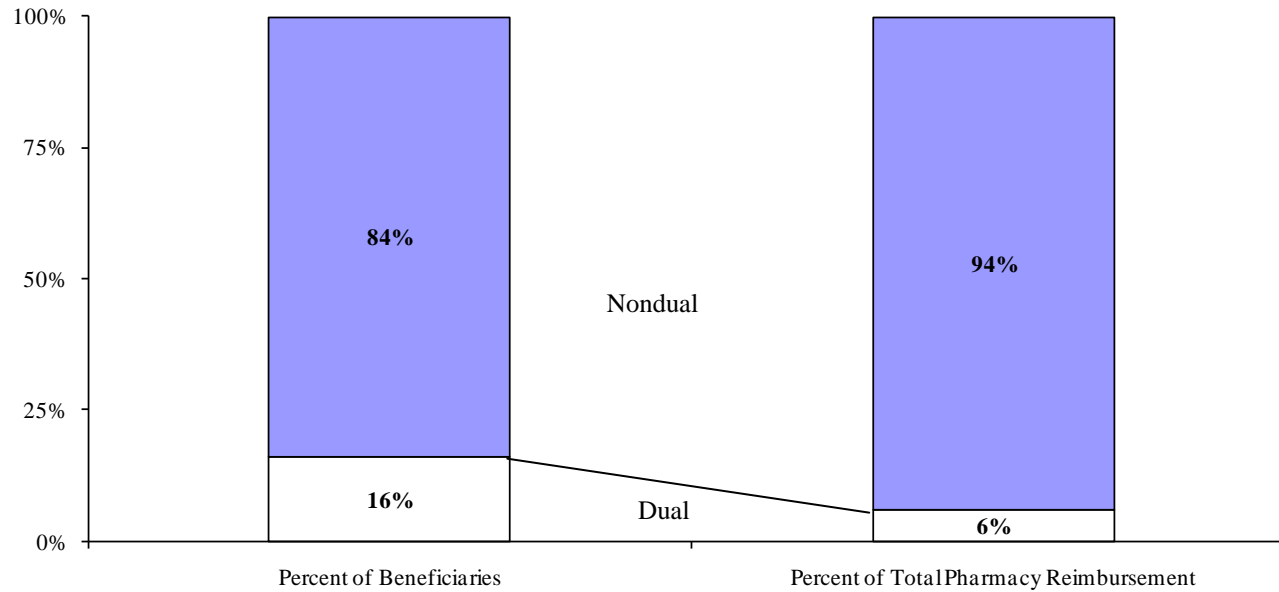
Source: Medicaid Analytic eXtract (MAX), 2007. This graph is based on the information contained in Tables ND.3 and D.3 of the Compendium.

^aDual eligibles are beneficiaries who had Medicare as well as Medicaid FFS pharmacy benefits during any month of Medicaid enrollment in 2007. Nondual beneficiaries include beneficiaries who were never dually eligible or were dually eligible but never had Medicaid FFS pharmacy benefits. Refer to Table 1 in the Compendium for more information about how we determined dual eligibility status.

^bNonduals, on average, had fewer months of Medicaid eligibility in 2006 than dual eligible beneficiaries: 7.4 months for nonduals and 10.6 months for duals.

EXHIBIT 13

DISTRIBUTION OF MEDICAID DUAL ELIGIBILITY STATUS AND TOTAL PHARMACY REIMBURSEMENT, 2007^{a,b}



Source: Medicaid Analytic eXtract (MAX), 2007. This graph is based on the information contained in Tables 2, ND.2, D.2, 6, ND.6, and D.6 of the Compendium.

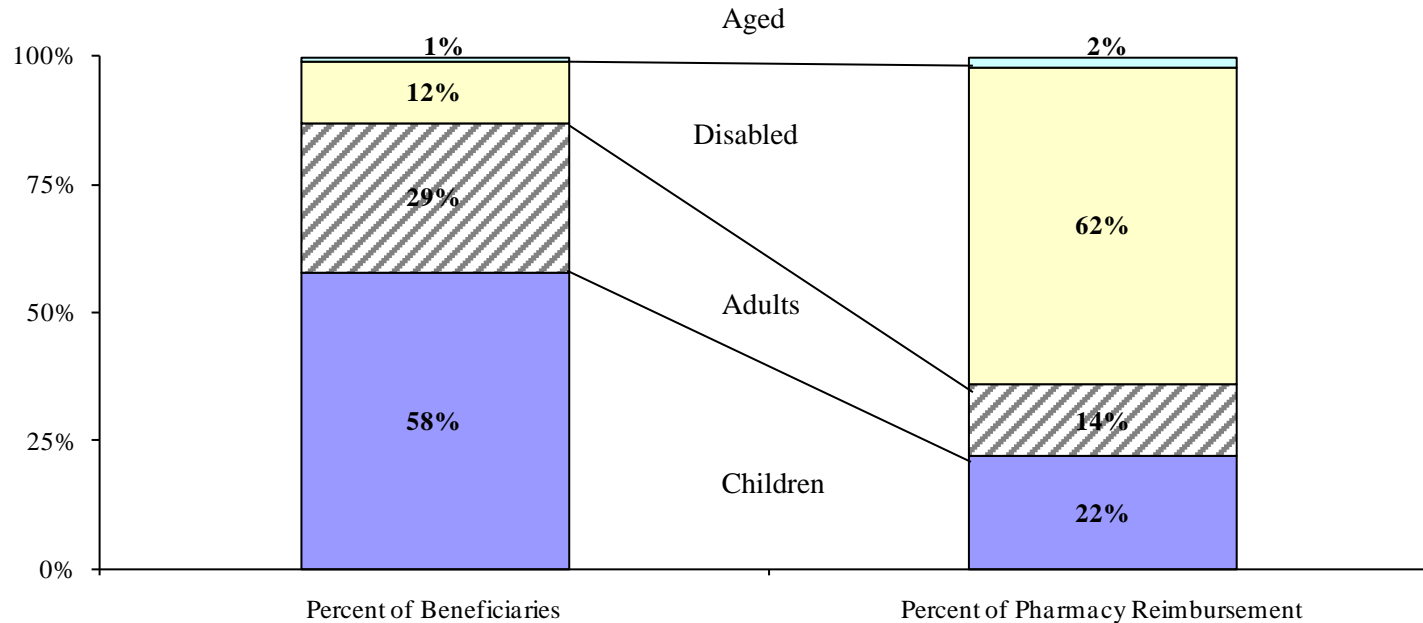
^aThe Medicaid pharmacy reimbursement amount is the amount Medicaid reimbursed pharmacies, including dispensing fees minus beneficiary copayment. Reimbursement amounts are gross amounts prior to the receipt of rebates from drug manufacturers to states.

^bDual eligibles are beneficiaries who had Medicare as well as Medicaid FFS pharmacy benefits during any month of Medicaid enrollment in 2007. Nondual beneficiaries include beneficiaries who were never dually eligible or were dually eligible but never had Medicaid FFS pharmacy benefits. Refer to Table 1 in the Compendium for more information about how we determined dual eligibility status.

**MEDICAID PHARMACY USE AND REIMBURSEMENT,
NONDUAL BENEFICIARIES**

EXHIBIT 14

DISTRIBUTION OF MEDICAID BENEFICIARIES AND TOTAL PHARMACY REIMBURSEMENT AMONG NONDUAL BENEFICIARIES, BY BASIS OF ELIGIBILITY, 2007^{a,b,c}



Source: Medicaid Analytic eXtract (MAX), 2007. This graph is based on the information contained in Tables ND.2, ND.3, and ND.6 of the Compendium.

^aThe Medicaid pharmacy reimbursement amount is the amount Medicaid reimbursed pharmacies, including dispensing fees minus beneficiary copayment. Reimbursement amounts are gross amounts prior to the receipt of rebates from drug manufacturers to states.

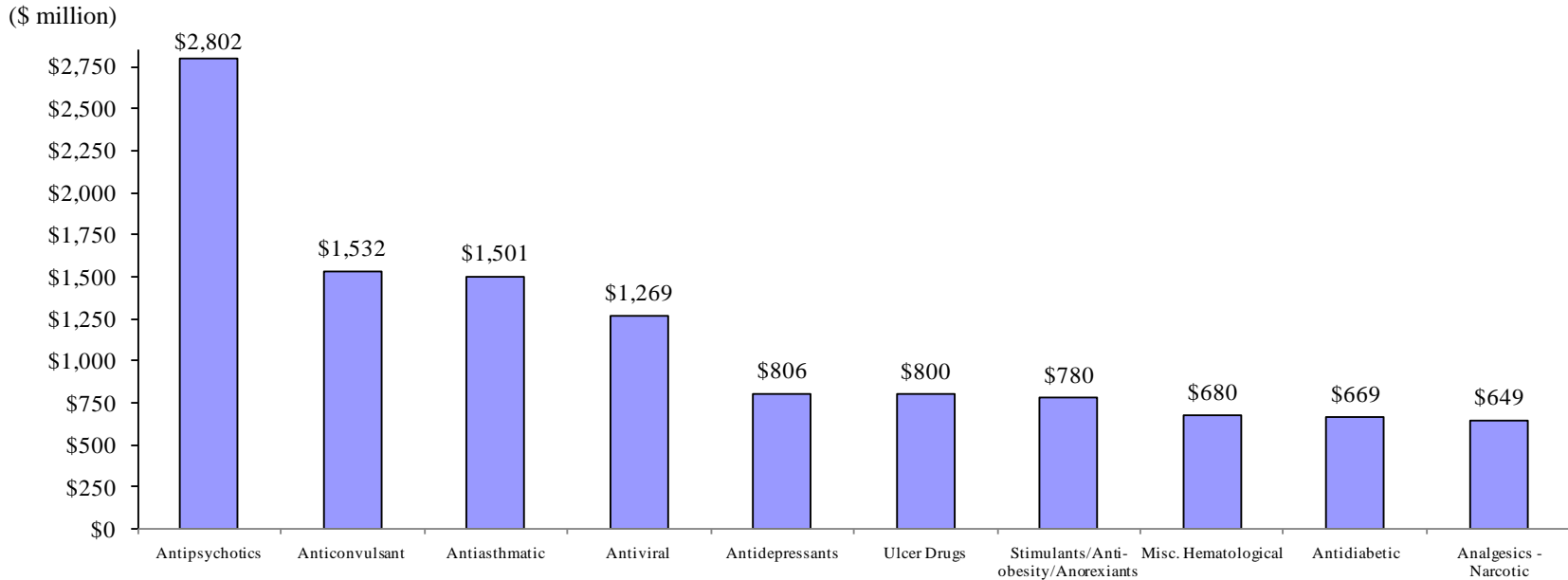
^bMedicaid basis of eligibility is classified as: aged, disabled, adults, and children. The disabled group includes beneficiaries of any age who were determined to be eligible because of disability or blindness, and thus includes a large number of dual eligibles. The children's group includes children receiving foster care and adoptive services. The total includes some beneficiaries with unknown basis of eligibility and some whose age categories are not consistent with basis of eligibility.

^cDual eligibles are beneficiaries who had Medicare as well as Medicaid FFS pharmacy benefits during any month of Medicaid enrollment in 2007. Nondual beneficiaries include beneficiaries who were never dually eligible or were dually eligible but never had Medicaid FFS pharmacy benefits. Refer to Table 1 in the Compendium for more information about how we determined dual eligibility status.

EXHIBIT 15

TOTAL ANNUAL MEDICAID REIMBURSEMENT FOR TOP 10 DRUG GROUPS AMONG NONDUAL BENEFICIARIES, 2007^{a,b,c,d}

The top 10 drug groups (out of over 90 drug groups) accounted for 60 percent of total Medicaid FFS pharmacy reimbursement for nondual beneficiaries in 2007.



Source: Medicaid Analytic eXtract (MAX), 2007. This graph is based on the information contained in Table ND.7 of the Compendium.

^aThe Medicaid pharmacy reimbursement amount is the amount Medicaid reimbursed pharmacies, including dispensing fees minus beneficiary copayment. Reimbursement amounts are gross amounts prior to the receipt of rebates from drug manufacturers to states.

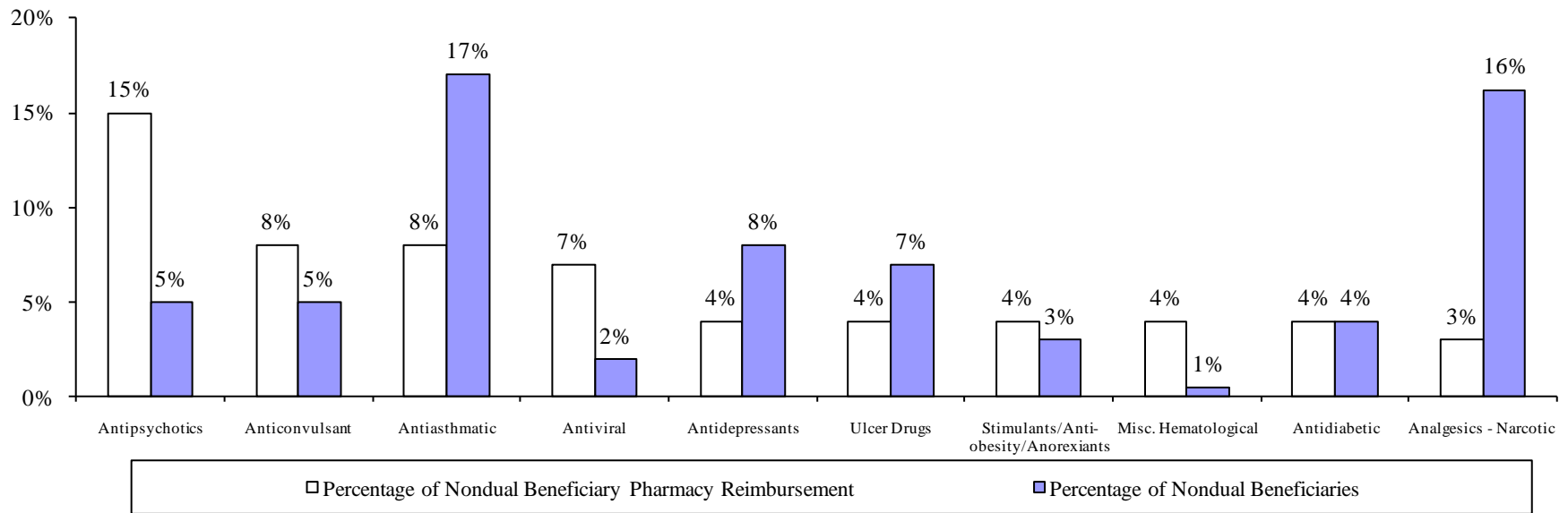
^bAnnual per-beneficiary reimbursement includes all reimbursement during the year for the number of months of Medicaid FFS pharmacy benefit coverage. Thus, some beneficiaries may have had only one month of coverage, while others were covered for twelve months. At the national level, nondual eligible Medicaid beneficiaries in the study population had, on average, 7.4 months of coverage.

^cThe top 10 drug groups were determined based on total Medicaid reimbursement in 2007. For information about these drug groups, see Wolters Kluwer Health, [<http://www.medi-span.com/master-drug-database.aspx>] (May 2, 2011).

^dDual eligibles are beneficiaries who had Medicare as well as Medicaid FFS pharmacy benefits during any month of Medicaid enrollment in 2007. Nondual beneficiaries include beneficiaries who were never dually eligible or were dually eligible but never had Medicaid FFS pharmacy benefits. Refer to Table 1 in the Compendium for more information about how we determined dual eligibility status.

EXHIBIT 16

PERCENTAGE OF MEDICAID PHARMACY REIMBURSEMENT AND USERS FOR TOP 10 DRUG GROUPS AMONG NONDUAL BENEFICIARIES, 2007^{a,b,c,d}



24

Source: Medicaid Analytic eXtract (MAX), 2007. This graph is based on the information contained in Tables ND.2, ND.6, and ND.7 of the Compendium.

^aThe Medicaid pharmacy reimbursement amount is the amount Medicaid reimbursed pharmacies, including dispensing fees minus beneficiary copayment. Reimbursement amounts are gross amounts prior to the receipt of rebates from drug manufacturers to states.

^bA user is a beneficiary who had at least one prescription filled in a given therapeutic category during 2007. A beneficiary who used drugs from two or more categories was counted as a user for each category. Therefore, the sum of users across categories may exceed the total number of individual users. For information about these drug groups, see Wolters Kluwer Health, [<http://www.medi-span.com/master-drug-database.aspx>] (May 2, 2011).

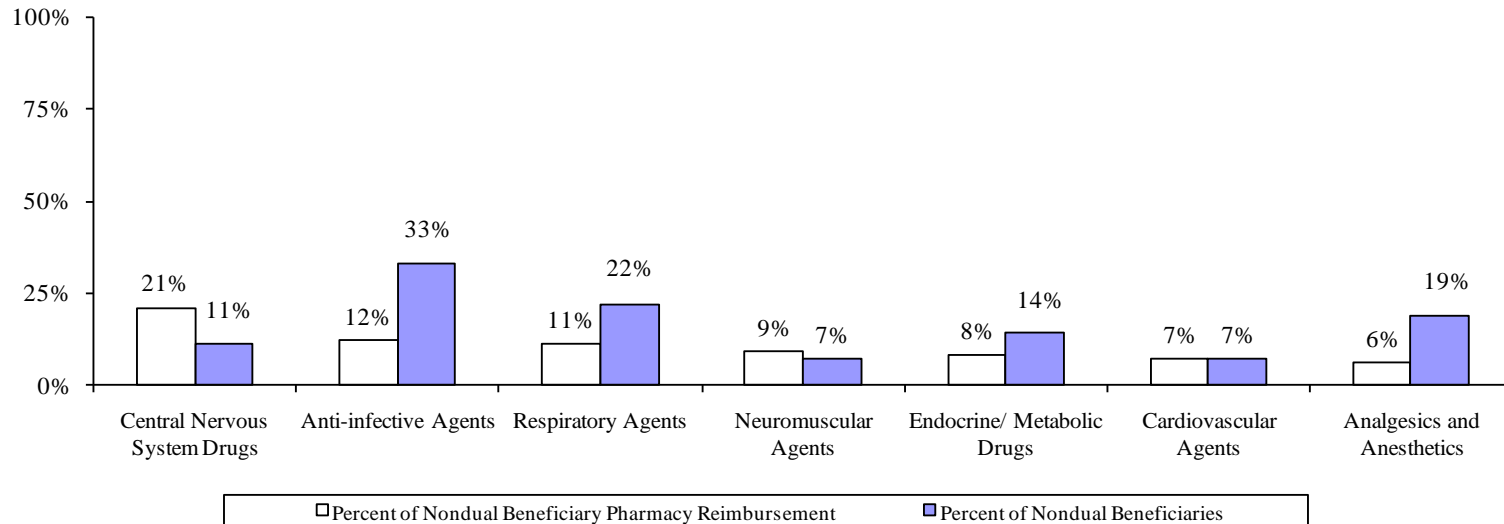
^cThe top 10 drugs groups were determined based on total Medicaid reimbursement in the state for 2007. For information about these drug groups, see Wolters Kluwer Health, [<http://www.medi-span.com/master-drug-database.aspx>] (May 2, 2011).

^dDual eligibles are beneficiaries who had Medicare as well as Medicaid FFS pharmacy benefits during any month of Medicaid enrollment in 2007. Nondual beneficiaries include beneficiaries who were never dually eligible or were dually eligible but never had Medicaid FFS pharmacy benefits. Refer to Table 1 in the Compendium for more information about how we determined dual eligibility status.

EXHIBIT 17

PERCENTAGE OF PHARMACY MEDICAID REIMBURSEMENT AND USERS FOR TOP 7 THERAPEUTIC CATEGORIES AMONG NONDUAL BENEFICIARIES, 2007^{a,b,c,d}

The top 7 therapeutic categories (out of 18 therapeutic categories) accounted for 73 percent of total Medicaid FFS pharmacy reimbursement for nondual beneficiaries in 2007



Source: Medicaid Analytic eXtract (MAX), 2007. This graph is based on the information contained in Table ND.6 of the Compendium.

^aThe Medicaid pharmacy reimbursement amount is the amount Medicaid reimbursed pharmacies, including dispensing fees minus beneficiary copayment. Reimbursement amounts are gross amounts prior to the receipt of rebates from drug manufacturers to states.

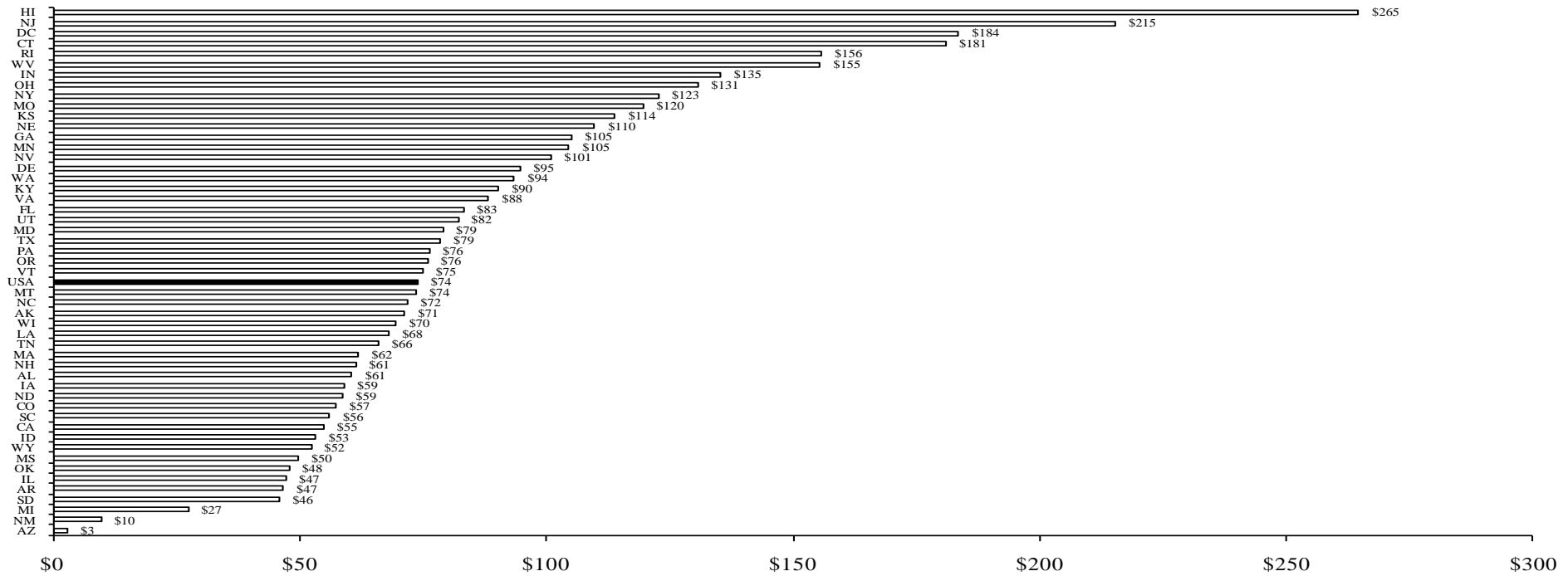
^bA user is a beneficiary who had at least one prescription filled in a given therapeutic category during 2007. A beneficiary who used drugs from two or more categories was counted as a user for each category. Therefore, the sum of users across categories may exceed the total number of individual users. For information about these therapeutic categories, see Wolters Kluwer Health, [<http://www.medi-span.com/master-drug-database.aspx>] (May 2, 2011).

^cTop 7 categories were determined based on total Medicaid reimbursement in 2007. For information about these therapeutic categories, see Wolters Kluwer Health, [<http://www.medi-span.com/master-drug-database.aspx>] (May 2, 2011).

^dDual eligibles are beneficiaries who had Medicare as well as Medicaid FFS pharmacy benefits during any month of Medicaid enrollment in 2007. Nondual beneficiaries include beneficiaries who were never dually eligible or were dually eligible but never had Medicaid FFS pharmacy benefits. Refer to Table 1 in the Compendium for more information about how we determined dual eligibility status.

EXHIBIT 18

AVERAGE MONTHLY MEDICAID PHARMACY REIMBURSEMENT AMONG NONDUAL BENEFICIARIES, BY STATE, 2007^{a,b,c}



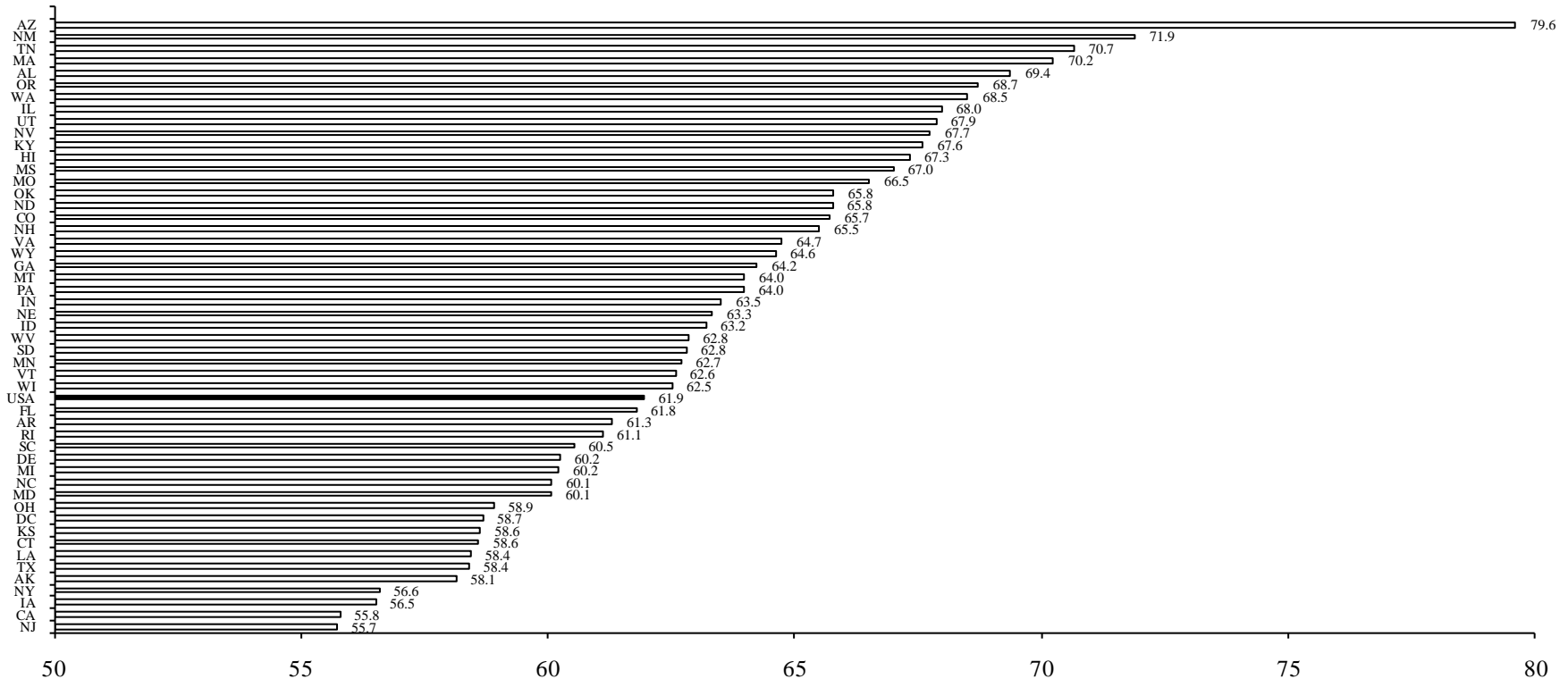
Source: Medicaid Analytic eXtract (MAX), 2007. This graph is based on the information contained in Table N.2 of the Compendium for the nation. The Compendium was prepared for 49 states and the District of Columbia. FFS pharmacy reimbursement information for Maine is not included because Maine did not submit complete data to CMS for 2007.

^aThe Medicaid pharmacy reimbursement amount is the amount Medicaid reimbursed pharmacies, including dispensing fees minus beneficiary copayment. Reimbursement amounts are gross amounts prior to the receipt of rebates from drug manufacturers to states.

^bMonthly reimbursement amounts were calculated by dividing the total reimbursement among all beneficiaries in the study population by the total number of benefit months of those beneficiaries. Benefit months are months during which beneficiaries had FFS pharmacy benefit coverage.

^cDual eligibles are beneficiaries who had Medicare as well as Medicaid FFS pharmacy benefits during any month of Medicaid enrollment in 2007. Nondual beneficiaries include beneficiaries who were never dually eligible or were dually eligible but never had Medicaid FFS pharmacy benefits. Refer to Table 1 in the Compendium for more information about how we determined dual eligibility status.

EXHIBIT 19
GENERIC PRESCRIPTIONS AS PERCENTAGE OF ALL MEDICAID PRESCRIPTIONS
AMONG NONDUAL BENEFICIARIES, BY STATE, 2007^{a,b}



Source: Medicaid Analytic eXtract (MAX), 2007. This graph is based on the information contained in Table N.2 of the Compendium for the nation. The Compendium was prepared for 49 states and the District of Columbia. FFS pharmacy reimbursement information for Maine is not included because Maine did not submit complete data to CMS for 2007.

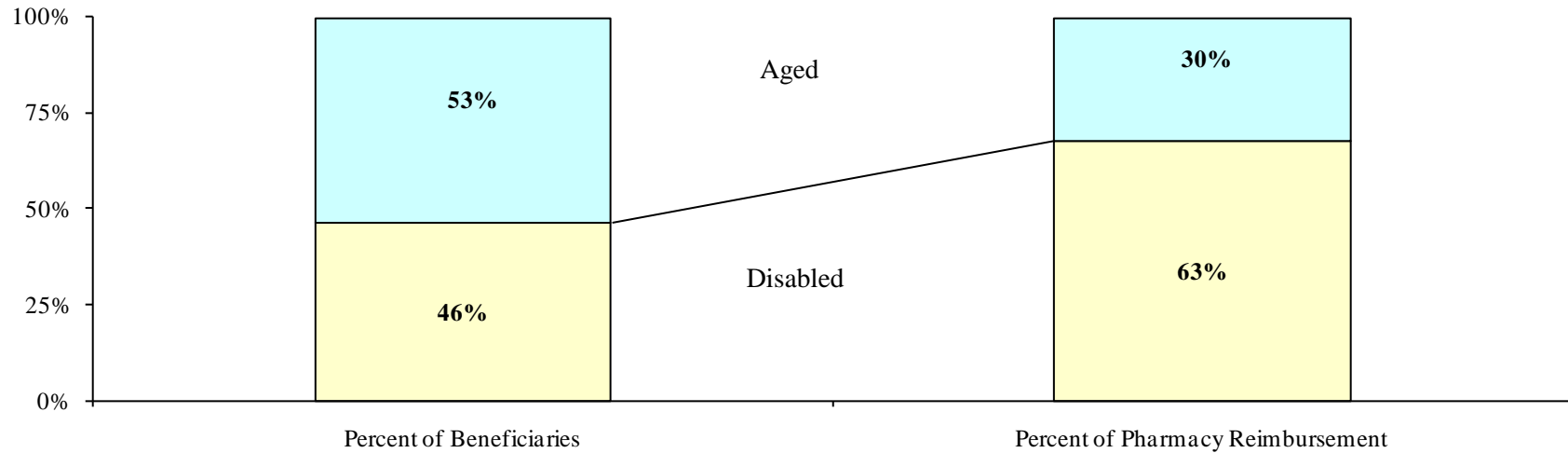
^aBrand-name drugs, sometimes called “innovator single-source drugs,” are drugs whose patents have not yet expired. Off-patent brand-name drugs, sometimes called “innovator multiple-source drugs,” are brand-name drugs whose patents have expired. Generic drugs, sometimes called “non-innovator multiple-source drugs,” are off-patent drugs manufactured and sold by companies other than the original patent holder. For information about this classification method, see Wolters Kluwer Health, <http://www.medicspan.com/master-drug-database.aspx> (May 2, 2011).

^bDual eligibles are beneficiaries who had Medicare as well as Medicaid FFS pharmacy benefits during any month of Medicaid enrollment in 2007. Nondual beneficiaries include beneficiaries who were never dually eligible or were dually eligible but never had Medicaid FFS pharmacy benefits. Refer to Table 1 in the Compendium for more information about how we determined dual eligibility status.

**MEDICAID PHARMACY USE AND REIMBURSEMENT,
DUAL ELIGIBLE BENEFICIARIES**

EXHIBIT 20

DISTRIBUTION OF MEDICAID BENEFICIARIES AND TOTAL PHARMACY REIMBURSEMENT AMONG DUAL ELIGIBLES, BY BASIS OF ELIGIBILITY, 2007^{a,b,c,d}



Source: Medicaid Analytic eXtract (MAX), 2007. This graph is based on the information contained in Tables D.2, D.3, and D.6 of the Compendium.

^aChildren and adults comprise less than 1 percent each of dual eligible beneficiaries both in percentage of beneficiaries and in percentage of pharmacy reimbursement.

^bThe Medicaid pharmacy reimbursement amount is the amount Medicaid reimbursed pharmacies, including dispensing fees minus beneficiary copayment. Reimbursement amounts are gross amounts prior to the receipt of rebates from drug manufacturers to states.

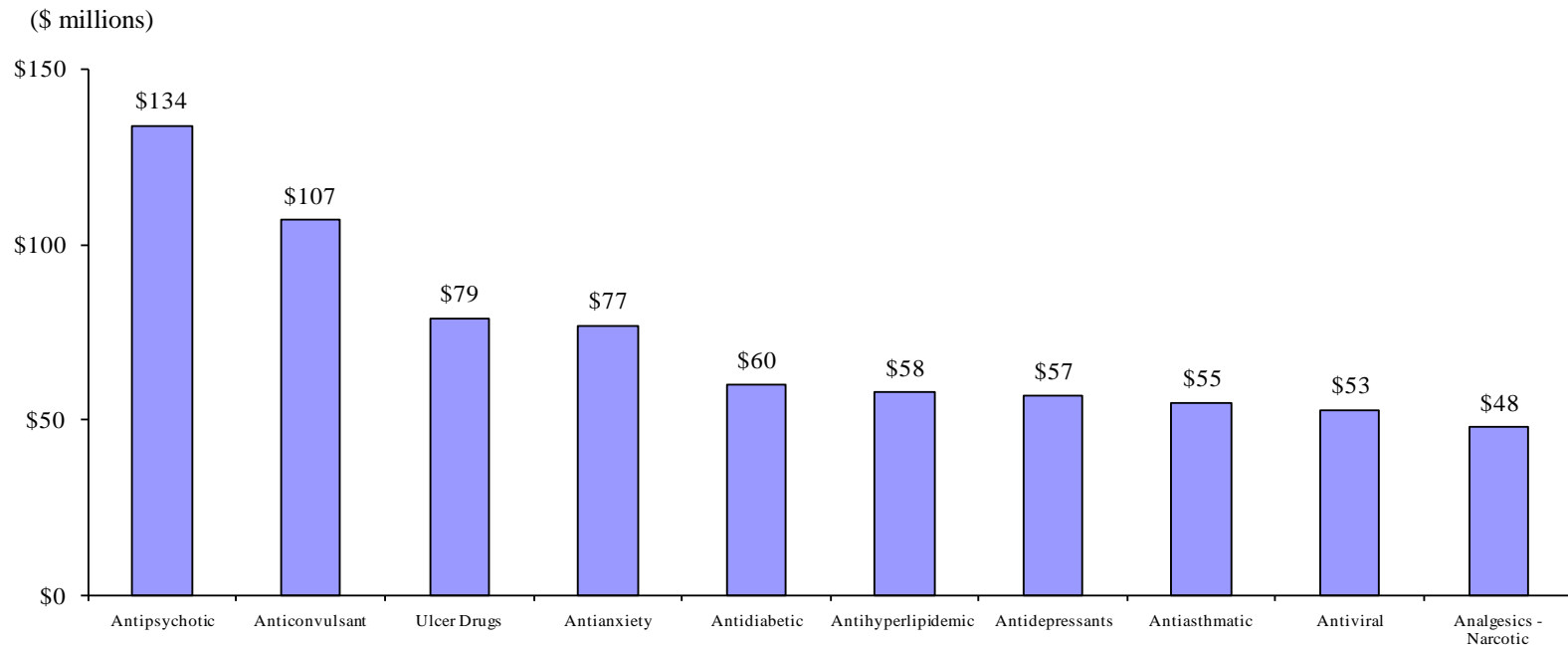
^cMedicaid basis of eligibility is classified as: aged, disabled, adults, and children. The disabled group includes beneficiaries of any age who were determined to be eligible because of disability or blindness, and thus includes a large number of dual eligibles. The children's group includes children receiving foster care and adoptive services. The total includes some beneficiaries with unknown basis of eligibility and some whose age categories are not consistent with basis of eligibility.

^dDual eligibles are beneficiaries who had Medicare as well as Medicaid FFS pharmacy benefits during any month of Medicaid enrollment in 2007. Refer to Table 1 in the Compendium for more information about how we determined dual eligibility status.

EXHIBIT 21

TOTAL ANNUAL MEDICAID REIMBURSEMENT FOR TOP 10 DRUG GROUPS AMONG DUAL ELIGIBLES, 2007^{a,b,c,d}

The top 10 drug groups (out of over 90 drug groups) accounted for 58 percent of total Medicaid FFS pharmacy reimbursement for dual eligibles in 2007.



Source: Medicaid Analytic eXtract (MAX), 2007. This graph is based on the information contained in Table D.7 of the Compendium.

^aThe Medicaid pharmacy reimbursement amount is the amount Medicaid reimbursed pharmacies, including dispensing fees minus beneficiary copayment. Reimbursement amounts are gross amounts prior to the receipt of rebates from drug manufacturers to states.

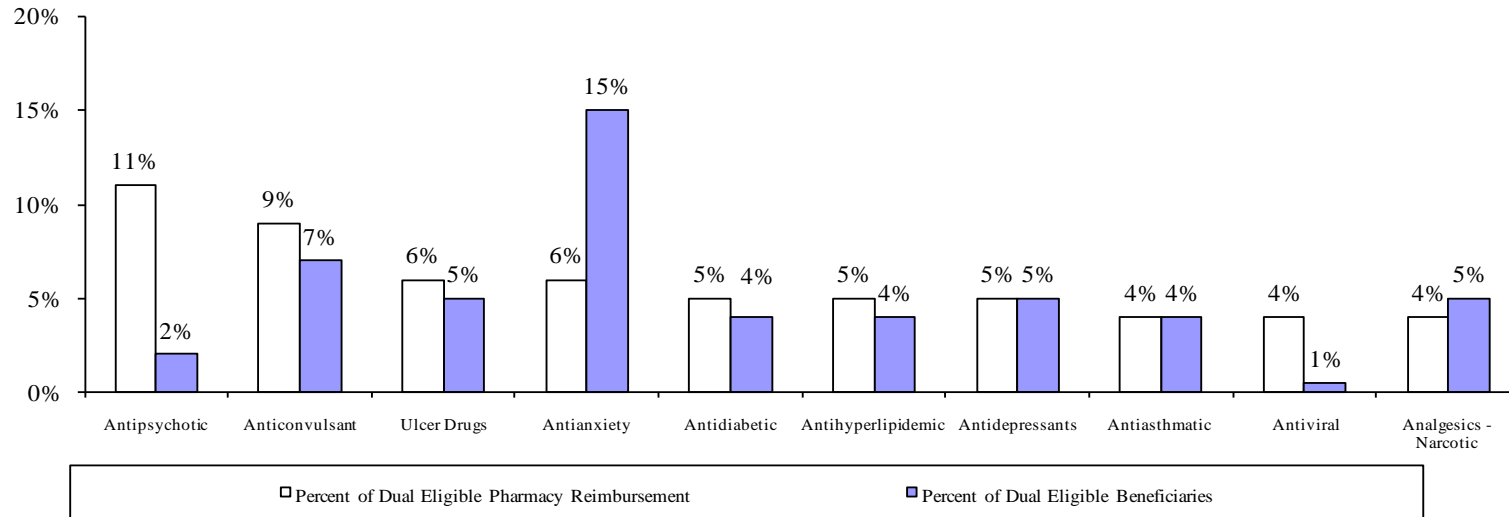
^bAnnual per-beneficiary reimbursement includes all reimbursement during the year for the number of months of Medicaid FFS pharmacy benefit coverage. Thus, some beneficiaries may have had only one month of coverage, while others were covered for twelve months. At the national level, dual eligible Medicaid beneficiaries in the study population had, on average, 10.6 months of coverage.

^cThe top 10 drug groups were determined based on total Medicaid reimbursement in 2007. For information about these drug groups, see Wolters Kluwer Health, <http://www.medi-span.com/master-drug-database.aspx> (May 2, 2011).

^dDual eligibles are beneficiaries who had Medicare as well as Medicaid FFS pharmacy benefits during any month of Medicaid enrollment in 2007. Refer to Table 1 in the Compendium for more information about how we determined dual eligibility status.

EXHIBIT 22

PERCENTAGE OF MEDICAID PHARMACY REIMBURSEMENT AND USERS FOR TOP 10 DRUG GROUPS AMONG DUAL ELIGIBLES, 2007^{a,b,c,d}



31

Source: Medicaid Analytic eXtract (MAX), 2007. This graph is based on the information contained in Tables D.2, D.6, and D.7 of the Compendium.

^aThe Medicaid pharmacy reimbursement amount is the amount Medicaid reimbursed pharmacies, including dispensing fees minus beneficiary copayment. Reimbursement amounts are gross amounts prior to the receipt of rebates from drug manufacturers to states.

^bA user is a beneficiary who had at least one prescription filled in a given therapeutic category during 2007. A beneficiary who used drugs from two or more categories was counted as a user for each category. Therefore, the sum of users across categories may exceed the total number of individual users. For information about these drug groups, see Wolters Kluwer Health, [<http://www.medi-span.com/master-drug-database.aspx>] (May 2, 2011).

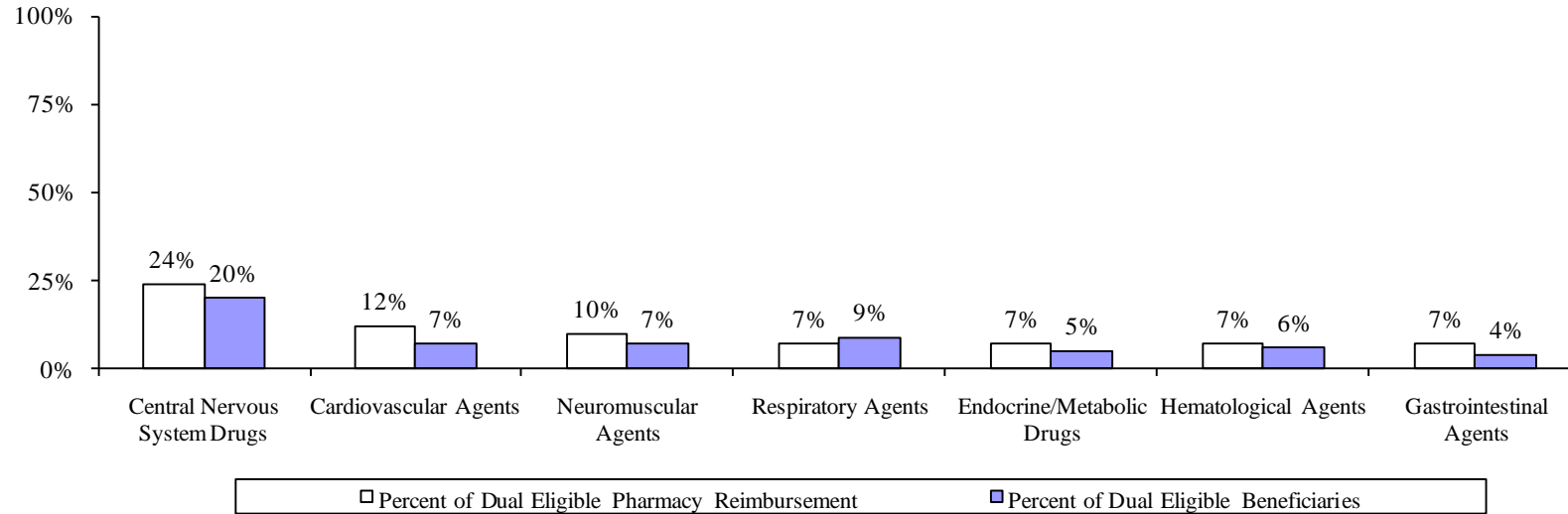
^cThe top 10 drugs groups were determined based on total Medicaid reimbursement in 2007. For information about these drug groups, see Wolters Kluwer Health, [<http://www.medi-span.com/master-drug-database.aspx>] (May 2, 2011).

^dDual eligibles are beneficiaries who had Medicare as well as Medicaid FFS pharmacy benefits during any month of Medicaid enrollment in 2007. Refer to Table 1 in the Compendium for more information about how we determined dual eligibility status.

EXHIBIT 23

PERCENTAGE OF MEDICAID PHARMACY REIMBURSEMENT AND USERS FOR TOP 7 THERAPEUTIC CATEGORIES AMONG DUAL ELIGIBLES, 2007^{a,b,c,d}

The top 7 therapeutic categories (out of 18 therapeutic categories) accounted for 74 percent of total Medicaid FFS pharmacy reimbursement for dual beneficiaries in 2007



32

Source: Medicaid Analytic eXtract (MAX), 2007. This graph is based on the information contained in Table D.6 of the Compendium.

^aThe Medicaid pharmacy reimbursement amount is the amount Medicaid reimbursed pharmacies, including dispensing fees minus beneficiary copayment. Reimbursement amounts are gross amounts prior to the receipt of rebates from drug manufacturers to states.

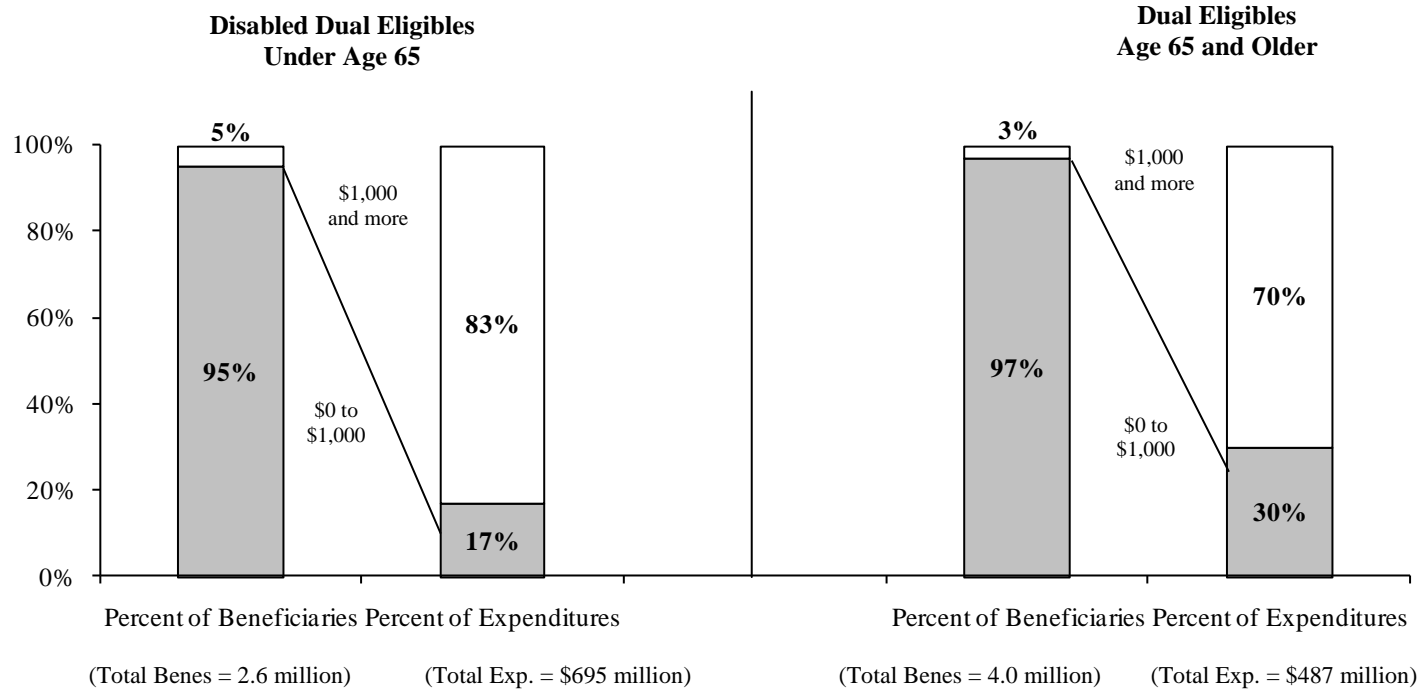
^bA user is a beneficiary who had at least one prescription filled in a given therapeutic category during 2007. A beneficiary who used drugs from two or more categories was counted as a user for each category. Therefore, the sum of users across categories may exceed the total number of individual users. For information about these therapeutic categories, see Wolters Kluwer Health, [<http://www.medi-span.com/master-drug-database.aspx>] (May 2, 2011).

^cTop 7 categories were determined based on total Medicaid reimbursement in 2007. For information about these therapeutic categories, see Wolters Kluwer Health, [<http://www.medi-span.com/master-drug-database.aspx>] (May 2, 2011).

^dDual eligibles are beneficiaries who had Medicare as well as Medicaid FFS pharmacy benefits during any month of Medicaid enrollment in 2007. Refer to Table 1 in the Compendium for more information about how we determined dual eligibility status.

EXHIBIT 24

DISTRIBUTION OF ANNUAL MEDICAID PHARMACY REIMBURSEMENT FOR DUAL ELIGIBLES, UNDER-AGE-65 DISABLED VS. AGE 65 AND OLDER, 2007^{a,b,c}



Source: Medicaid Analytic eXtract (MAX), 2007. This graph is based on the information contained in Supplemental Tables 1A and 1B of the Compendium for the nation.

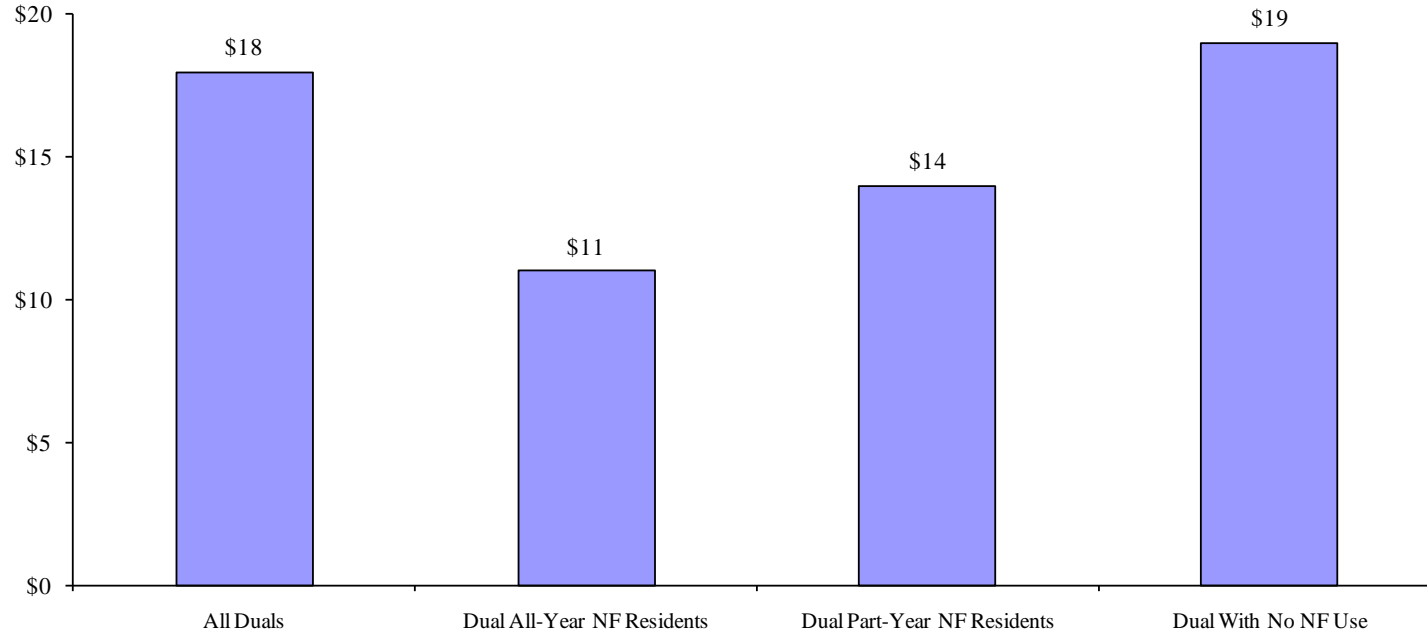
^aThe Medicaid pharmacy reimbursement amount is the amount Medicaid reimbursed pharmacies, including dispensing fees minus beneficiary copayment. Reimbursement amounts are gross amounts prior to the receipt of rebates from drug manufacturers to states.

^bAnnual per-beneficiary reimbursement includes all reimbursement during the year for the number of months of Medicaid FFS pharmacy benefit coverage. Thus, some beneficiaries may have had only one month of coverage, while others were covered for twelve months. At the national level, dual eligible Medicaid beneficiaries in the study population had, on average, 10.6 months of coverage in 2007.

^cDual eligibles include beneficiaries who had Medicare as well as Medicaid FFS pharmacy benefit coverage during any month of Medicaid enrollment in 2007. Refer to Table 1 in the Compendium for more information about how we determined dual eligibility status.

EXHIBIT 25

**AVERAGE MONTHLY MEDICAID PHARMACY REIMBURSEMENT AMONG DUAL ELIGIBLES,
BY BENEFICIARY NURSING FACILITY RESIDENCE, 2007^{a,b,c}**



34

Source: Medicaid Analytic eXtract (MAX), 2007. This graph is based on the information contained in Table D.4 of the Compendium.

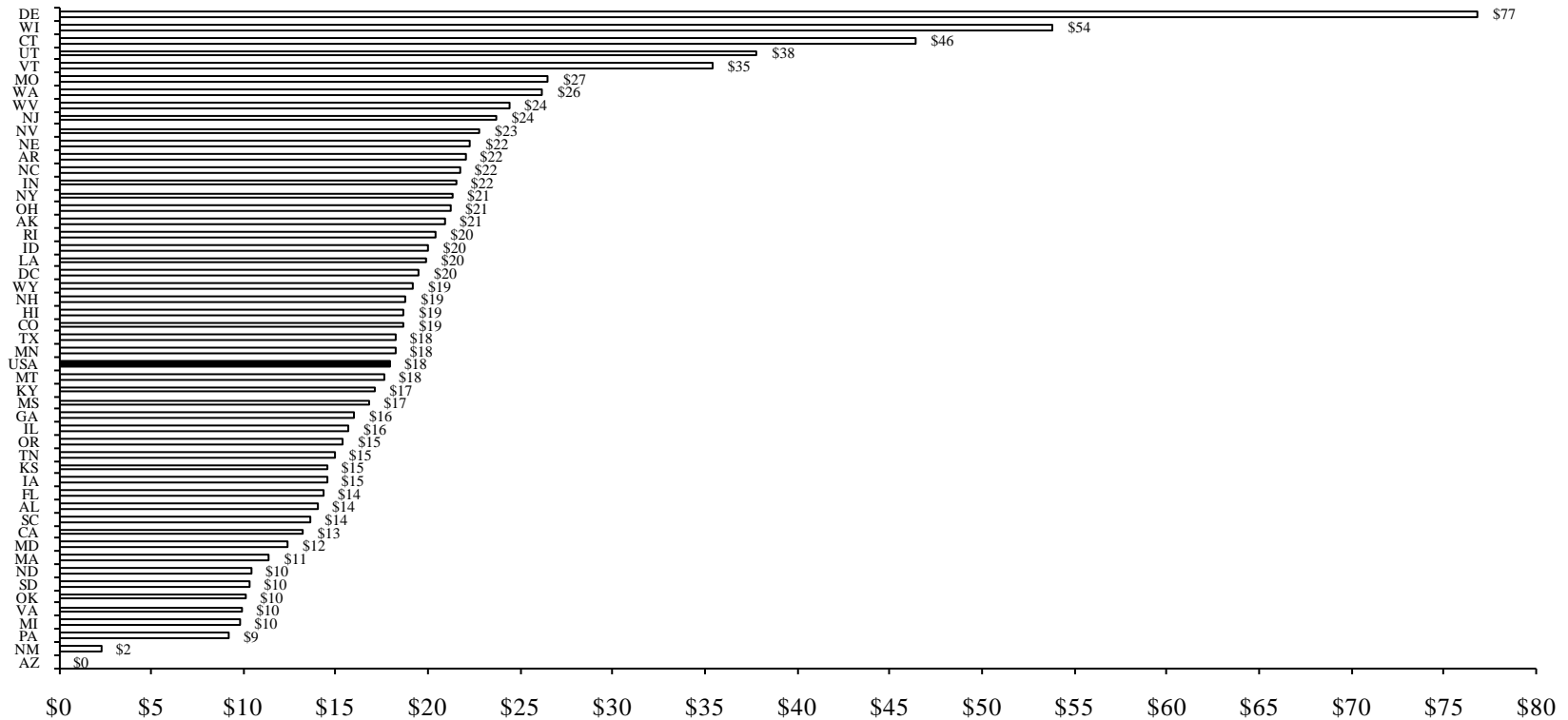
^aThe Medicaid pharmacy reimbursement amount is the amount Medicaid reimbursed pharmacies, including dispensing fees minus beneficiary copayment. Reimbursement amounts are gross amounts prior to the receipt of rebates from drug manufacturers to states.

^bMonthly reimbursement amounts were calculated by dividing the total reimbursement among all beneficiaries in the study population by the total number of benefit months of those beneficiaries. Benefit months are months during which beneficiaries had FFS pharmacy benefit coverage.

^cDual eligibles are beneficiaries who had Medicare as well as Medicaid FFS pharmacy benefits during any month of Medicaid enrollment in 2007. Refer to Table 1 in the Compendium for more information about how we determined dual eligibility status.

EXHIBIT 26

AVERAGE MONTHLY MEDICAID PHARMACY REIMBURSEMENT AMONG DUAL ELIGIBLES, BY STATE, 2007^{a,b}



35

Source: Medicaid Analytic eXtract (MAX), 2007. This graph is based on the information contained in Table N.5 of the Compendium for the nation. The Compendium was prepared for 49 states and the District of Columbia. FFS pharmacy reimbursement information for Maine is not included because Maine did not submit complete data to CMS for 2007.

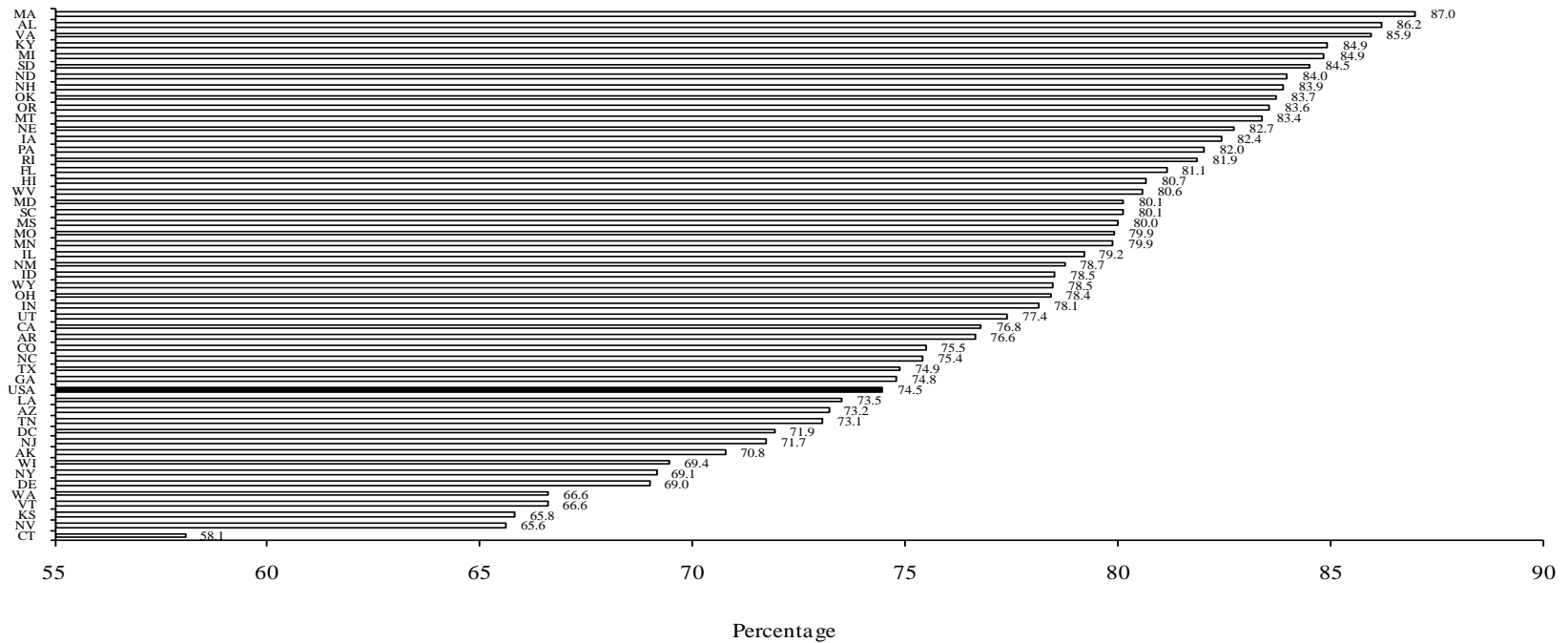
^aThe Medicaid pharmacy reimbursement amount is the amount Medicaid reimbursed pharmacies, including dispensing fees minus beneficiary copayment. Reimbursement amounts are gross amounts prior to the receipt of rebates from drug manufacturers to states.

^bMonthly use and reimbursement amounts were calculated by dividing the total use and reimbursement among all beneficiaries in the study population by the total number of benefit months of those beneficiaries. Benefit months are months during which beneficiaries had FFS pharmacy benefit coverage.

^cDual eligibles are beneficiaries who had Medicare as well as Medicaid FFS pharmacy benefits during any month of Medicaid enrollment in 2007. Refer to Table 1 in the Compendium for more information about how we determined dual eligibility status.

EXHIBIT 27

GENERIC PRESCRIPTIONS AS A PERCENTAGE OF ALL MEDICAID PRESCRIPTIONS AMONG DUAL ELIGIBLES, BY STATE, 2007^{a,b}



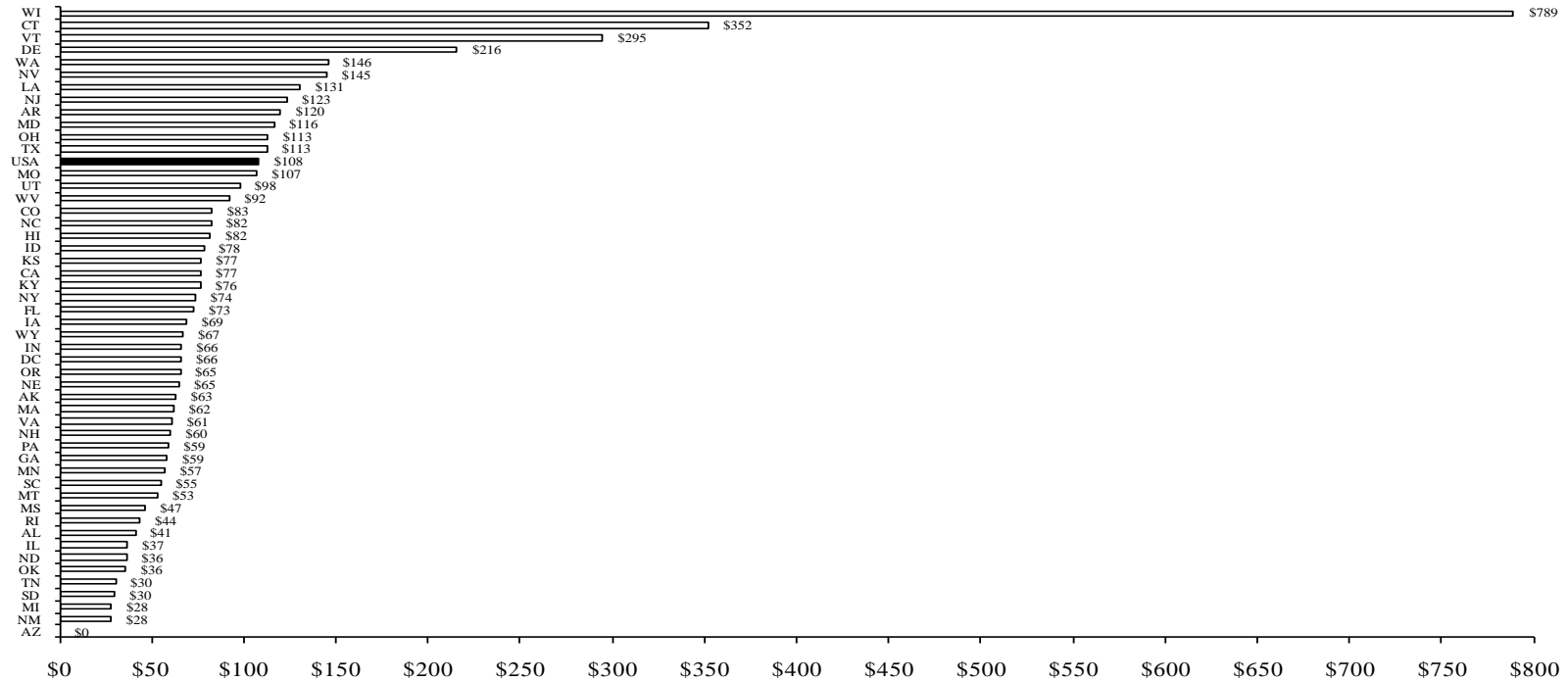
Source: Medicaid Analytic eXtract (MAX), 2007. This graph is based on the information contained in Table N.5 of the Compendium for the nation. The Compendium was prepared for 49 states and the District of Columbia. FFS pharmacy reimbursement information for Maine is not included because Maine did not submit complete data to CMS for 2007.

^aBrand-name drugs, sometimes called “innovator single-source drugs,” are drugs whose patents have not yet expired. Off-patent brand-name drugs, sometimes called “innovator multiple-source drugs,” are brand-name drugs whose patents have expired. Generic drugs, sometimes called “non-innovator multiple-source drugs,” are off-patent drugs manufactured and sold by companies other than the original patent holder. For information about this classification method, see Wolters Kluwer Health, [<http://www.medicspan.com/master-drug-database.aspx>] (May 2, 2011).

^bDual eligibles are beneficiaries who had Medicare as well as Medicaid FFS pharmacy benefits during any month of Medicaid enrollment in 2007. Refer to Table 1 in the Compendium for more information about how we determined dual eligibility status.

EXHIBIT 28

**AVERAGE ANNUAL MEDICAID PHARMACY REIMBURSEMENT AMOUNT PER BENEFICIARY
FOR AGED DUAL ELIGIBLES, BY STATE, 2007^{a,b,c}**



Source: Medicaid Analytic eXtract (MAX), 2007. This graph is based on the information contained in State Tables D.3 of the Compendium. The Compendium was prepared for 49 states and the District of Columbia. FFS pharmacy reimbursement information for Maine is not included because Maine did not submit complete data to CMS for 2007.

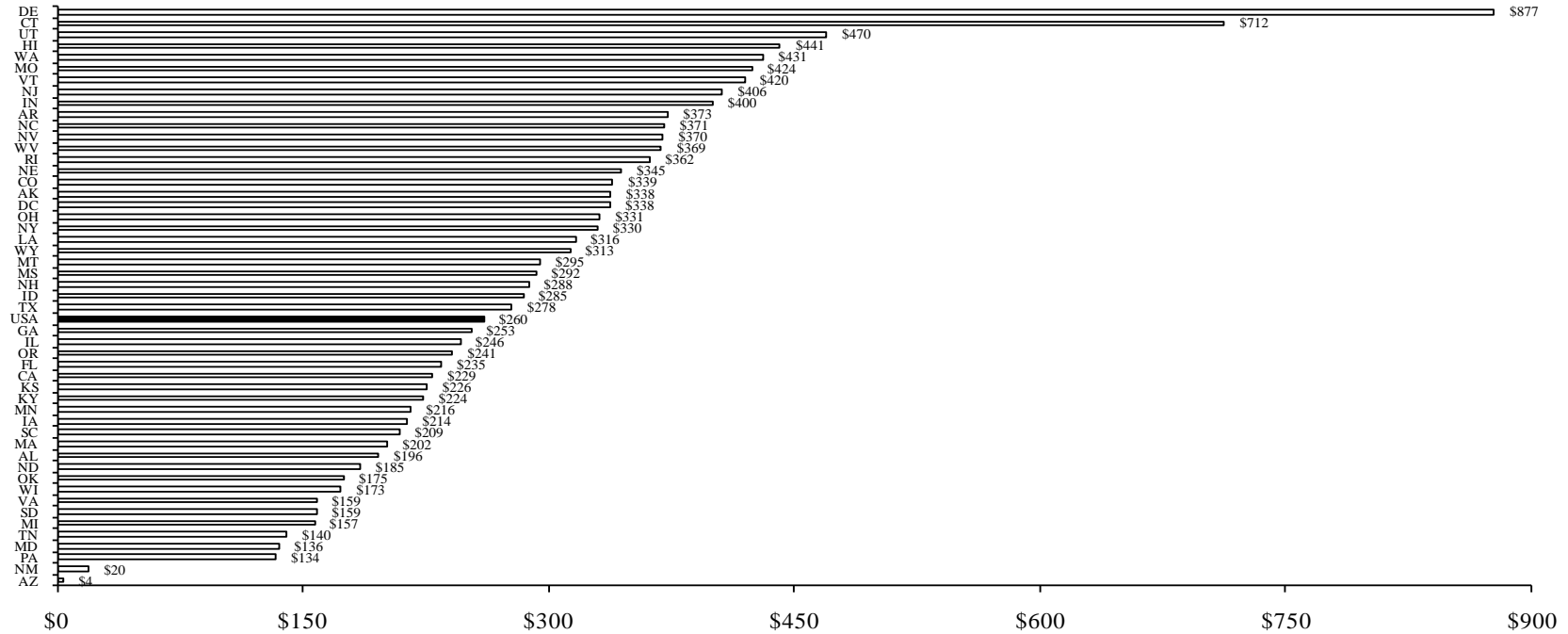
^aThe Medicaid pharmacy reimbursement amount is the amount Medicaid reimbursed pharmacies, including dispensing fees minus beneficiary copayment. Reimbursement amounts are gross amounts prior to the receipt of rebates from drug manufacturers to states.

^bAnnual per-beneficiary reimbursement includes all reimbursement during the year for the number of months of Medicaid FFS pharmacy benefit coverage. Thus, some beneficiaries may have had only one month of coverage, while others were covered for twelve months. At the national level, aged dual eligible Medicaid beneficiaries in the study population had, on average, 10.6 months of coverage.

^cDual eligibles include beneficiaries who had Medicare as well as Medicaid FFS pharmacy benefit coverage during any month of Medicaid enrollment in 2007. Refer to Table 1 in the Compendium for more information about how we determined dual eligibility status.

EXHIBIT 29

AVERAGE ANNUAL MEDICAID PHARMACY REIMBURSEMENT AMOUNT PER BENEFICIARY FOR UNDER-AGE-65 DISABLED DUAL ELIGIBLE BENEFICIARIES, BY STATE, 2007^{a,b,c}



Source: Medicaid Analytic eXtract (MAX), 2007. This graph is based on the information contained in State Tables D.3 of the Compendium. The Compendium was prepared for 49 states and the District of Columbia. FFS pharmacy reimbursement information for Maine is not included because Maine did not submit complete data to CMS for 2007.

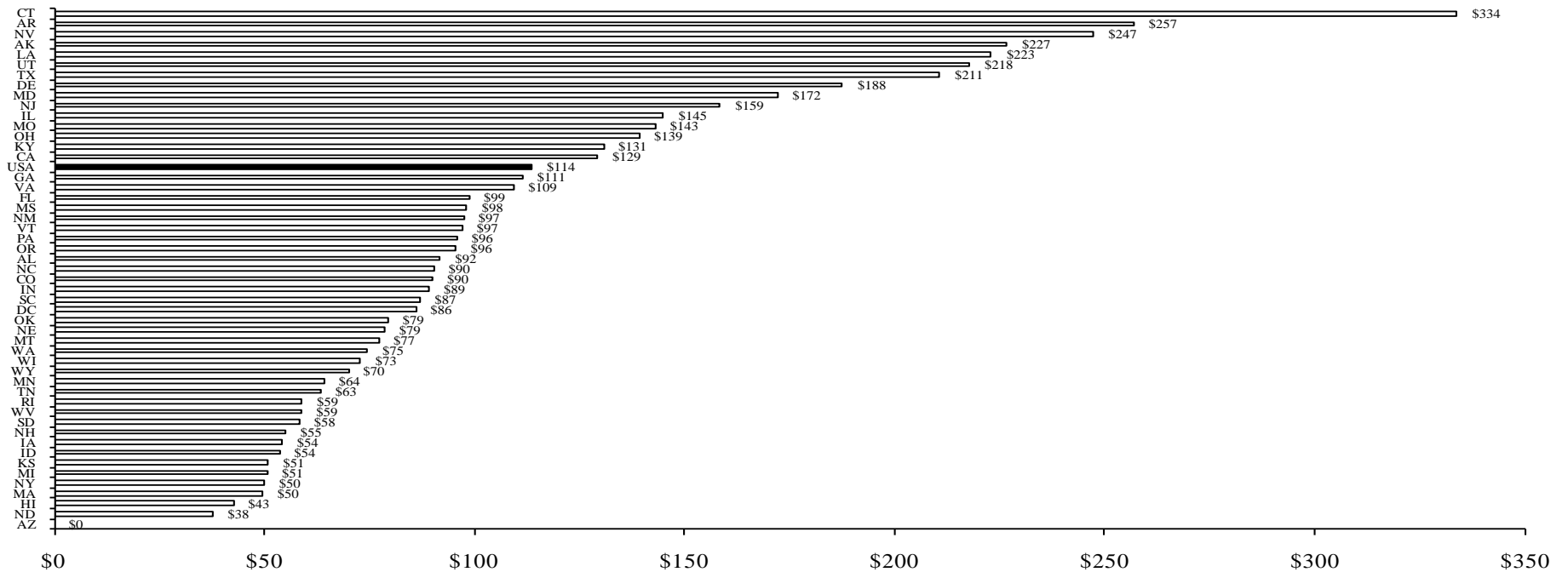
^aThe Medicaid pharmacy reimbursement amount is the amount Medicaid reimbursed pharmacies, including dispensing fees minus beneficiary copayment. Reimbursement amounts are gross amounts prior to the receipt of rebates from drug manufacturers to states.

^bAnnual per-beneficiary reimbursement includes all reimbursement during the year for the number of months of Medicaid FFS pharmacy benefit coverage. Thus, some beneficiaries may have had only one month of coverage, while others were covered for twelve months. At the national level, disabled dual eligible Medicaid beneficiaries in the study population had, on average, 10.6 months of coverage.

^cDual eligibles include beneficiaries who had Medicare as well as Medicaid FFS pharmacy benefit coverage during any month of Medicaid enrollment in 2007. Refer to Table 1 in the Compendium for more information about how we determined dual eligibility status.

EXHIBIT 30

AVERAGE ANNUAL MEDICAID PHARMACY REIMBURSEMENT AMOUNT PER BENEFICIARY FOR DUAL ELIGIBLE ALL-YEAR NURSING FACILITY RESIDENTS, BY STATE, 2007^{a,b,c}



Source: Medicaid Analytic eXtract (MAX), 2007. This graph is based on the information contained in State Tables D.3 of the Compendium. The Compendium was prepared for 49 states and the District of Columbia. FFS pharmacy reimbursement information for Maine is not included because Maine did not submit complete data to CMS for 2007.

^aThe Medicaid pharmacy reimbursement amount is the amount Medicaid reimbursed pharmacies, including dispensing fees minus beneficiary copayment. Reimbursement amounts are gross amounts prior to the receipt of rebates from drug manufacturers to states.

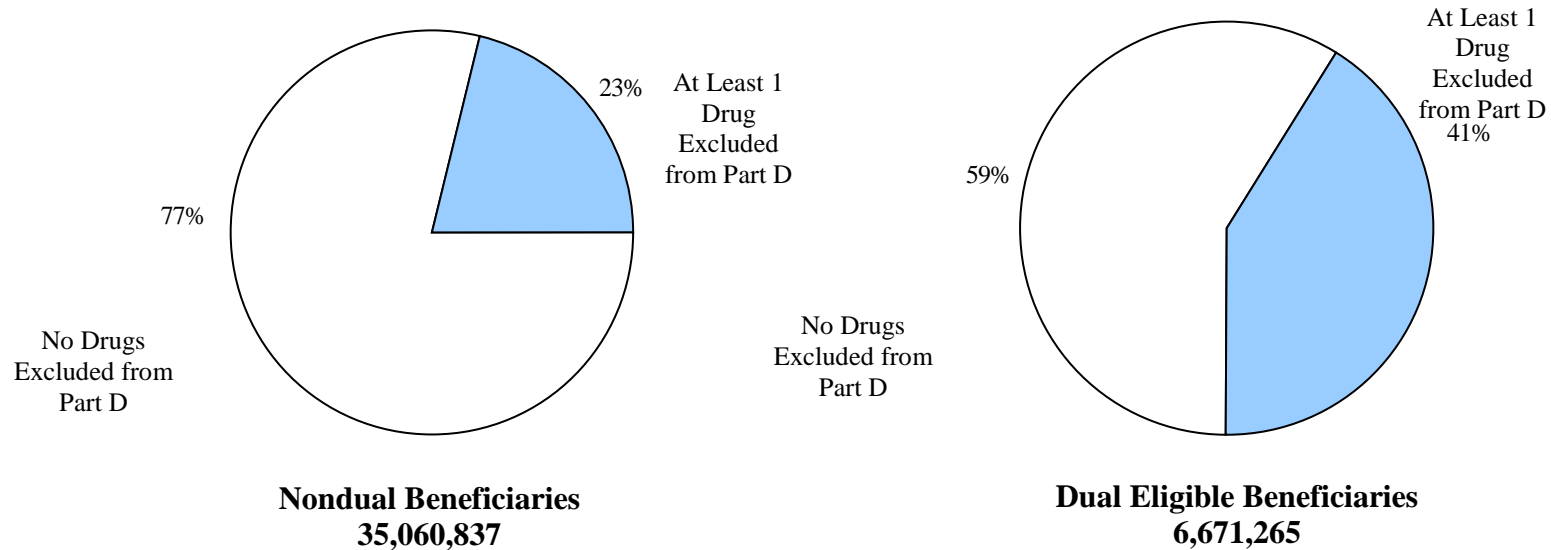
^bAnnual per-beneficiary reimbursement includes all reimbursement during the year for the number of months of Medicaid FFS pharmacy benefit coverage. Thus, some beneficiaries may have had only one month of coverage, while others were covered for twelve months. At the national level, dual eligible Medicaid beneficiaries in the study population who resided in nursing facilities full-year had, on average, 10.4 months of coverage.

^cDual eligibles include beneficiaries who had Medicare as well as Medicaid FFS pharmacy benefit coverage during any month of Medicaid enrollment in 2007. Refer to Table 1 in the Compendium for more information about how we determined dual eligibility status.

**MEDICAID PHARMACY USE AND REIMBURSEMENT,
DRUGS EXCLUDED BY STATUTE FROM MEDICARE PART D**

EXHIBIT 31

PERCENTAGE OF MEDICAID BENEFICIARIES USING AT LEAST ONE DRUG EXCLUDED FROM MEDICARE PART D, 2007^{a,b}



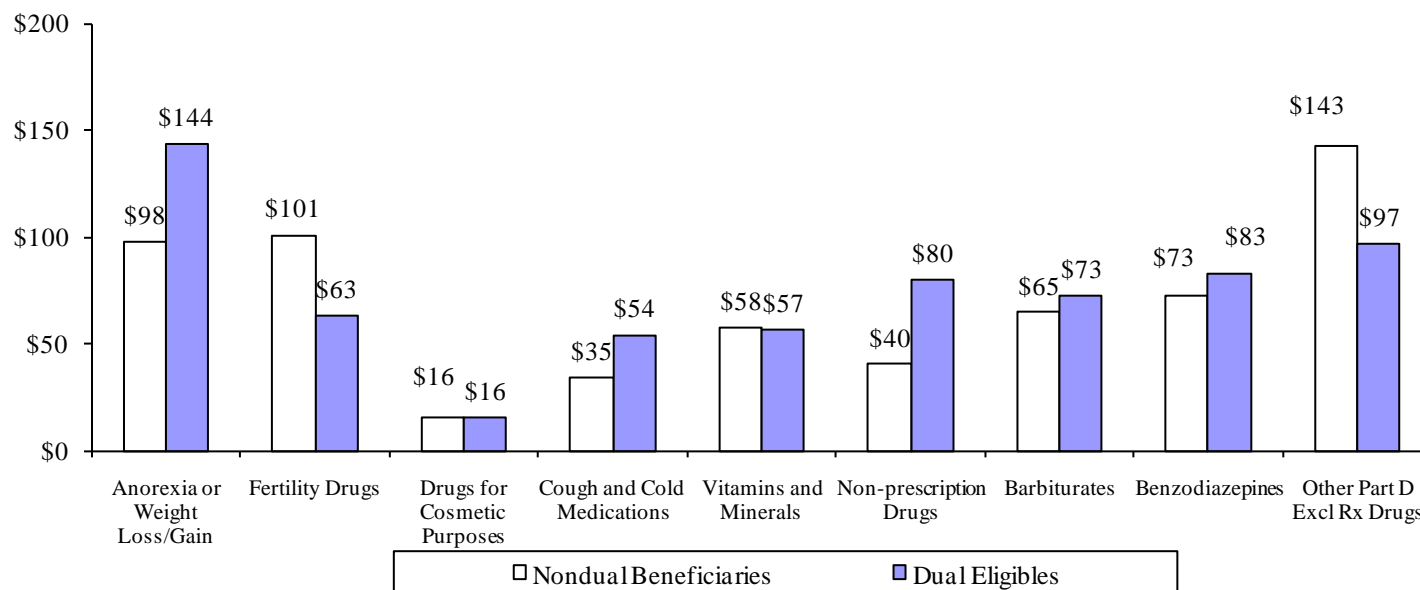
Source: Medicaid Analytic eXtract (MAX), 2007. These graphs are based on the information contained in Tables ND.11 and D.11 of the Compendium.

^aThe statute that established the Medicare Part D drug benefit excluded several types of drugs from Part D coverage. State Medicaid programs are required to continue covering these drugs for dual eligibles if they are covered for any other Medicaid beneficiaries. Drugs excluded from the Medicare Part D drug benefit include benzodiazepines; barbiturates; nonprescription (OTC) medications; prescription vitamins and minerals (not including prenatal vitamins and fluoride preparations); and drugs used for anorexia, weight loss, or weight gain. Other excluded drugs include those that promote fertility; those used for cosmetic purposes or hair growth, for symptomatic relief of coughs and colds; or drugs for which the manufacturer requires that associated tests or monitoring services be purchased exclusively from the manufacturer.

^bDual eligibles are beneficiaries who had Medicare as well as Medicaid FFS pharmacy benefits during any month of Medicaid enrollment in 2007. Nondual beneficiaries include beneficiaries who were never dually eligible or were dually eligible but never had Medicaid FFS pharmacy benefits. Refer to Table 1 in the Compendium for more information about how we determined dual eligibility status.

EXHIBIT 32

ANNUAL MEDICAID PHARMACY REIMBURSEMENT FOR DRUGS EXCLUDED FROM MEDICARE PART D, NONDUAL AND DUAL ELIGIBLE BENEFICIARIES, 2007^{a,b}



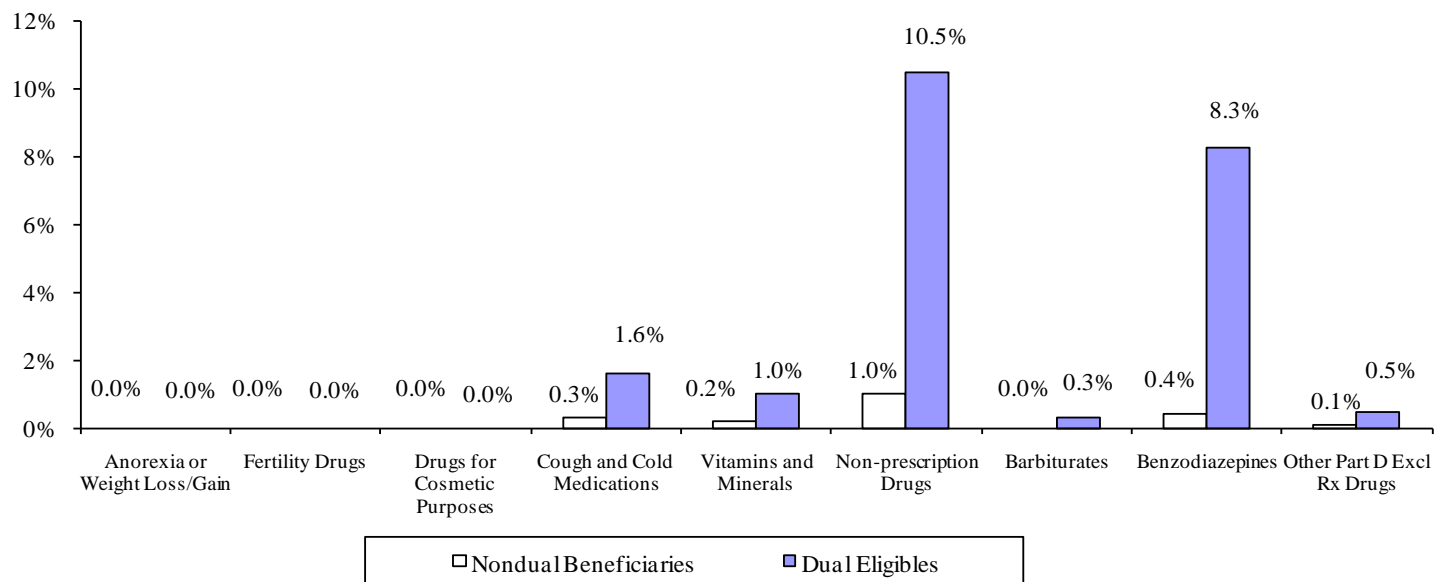
Source: Medicaid Analytic eXtract (MAX), 2007. This graph is based on the information contained in Tables ND.13 and D.13 of the Compendium.

^aThe statute that established the Medicare Part D drug benefit excluded several types of drugs from Part D coverage. State Medicaid programs are required to continue covering these drugs for dual eligibles if they are covered for any other Medicaid beneficiaries. Drugs excluded from the Medicare Part D drug benefit include benzodiazepines; barbiturates; nonprescription (OTC) medications; prescription vitamins and minerals (not including prenatal vitamins and fluoride preparations); and drugs used for anorexia, weight loss, or weight gain. Other excluded drugs include those that promote fertility; those used for cosmetic purposes or hair growth, for symptomatic relief of coughs and colds; or drugs for which the manufacturer requires that associated tests or monitoring services be purchased exclusively from the manufacturer.

^bDual eligibles are beneficiaries who had Medicare as well as Medicaid FFS pharmacy benefits during any month of Medicaid enrollment in 2007. Nondual beneficiaries include beneficiaries who were never dually eligible or were dually eligible but never had Medicaid FFS pharmacy benefits. Refer to Table 1 in the Compendium for more information about how we determined dual eligibility status.

EXHIBIT 33

ANNUAL MEDICAID PHARMACY REIMBURSEMENT FOR DRUGS EXCLUDED FROM MEDICARE PART D FOR NONDUAL AND DUAL ELIGIBLE BENEFICIARIES AS A PERCENTAGE OF TOTAL ANNUAL MEDICAID REIMBURSEMENT FOR NONDUAL AND DUAL ELIGIBLE BENEFICIARIES, 2007^{a,b}



Source: Medicaid Analytic eXtract (MAX), 2007. This graph is based on the information contained in Tables ND.13 and D.13 of the Compendium.

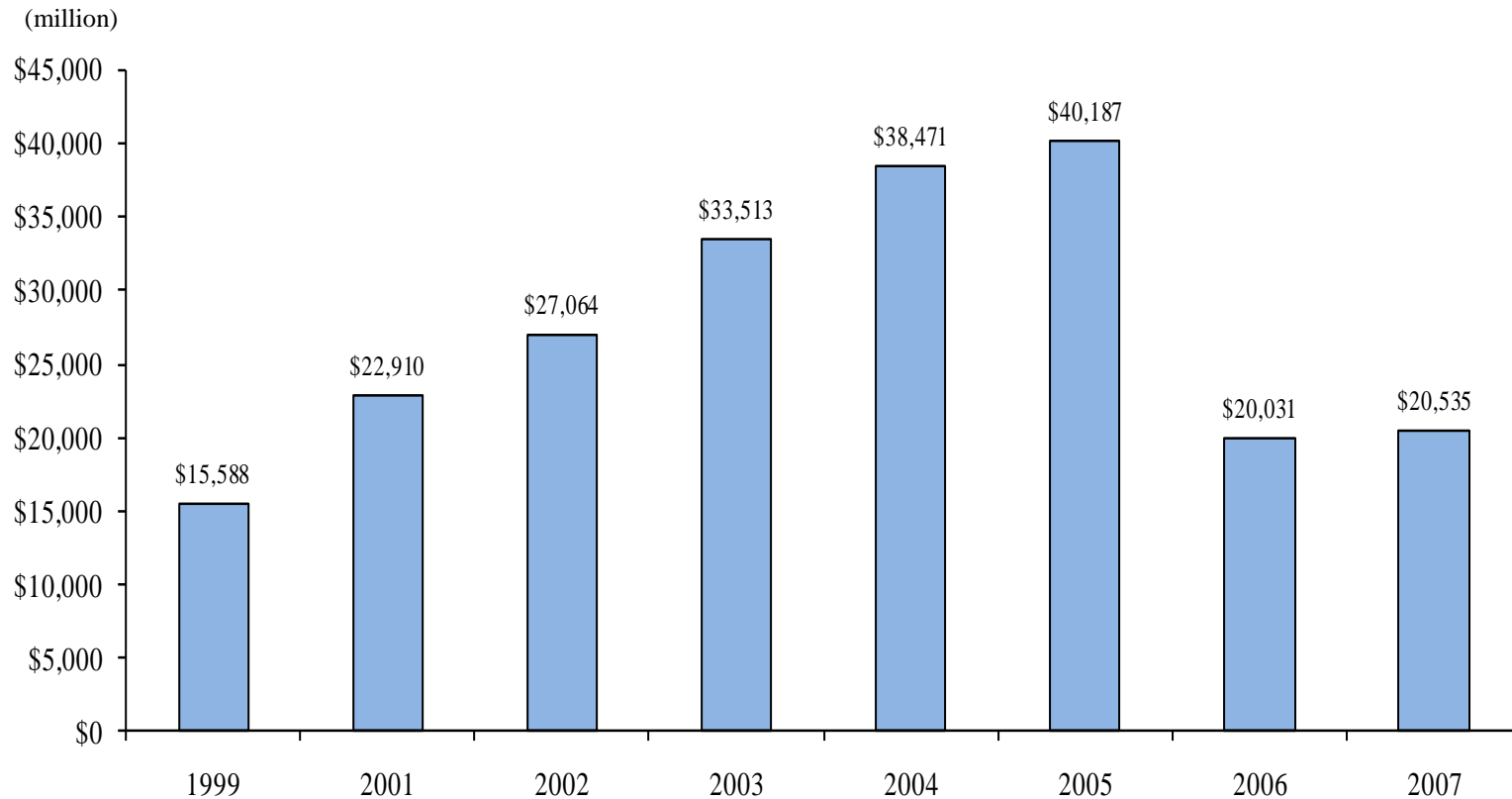
^aThe statute that established the Medicare Part D drug benefit excluded several types of drugs from Part D coverage. State Medicaid programs are required to continue covering these drugs for dual eligibles if they are covered for any other Medicaid beneficiaries. Drugs excluded from the Medicare Part D drug benefit include benzodiazepines; barbiturates; nonprescription (OTC) medications; prescription vitamins and minerals (not including prenatal vitamins and fluoride preparations); and drugs used for anorexia, weight loss, or weight gain. Other excluded drugs include those that promote fertility; those used for cosmetic purposes or hair growth, for symptomatic relief of coughs and colds; or drugs for which the manufacturer requires that associated tests or monitoring services be purchased exclusively from the manufacturer.

^bDual eligibles are beneficiaries who had Medicare as well as Medicaid FFS pharmacy benefits during any month of Medicaid enrollment in 2007. Nondual beneficiaries include beneficiaries who were never dually eligible or were dually eligible but never had Medicaid FFS pharmacy benefits. Refer to Table 1 in the Compendium for more information about how we determined dual eligibility status.

**MEDICAID PHARMACY USE AND REIMBURSEMENT,
1999, 2001, 2002, 2003, 2004, 2005, 2006, AND 2007**

EXHIBIT 34

TOTAL MEDICAID PHARMACY REIMBURSEMENT, 1999, 2001, 2002, 2003, 2004, 2005, 2006, AND 2007^a



45

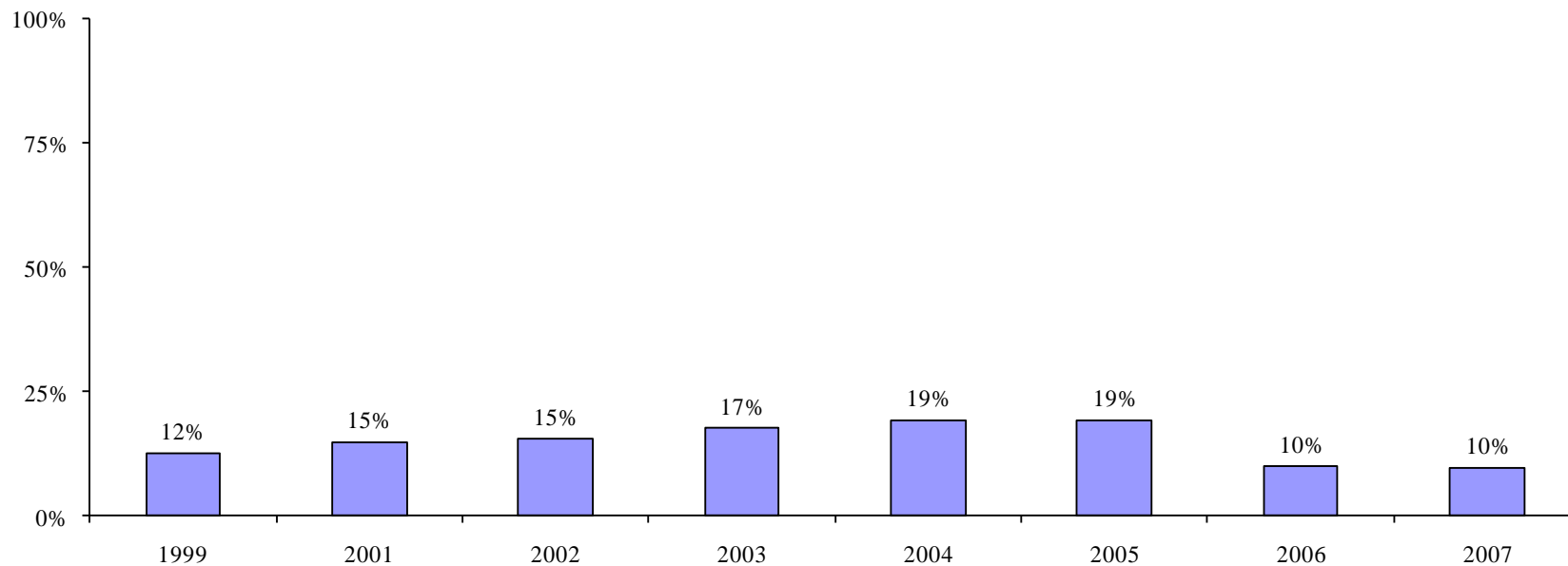
Source: Medicaid Analytic eXtract (MAX), 2007. This graph is based on the information contained in Table 6 of the 1999, 2001, 2002, 2003, 2004, 2005, 2006, and 2007 Compendiums.

^aThe Medicaid pharmacy reimbursement amount is the amount Medicaid reimbursed pharmacies, including dispensing fees minus beneficiary copayment. Reimbursement amounts are gross amounts prior to the receipt of rebates from drug manufacturers to states.

EXHIBIT 35

MEDICAID PHARMACY REIMBURSEMENT AS A PERCENTAGE OF COSTS OF ALL SERVICES, 1999, 2001, 2002, 2003, 2004, 2005, 2006, AND 2007^{a,b}

46



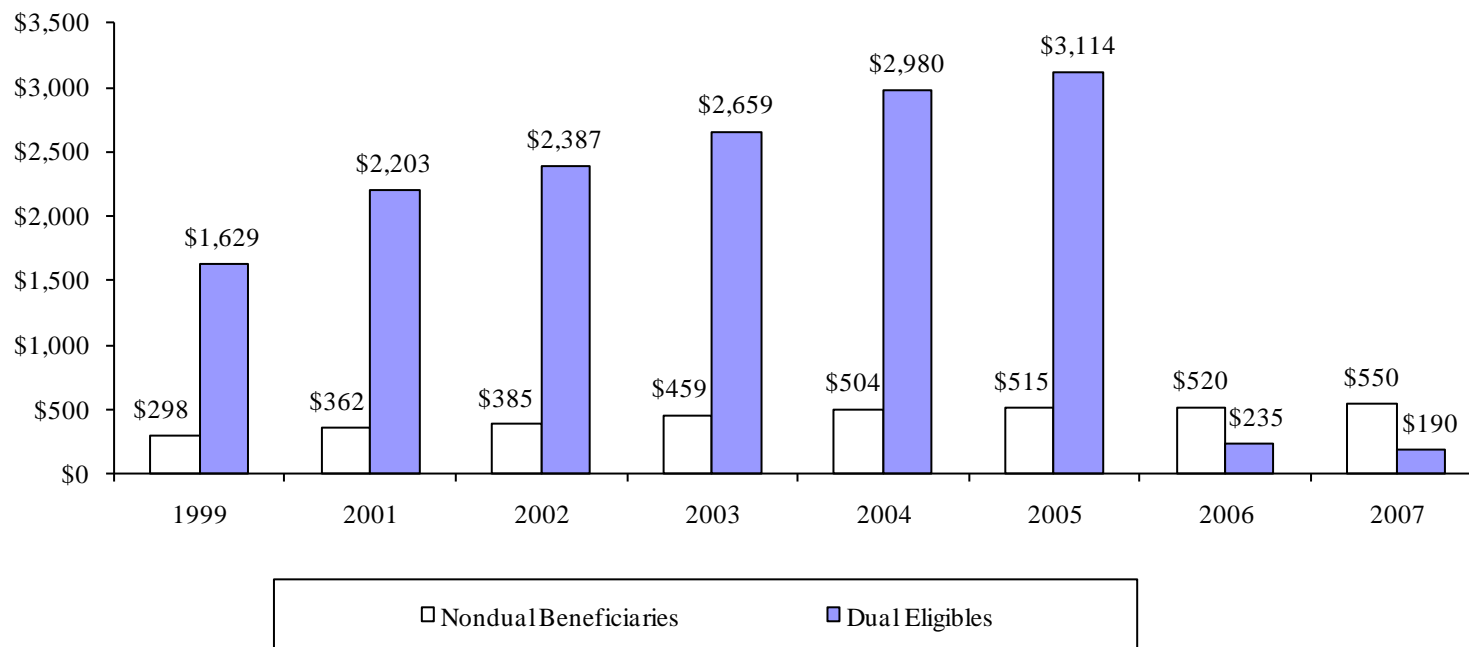
Source: Medicaid Analytic eXtract (MAX), 2007. This graph is based on the information contained in Table 4 of the 1999, 2001, 2002, 2003, 2004, 2005, 2006, and 2007 Compendiums.

^aThe Medicaid pharmacy reimbursement amount is the amount Medicaid reimbursed pharmacies, including dispensing fees minus beneficiary copayment. Reimbursement amounts are gross amounts prior to the receipt of rebates from drug manufacturers to states.

^bIn 7 states in 2004 (DE, IA, NE, NY, TX, UT, and WV), 8 states in 2005 (DE, IA, IL, NE, NY, TX, UT, and WV), 10 states in 2006 (DE, IA, IL, NC, NE, NY, TN, TX, UT, and WV) and 8 states in 2007 (DE, IA, IL, NE, NY, TN, TX, and WV) expenditures for Medicaid services include only Rx drug expenditures for those enrolled in capitated managed care plans, and not expenditures for other services covered by the plans or for long-term-care services not covered by the plans. As a result, pharmacy reimbursement as a percentage of the costs of all Medicaid services is higher in 2004, 2005, 2006, and 2007 than it would otherwise be.

EXHIBIT 36

AVERAGE ANNUAL PRESCRIPTION DRUG REIMBURSEMENT PER MEDICAID BENEFICIARY, NONDUAL BENEFICIARIES AND DUAL ELIGIBLES, 1999, 2001, 2002, 2003, 2004, 2005, 2006, AND 2007^{a,b}



47

Source: Medicaid Analytic eXtract (MAX), 2007. This graph is based on the information contained in Tables ND3 and D3 of the 1999, 2001, 2002, 2003, 2004, 2005, 2006, and 2007 Compendiums.

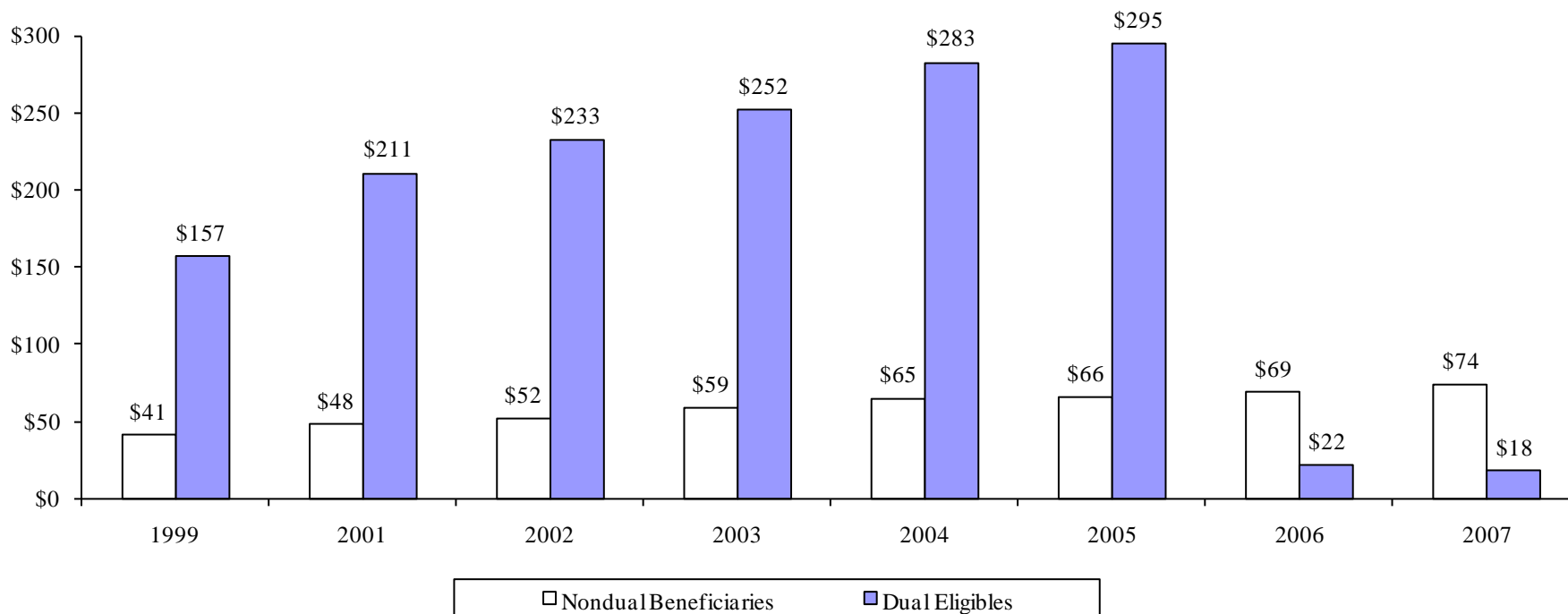
^aDual eligibles are beneficiaries who had Medicare as well as Medicaid FFS pharmacy benefits during any month of Medicaid enrollment in 2007. Nondual beneficiaries include beneficiaries who were never dually eligible or were dually eligible but never had Medicaid FFS pharmacy benefits. Refer to Table 1 in the Compendium for more information about how we determined dual eligibility status.

^bThe Medicaid pharmacy reimbursement amount is the amount Medicaid reimbursed pharmacies, including dispensing fees minus beneficiary copayment. Reimbursement amounts are gross amounts prior to the receipt of rebates from drug manufacturers to states.

EXHIBIT 37

AVERAGE MONTHLY PHARMACY REIMBURSEMENT PER MEDICAID BENEFICIARY, NONDUAL BENEFICIARIES AND DUAL ELIGIBLES, 1999, 2001, 2002, 2003, 2004, 2005, 2006, AND 2007^{a,b,c}

48



Source: Medicaid Analytic eXtract (MAX), 2007. This graph is based on the information contained in Tables ND4 and D4 of the 1999, 2001, 2002, 2003, 2004, 2005, 2006, and 2007 Compendiums.

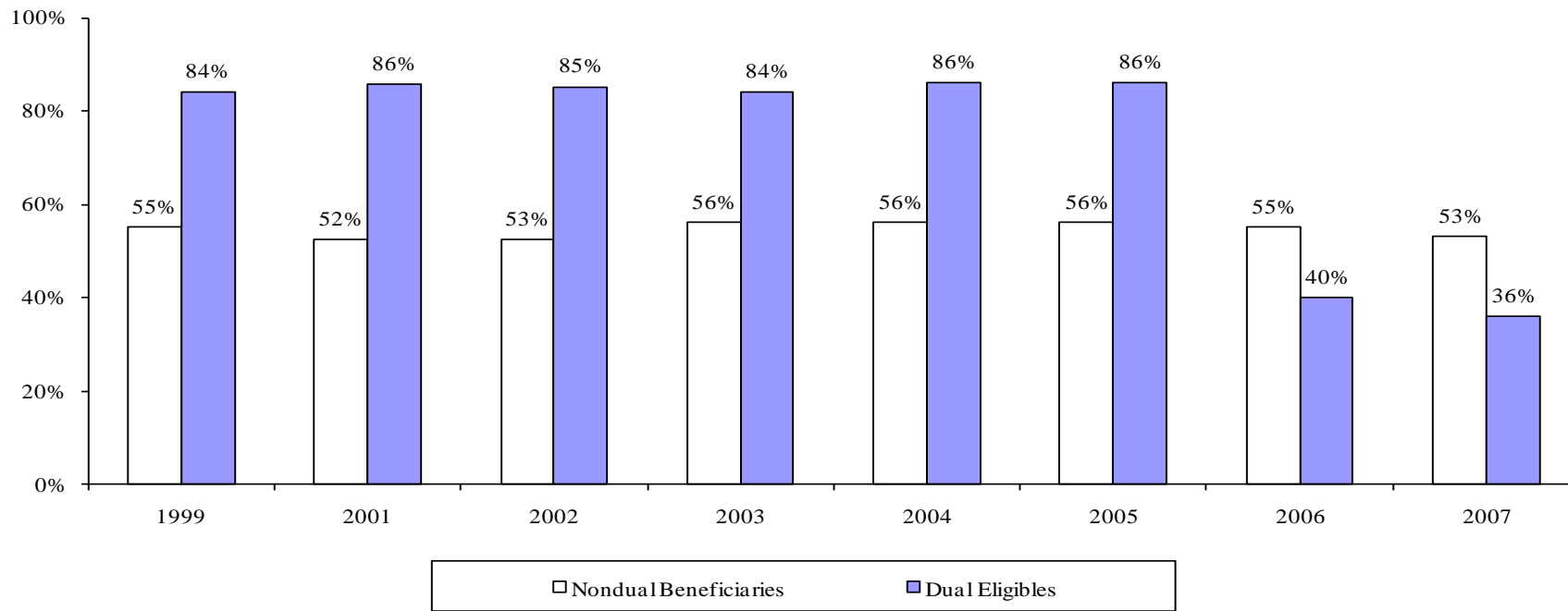
^aDual eligibles are beneficiaries who had Medicare as well as Medicaid FFS pharmacy benefits during any month of Medicaid enrollment in 2007. Nondual beneficiaries include beneficiaries who were never dually eligible or were dually eligible but never had Medicaid FFS pharmacy benefits. Refer to Table 1 in the Compendium for more information about how we determined dual eligibility status.

^bThe Medicaid pharmacy reimbursement amount is the amount Medicaid reimbursed pharmacies, including dispensing fees minus beneficiary copayment. Reimbursement amounts are gross amounts prior to the receipt of rebates from drug manufacturers to states.

^cMonthly reimbursement amounts were calculated by dividing the total reimbursement among all beneficiaries in the study population by the total number of benefit months of those beneficiaries. Benefit months are months during which beneficiaries had FFS pharmacy benefit coverage.

EXHIBIT 38

PERCENTAGE OF MEDICAID BENEFICIARIES WITH AT LEAST ONE PRESCRIPTION FILLED, NONDUAL BENEFICIARIES AND DUAL ELIGIBLES, 1999, 2001, 2002, 2003, 2004, 2005, 2006, AND 2007^a



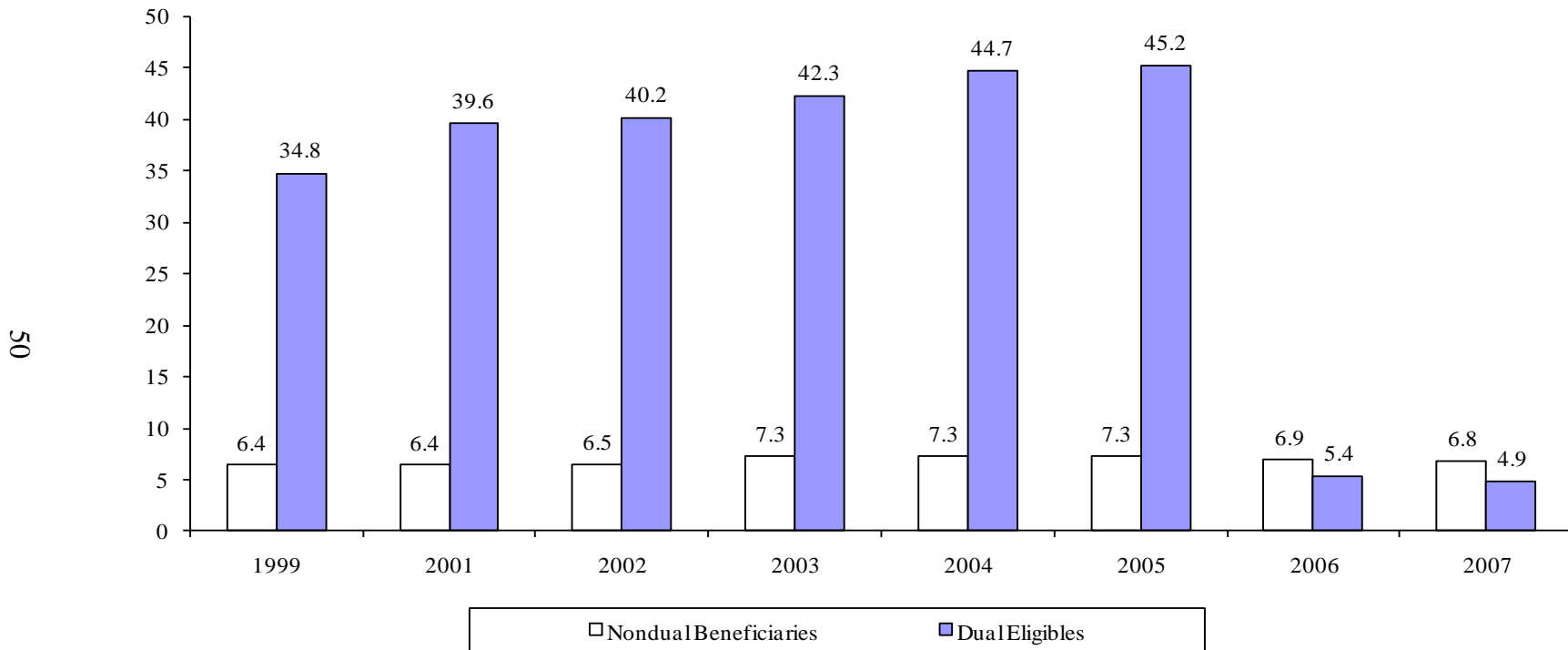
49

Source: Medicaid Analytic eXtract (MAX), 2007. This graph is based on the information contained in Tables ND3 and D3 of the 1999, 2001, 2002, 2003, 2004, 2005, 2006, and 2007 Compendiums.

^aDual eligibles are beneficiaries who had Medicare as well as Medicaid FFS pharmacy benefits during any month of Medicaid enrollment in 2007. Nondual beneficiaries include beneficiaries who were never dually eligible or were dually eligible but never had Medicaid FFS pharmacy benefits. Refer to Table 1 in the Compendium for more information about how we determined dual eligibility status.

EXHIBIT 39

AVERAGE ANNUAL NUMBER OF PRESCRIPTION CLAIMS PER MEDICAID BENEFICIARY, NONDUAL BENEFICIARIES AND DUAL ELIGIBLES, 1999, 2001, 2002, 2003, 2004, 2005, 2006, AND 2007^a

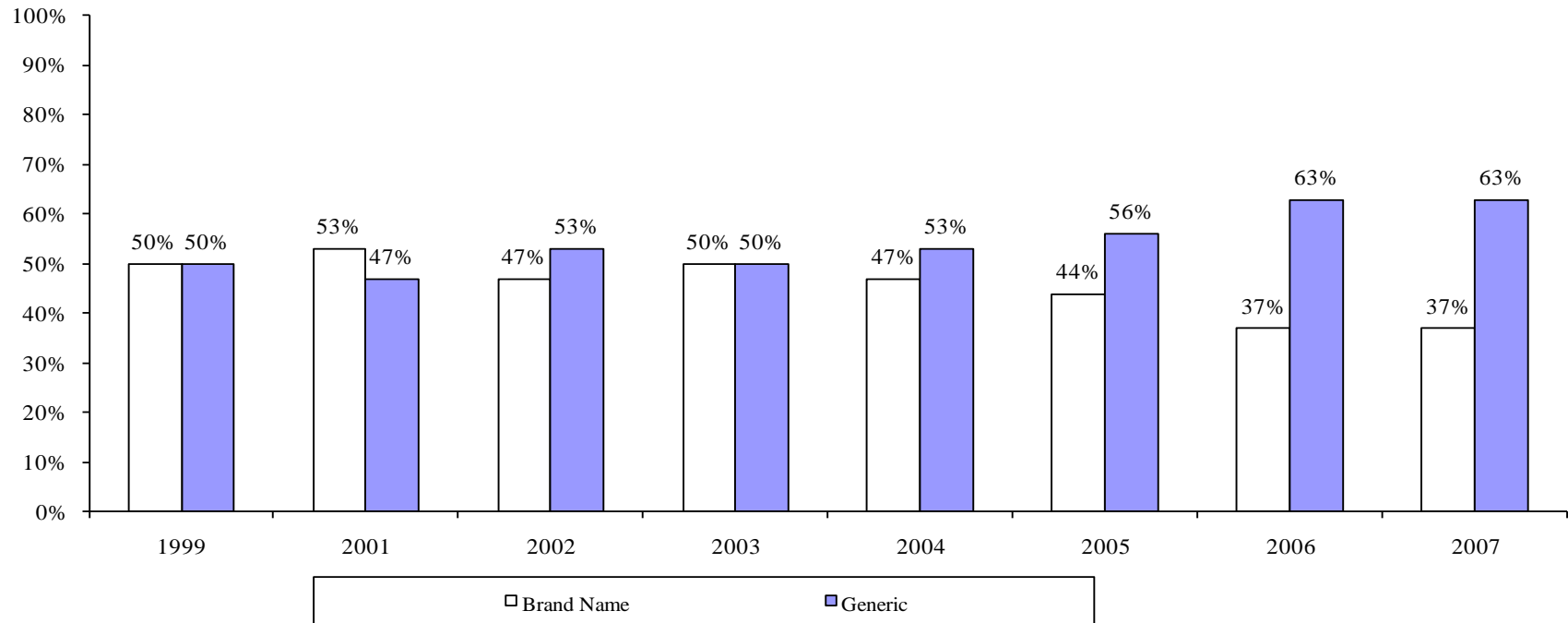


Source: Medicaid Analytic eXtract (MAX), 2007. This graph is based on the information contained in Tables ND3 and D3 of the 1999, 2001, 2002, 2003, 2004, 2005, 2006, and 2007 Compendiums.

^aDual eligibles are beneficiaries who had Medicare as well as Medicaid FFS pharmacy benefits during any month of Medicaid enrollment in 2007. Nondual beneficiaries include beneficiaries who were never dually eligible or were dually eligible but never had Medicaid FFS pharmacy benefits. Refer to Table 1 in the Compendium for more information about how we determined dual eligibility status.

EXHIBIT 40

**BRAND NAME AND GENERIC DRUGS AS A PERCENTAGE OF ALL MEDICAID CLAIMS,
1999, 2001, 2002, 2003, 2004, 2005, 2006, AND 2007^a**



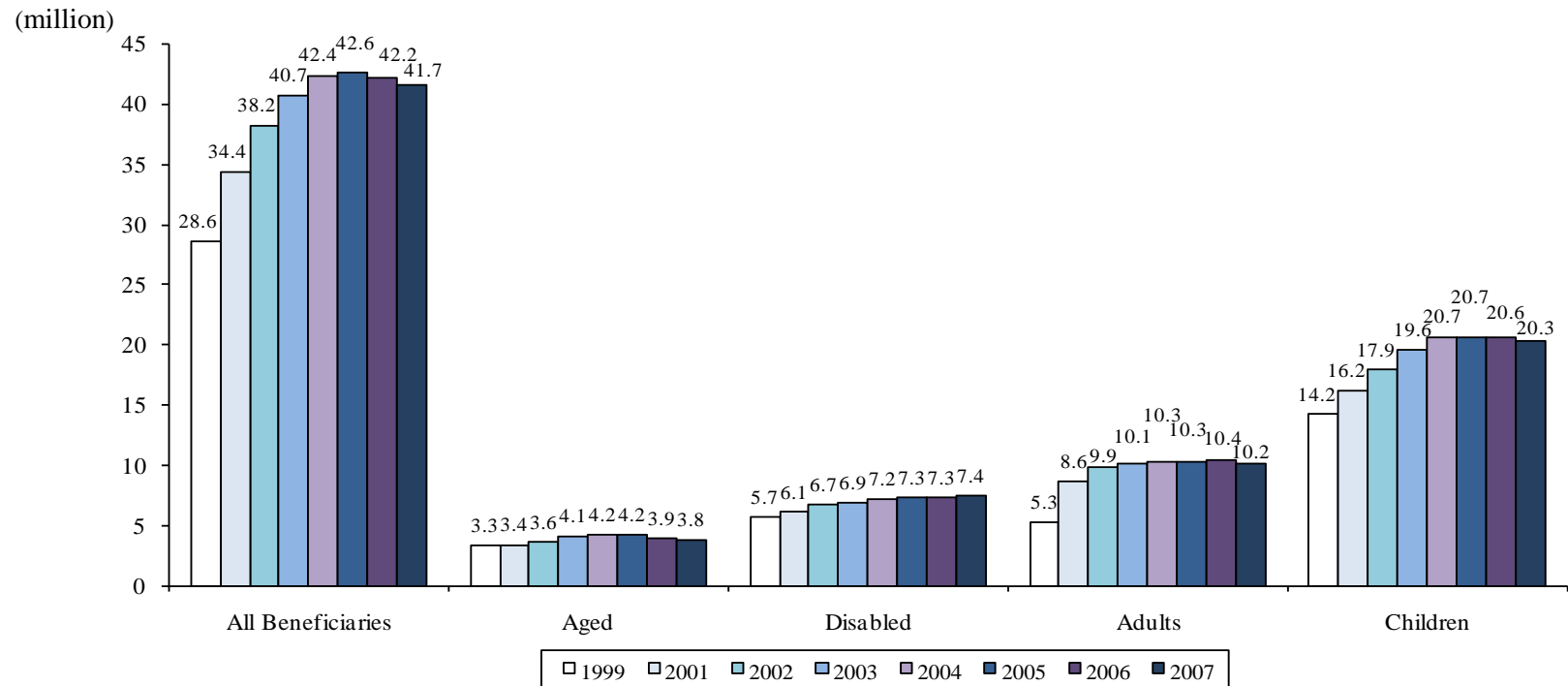
51

Source: Medicaid Analytic eXtract (MAX), 2007. This graph is based on the information contained in Table 5 of the 1999, 2001, 2002, 2003, 2004, 2005, 2006, and 2007 Compendiums.

^aBrand-name drugs, sometimes called “innovator single-source drugs,” are drugs whose patents have not yet expired. Off-patent brand-name drugs, sometimes called “innovator multiple-source drugs,” are brand-name drugs whose patents have expired. Generic drugs, sometimes called “non-innovator multiple-source drugs,” are off-patent drugs manufactured and sold by companies other than the original patent holder. For information about this classification method, see Wolters Kluwer Health, [<http://www.medi-span.com/master-drug-database.aspx>] (May 2, 2011).

EXHIBIT 41

NUMBER OF MEDICAID BENEFICIARIES BY BASIS OF ELIGIBILITY, 1999, 2001, 2002, 2003, 2004, 2005, 2006, AND 2007^a



52

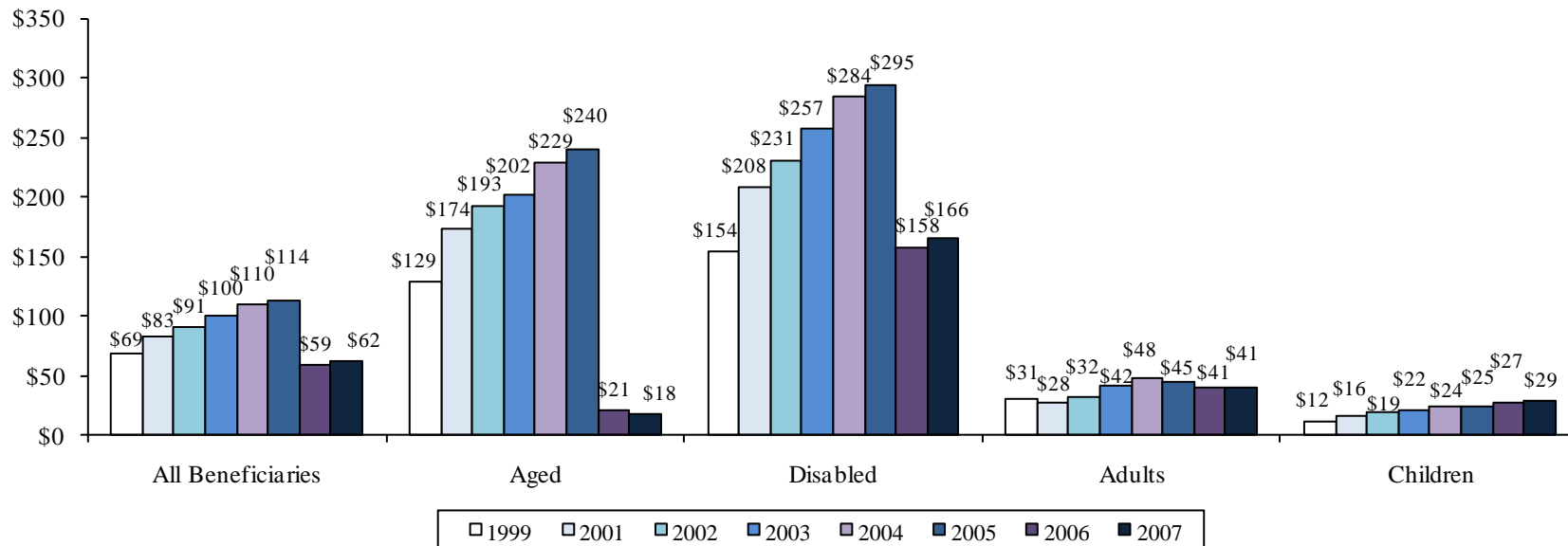
Source: Medicaid Analytic eXtract (MAX), 2007. This graph is based on the information contained in Table 2 of the 1999, 2001, 2002, 2003, 2004, 2005, 2006, and 2007 Compendiums.

^aMedicaid basis of eligibility is classified as: aged, disabled, adults, and children. The disabled group includes beneficiaries of any age who were determined to be eligible because of disability or blindness, and thus includes a large number of dual eligibles. The children’s group includes children receiving foster care and adoptive services. The total includes some beneficiaries with unknown basis of eligibility and some whose age categories are not consistent with basis of eligibility.

EXHIBIT 42

AVERAGE MONTHLY MEDICAID PHARMACY REIMBURSEMENT BY BASIS OF ELIGIBILITY, 1999, 2001, 2002, 2003, 2004, 2005, 2006, AND 2007^{a,b,c}

53



Source: Medicaid Analytic eXtract (MAX), 2007. This graph is based on the information contained in Table 4 of the 1999, 2001, 2002, 2003, 2004, 2005, 2006, and 2007 Compendiums.

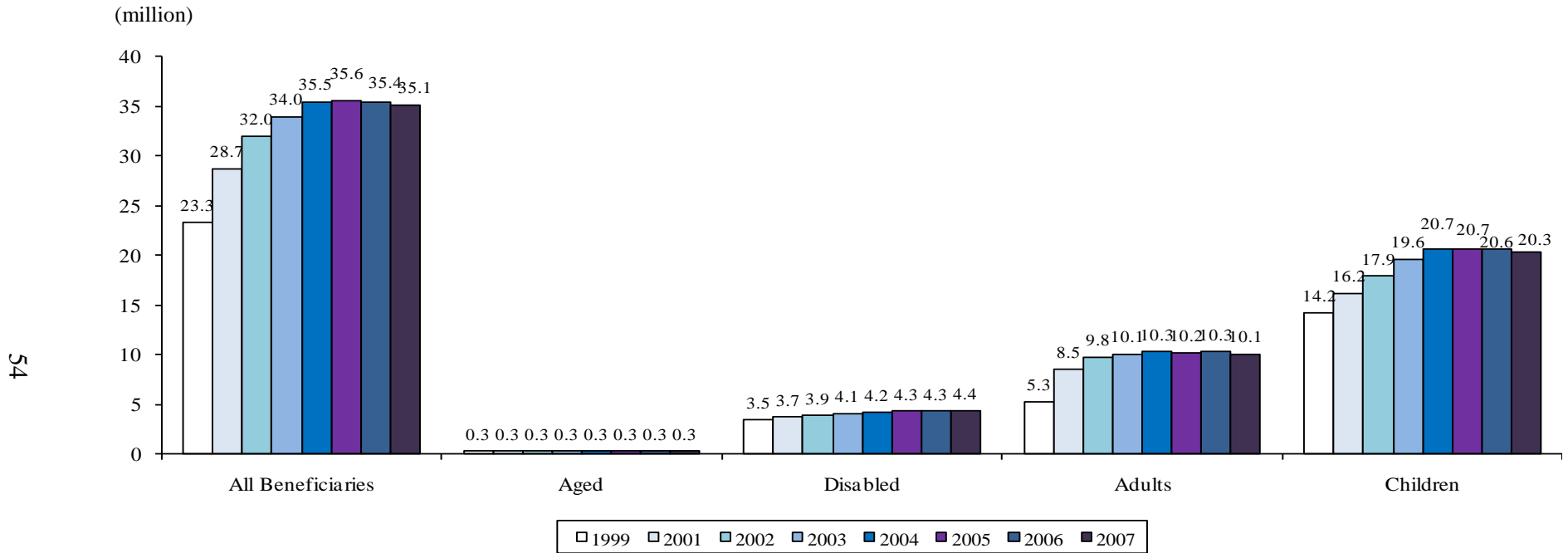
^aThe Medicaid pharmacy reimbursement amount is the amount Medicaid reimbursed pharmacies, including dispensing fees minus beneficiary copayment. Reimbursement amounts are gross amounts prior to the receipt of rebates from drug manufacturers to states.

^bMonthly reimbursement amounts were calculated by dividing the total reimbursement among all beneficiaries in the study population by the total number of benefit months of those beneficiaries. Benefit months are months during which beneficiaries had FFS pharmacy benefit coverage.

^cMedicaid basis of eligibility is classified as: aged, disabled, adults, and children. The disabled group includes beneficiaries of any age who were determined to be eligible because of disability or blindness, and thus includes a large number of dual eligibles. The children's group includes children receiving foster care and adoptive services. The total includes some beneficiaries with unknown basis of eligibility and some whose age categories are not consistent with basis of eligibility.

EXHIBIT 43

NUMBER OF NONDUAL MEDICAID BENEFICIARIES BY BASIS OF ELIGIBILITY, 1999, 2001, 2002, 2003, 2004, 2005, 2006, AND 2007^{a,b}



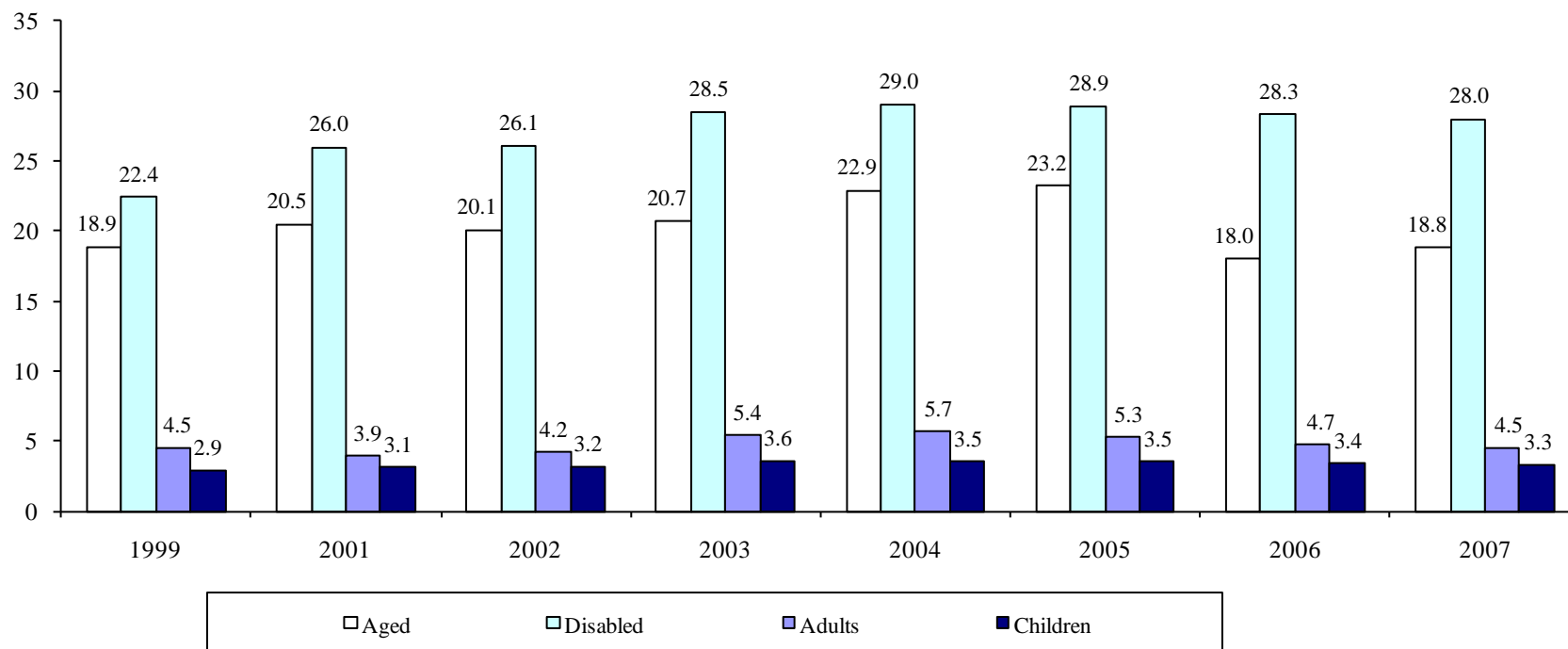
Source: Medicaid Analytic eXtract (MAX), 2007. This graph is based on the information contained in Table ND2 of the 1999, 2001, 2002, 2003, 2004, 2005, 2006, and 2007 Compendiums.

^aMedicaid basis of eligibility is classified as: aged, disabled, adults, and children. The disabled group includes beneficiaries of any age who were determined to be eligible because of disability or blindness, and thus includes a large number of dual eligibles. The children’s group includes children receiving foster care and adoptive services. The total includes some beneficiaries with unknown basis of eligibility and some whose age categories are not consistent with basis of eligibility.

^bNondual beneficiaries include beneficiaries who were never dually eligible or were dually eligible but never had Medicaid FFS pharmacy benefits. Refer to Table 1 in the Compendium for more information about how we determined dual eligibility status.

EXHIBIT 44

AVERAGE ANNUAL NUMBER OF MEDICAID PRESCRIPTION CLAIMS BY BASIS OF ELIGIBILITY, NONDUAL BENEFICIARIES, 1999, 2001, 2002, 2003, 2004, 2005, 2006, AND 2007^{a,b}



55

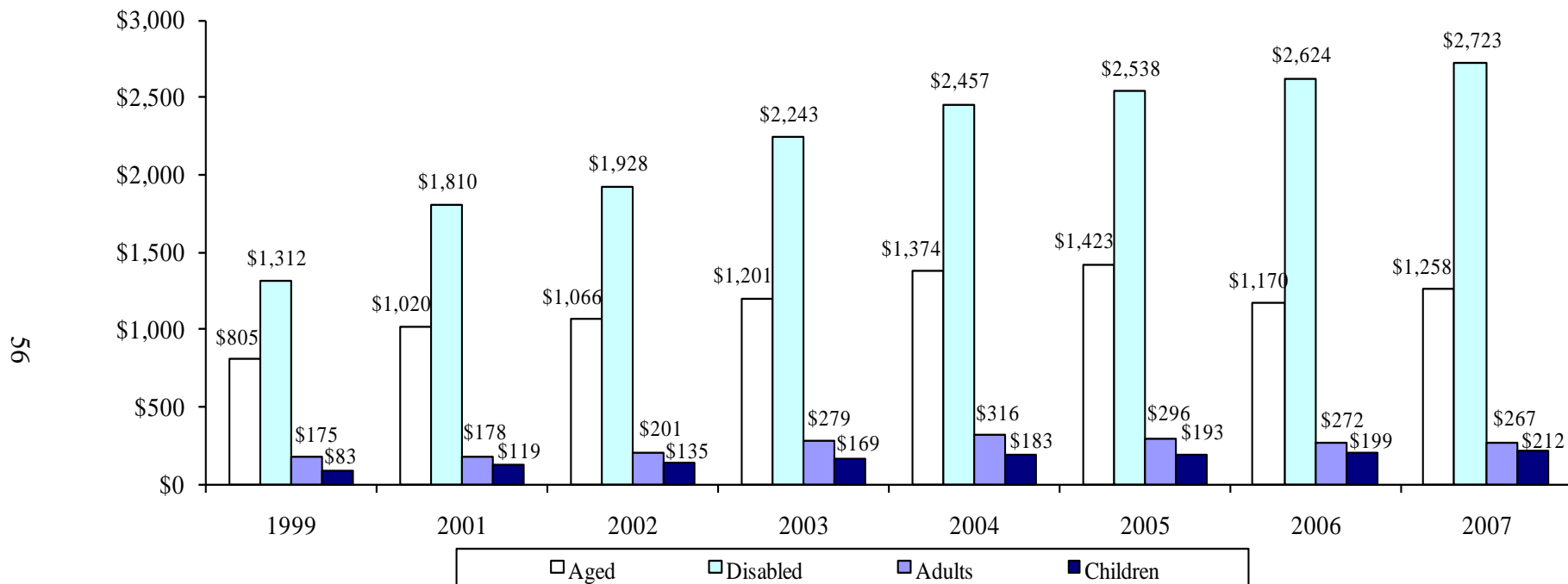
Source: Medicaid Analytic eXtract (MAX), 2007. This graph is based on the information contained in Table ND3 of the 1999, 2001, 2002, 2003, 2004, 2005, 2006, and 2007 Compendiums.

^aMedicaid basis of eligibility is classified as: aged, disabled, adults, and children. The disabled group includes beneficiaries of any age who were determined to be eligible because of disability or blindness, and thus includes a large number of dual eligibles. The children's group includes children receiving foster care and adoptive services. The total includes some beneficiaries with unknown basis of eligibility and some whose age categories are not consistent with basis of eligibility.

^bNondual beneficiaries include beneficiaries who were never dually eligible or were dually eligible but never had Medicaid FFS pharmacy benefits. Refer to Table 1 in the Compendium for more information about how we determined dual eligibility status.

EXHIBIT 45

AVERAGE ANNUAL MEDICAID PRESCRIPTION REIMBURSEMENT BY BASIS OF ELIGIBILITY, NONDUAL BENEFICIARIES, 1999, 2001, 2002, 2003, 2004, 2005, 2006, AND 2007^{a,b,c}



Source: Medicaid Analytic eXtract (MAX), 2007. This graph is based on the information contained in Table ND3 of the 1999, 2001, 2002, 2003, 2004, 2005, 2006, and 2007 Compendiums.

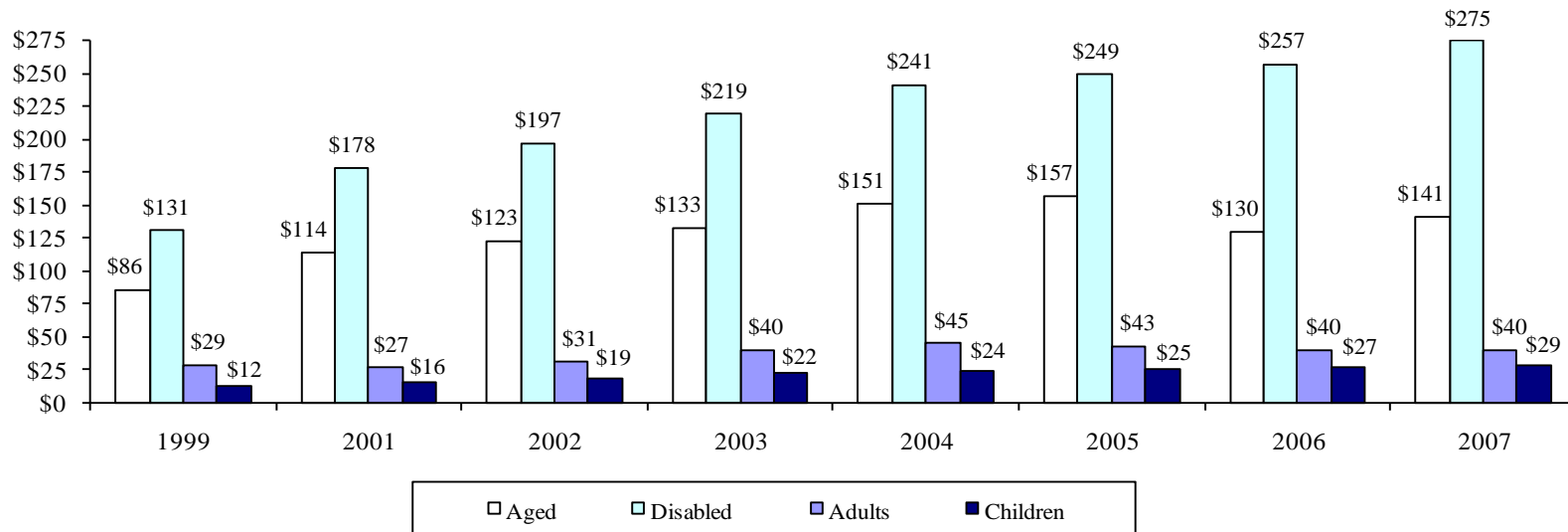
^aMedicaid basis of eligibility is classified as: aged, disabled, adults, and children. The disabled group includes beneficiaries of any age who were determined to be eligible because of disability or blindness, and thus includes a large number of dual eligibles. The children’s group includes children receiving foster care and adoptive services. The total includes some beneficiaries with unknown basis of eligibility and some whose age categories are not consistent with basis of eligibility.

^bNondual beneficiaries include beneficiaries who were never dually eligible or were dually eligible but never had Medicaid FFS pharmacy benefits. Refer to Table 1 in the Compendium for more information about how we determined dual eligibility status.

^cThe Medicaid pharmacy reimbursement amount is the amount Medicaid reimbursed pharmacies, including dispensing fees minus beneficiary copayment. Reimbursement amounts are gross amounts prior to the receipt of rebates from drug manufacturers to states.

EXHIBIT 46

AVERAGE MONTHLY MEDICAID PRESCRIPTION REIMBURSEMENT BY BASIS OF ELIGIBILITY, NONDUAL BENEFICIARIES, 1999, 2001, 2002, 2003, 2004, 2005, 2006, AND 2007^{a,b,c,d}



57

Source: Medicaid Analytic eXtract (MAX), 2007. This graph is based on the information contained in Table ND4 of the 1999, 2001, 2002, 2003, 2004, 2005, 2006, and 2007 Compendiums.

^aMedicaid basis of eligibility is classified as: aged, disabled, adults, and children. The disabled group includes beneficiaries of any age who were determined to be eligible because of disability or blindness, and thus includes a large number of dual eligibles. The children’s group includes children receiving foster care and adoptive services. The total includes some beneficiaries with unknown basis of eligibility and some whose age categories are not consistent with basis of eligibility.

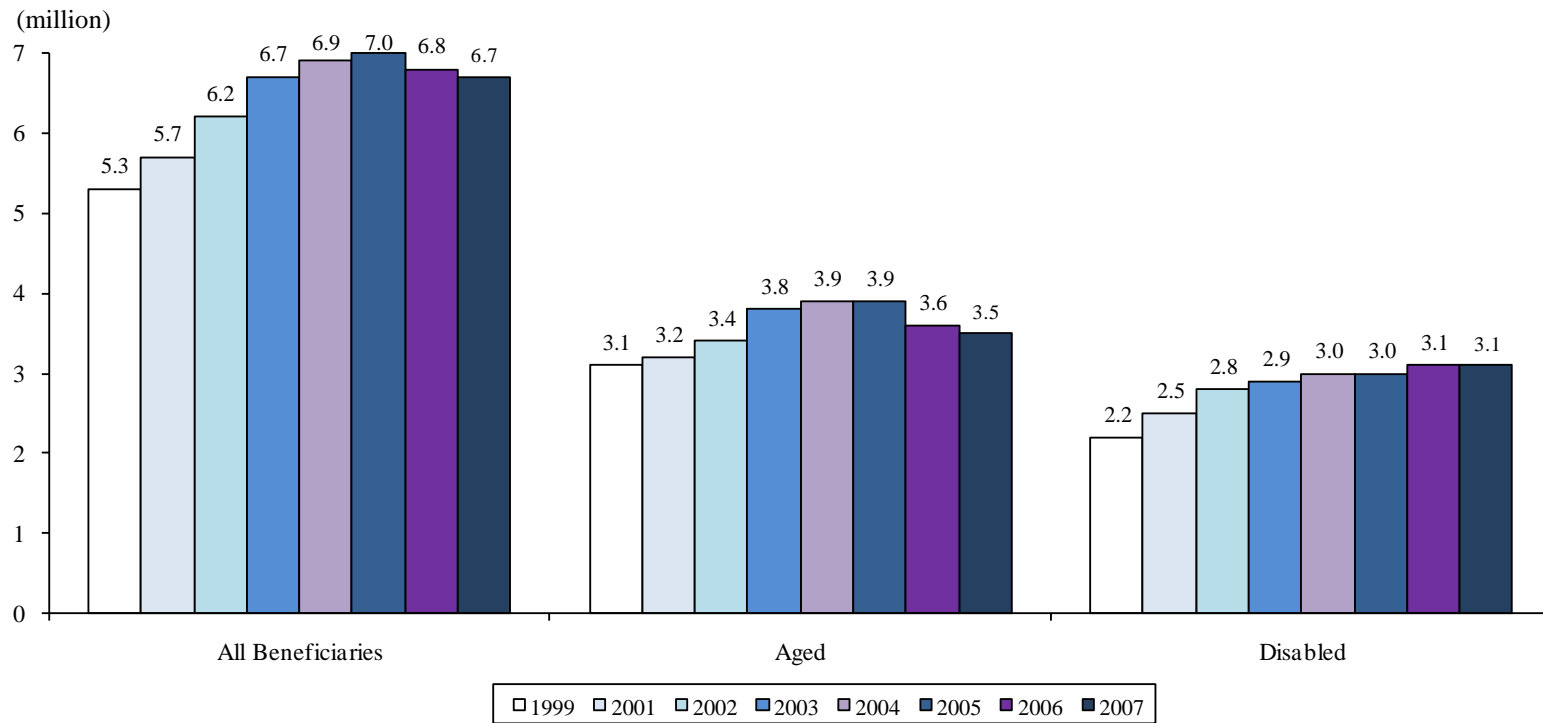
^bNondual beneficiaries include beneficiaries who were never dually eligible or were dually eligible but never had Medicaid FFS pharmacy benefits. Refer to Table 1 in the Compendium for more information about how we determined dual eligibility status.

^cThe Medicaid pharmacy reimbursement amount is the amount Medicaid reimbursed pharmacies, including dispensing fees minus beneficiary copayment. Reimbursement amounts are gross amounts prior to the receipt of rebates from drug manufacturers to states.

^dMonthly reimbursement amounts were calculated by dividing the total reimbursement among all beneficiaries in the study population by the total number of benefit months of those beneficiaries. Benefit months are months during which beneficiaries had FFS pharmacy benefit coverage.

EXHIBIT 47

NUMBER OF DUAL MEDICAID BENEFICIARIES BY BASIS OF ELIGIBILITY, 1999, 2001, 2002, 2003, 2004, 2005, 2006, AND 2007^{a,b}



58

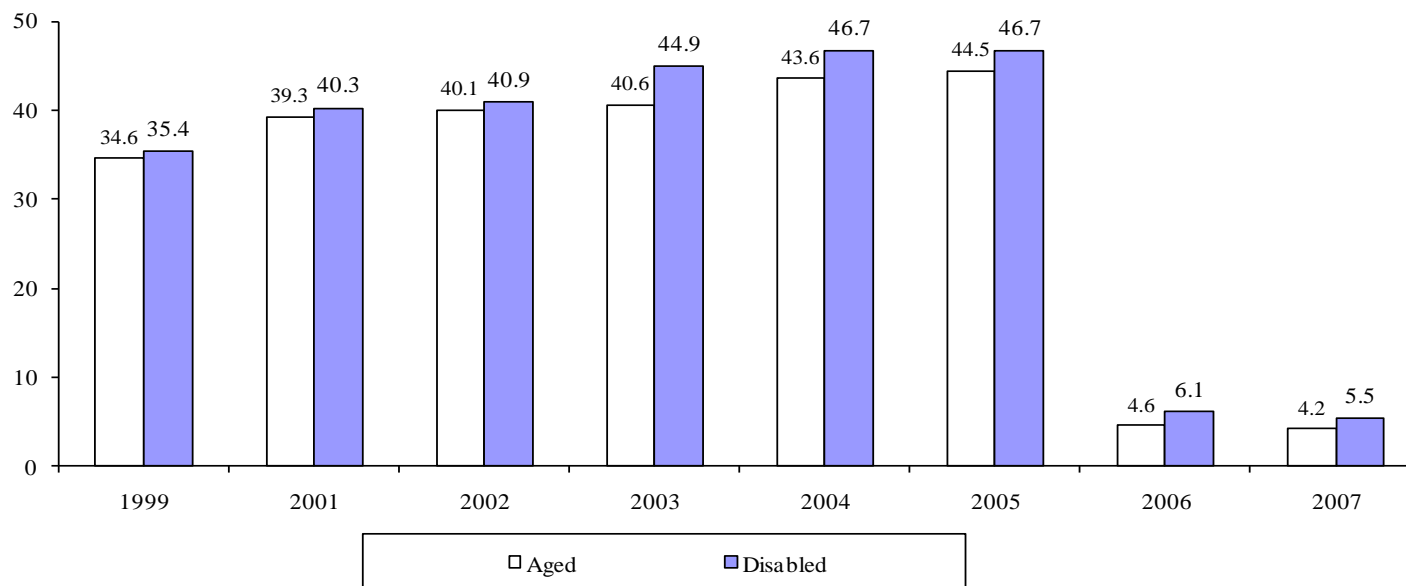
Source: Medicaid Analytic eXtract (MAX), 2007. This graph is based on the information contained in Table D2 of the 1999, 2001, 2002, 2003, 2004, 2005, 2006, and 2007 Compendiums.

^aMedicaid basis of eligibility is classified as: aged, disabled, adults, and children. The disabled group includes beneficiaries of any age who were determined to be eligible because of disability or blindness, and thus includes a large number of dual eligibles. The children’s group includes children receiving foster care and adoptive services. The total includes some beneficiaries with unknown basis of eligibility and some whose age categories are not consistent with basis of eligibility.

^bDual eligibles are beneficiaries who had Medicare as well as Medicaid FFS pharmacy benefits during any month of Medicaid enrollment in 2007. Refer to Table 1 in the Compendium for more information about how we determined dual eligibility status.

EXHIBIT 48

AVERAGE ANNUAL NUMBER OF MEDICAID PRESCRIPTION CLAIMS BY BASIS OF ELIGIBILITY, DUAL ELIGIBLE BENEFICIARIES, 1999, 2001, 2002, 2003, 2004, 2005, 2006, AND 2007^{a,b}



59

Source: Medicaid Analytic eXtract (MAX), 2007. This graph is based on the information contained in Table D3 of the 1999, 2001, 2002, 2003, 2004, 2005, 2006, and 2007 Compendiums.

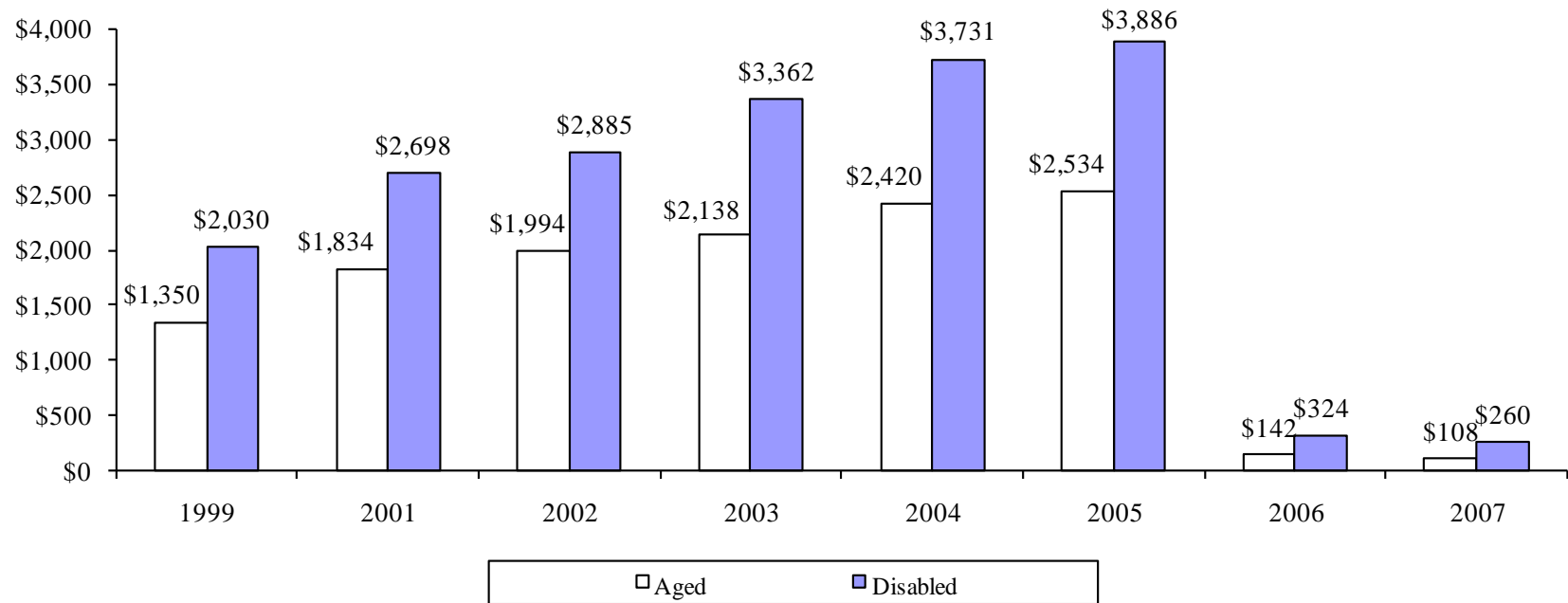
^aMedicaid basis of eligibility is classified as: aged, disabled, adults, and children. The disabled group includes beneficiaries of any age who were determined to be eligible because of disability or blindness, and thus includes a large number of dual eligibles. The children’s group includes children receiving foster care and adoptive services. The total includes some beneficiaries with unknown basis of eligibility and some whose age categories are not consistent with basis of eligibility.

^bDual eligibles are beneficiaries who had Medicare as well as Medicaid FFS pharmacy benefits during any month of Medicaid enrollment in 2007. Refer to Table 1 in the Compendium for more information about how we determined dual eligibility status.

EXHIBIT 49

AVERAGE ANNUAL MEDICAID PRESCRIPTION REIMBURSEMENT BY BASIS OF ELIGIBILITY, DUAL ELIGIBLE BENEFICIARIES, 1999, 2001, 2002, 2003, 2004, 2005, 2006, AND 2007^{a,b,c}

09



Source: Medicaid Analytic eXtract (MAX), 2007. This graph is based on the information contained in Table D3 of the 1999, 2001, 2002, 2003, 2004, 2005, 2006, and 2007 Compendiums.

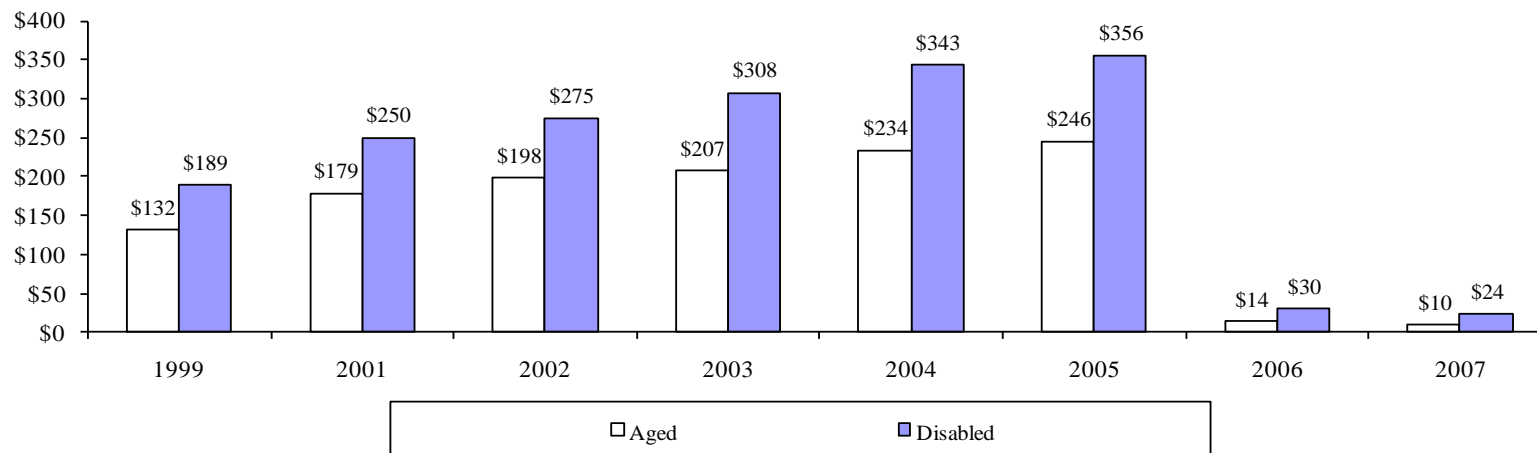
^aMedicaid basis of eligibility is classified as: aged, disabled, adults, and children. The disabled group includes beneficiaries of any age who were determined to be eligible because of disability or blindness, and thus includes a large number of dual eligibles. The children's group includes children receiving foster care and adoptive services. The total includes some beneficiaries with unknown basis of eligibility and some whose age categories are not consistent with basis of eligibility.

^bDual eligibles are beneficiaries who had Medicare as well as Medicaid FFS pharmacy benefits during any month of Medicaid enrollment in 2007. Refer to Table 1 in the Compendium for more information about how we determined dual eligibility status.

^cThe Medicaid pharmacy reimbursement amount is the amount Medicaid reimbursed pharmacies, including dispensing fees minus beneficiary copayment. Reimbursement amounts are gross amounts prior to the receipt of rebates from drug manufacturers to states.

EXHIBIT 50

AVERAGE MONTHLY MEDICAID PRESCRIPTION REIMBURSEMENT BY BASIS OF ELIGIBILITY, DUAL ELIGIBLE BENEFICIARIES, 1999, 2001, 2002, 2003, 2004, 2005, 2006, AND 2007^{a,b,c,d}



Source: Medicaid Analytic eXtract (MAX), 2007. This graph is based on the information contained in Table D4 of the 1999, 2001, 2002, 2003, 2004, 2005, 2006, and 2007 Compendiums.

^aMedicaid basis of eligibility is classified as: aged, disabled, adults, and children. The disabled group includes beneficiaries of any age who were determined to be eligible because of disability or blindness, and thus includes a large number of dual eligibles. The children’s group includes children receiving foster care and adoptive services. The total includes some beneficiaries with unknown basis of eligibility and some whose age categories are not consistent with basis of eligibility.

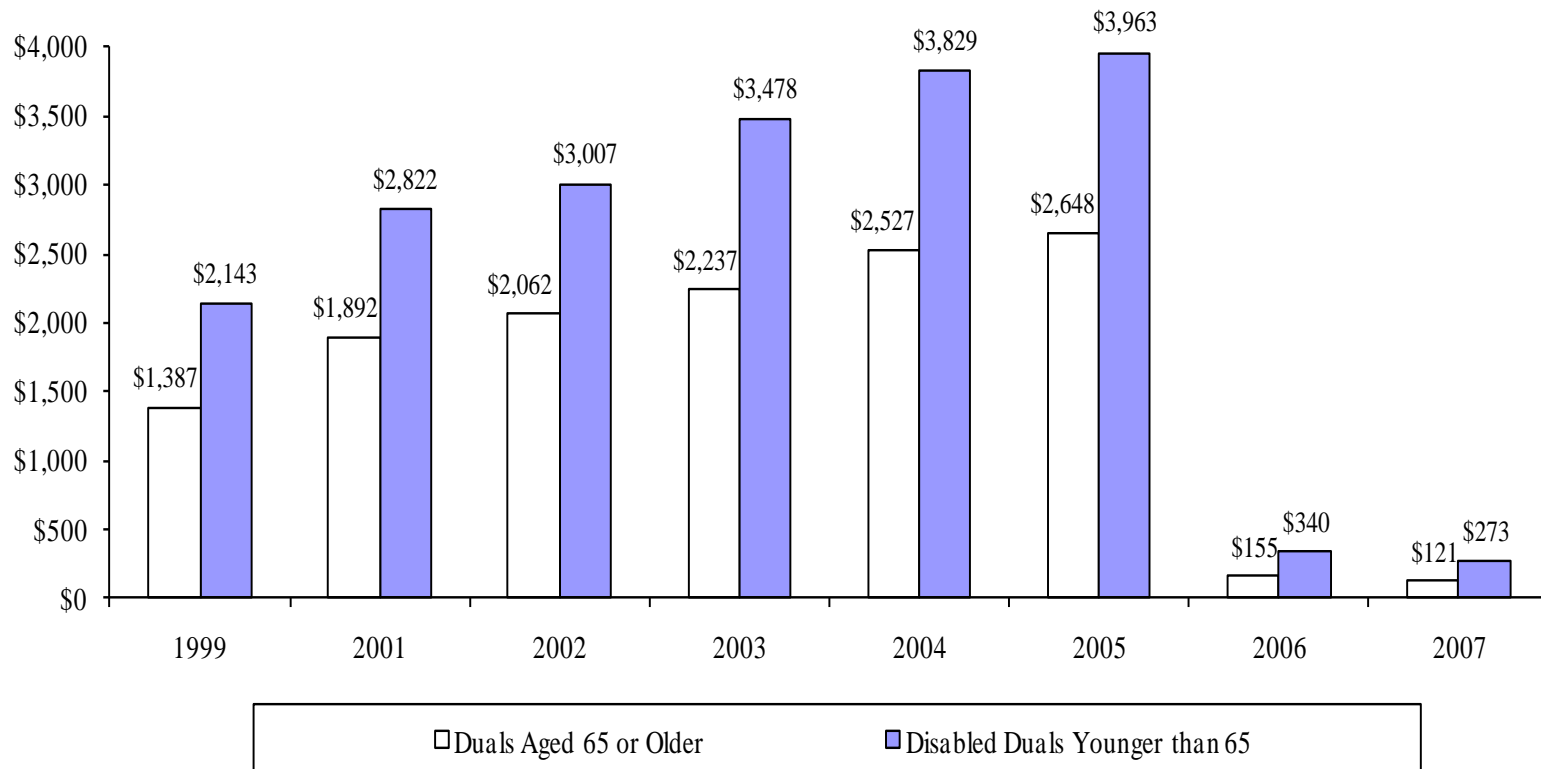
^bDual eligibles are beneficiaries who had Medicare as well as Medicaid FFS pharmacy benefits during any month of Medicaid enrollment in 2007. Refer to Table 1 in the Compendium for more information about how we determined dual eligibility status.

^cThe Medicaid pharmacy reimbursement amount is the amount Medicaid reimbursed pharmacies, including dispensing fees minus beneficiary copayment. Reimbursement amounts are gross amounts prior to the receipt of rebates from drug manufacturers to states.

^dMonthly reimbursement amounts were calculated by dividing the total reimbursement among all beneficiaries in the study population by the total number of benefit months of those beneficiaries. Benefit months are months during which beneficiaries had FFS pharmacy benefit coverage.

EXHIBIT 51

**AVERAGE ANNUAL MEDICAID DRUG REIMBURSEMENT AMONG DUAL ELIGIBLE BENEFICIARIES
BY AGE GROUP AND DISABILITY STATUS, 1999, 2001, 2002, 2003, 2004, 2005, 2006, AND 2007^{a,b}**



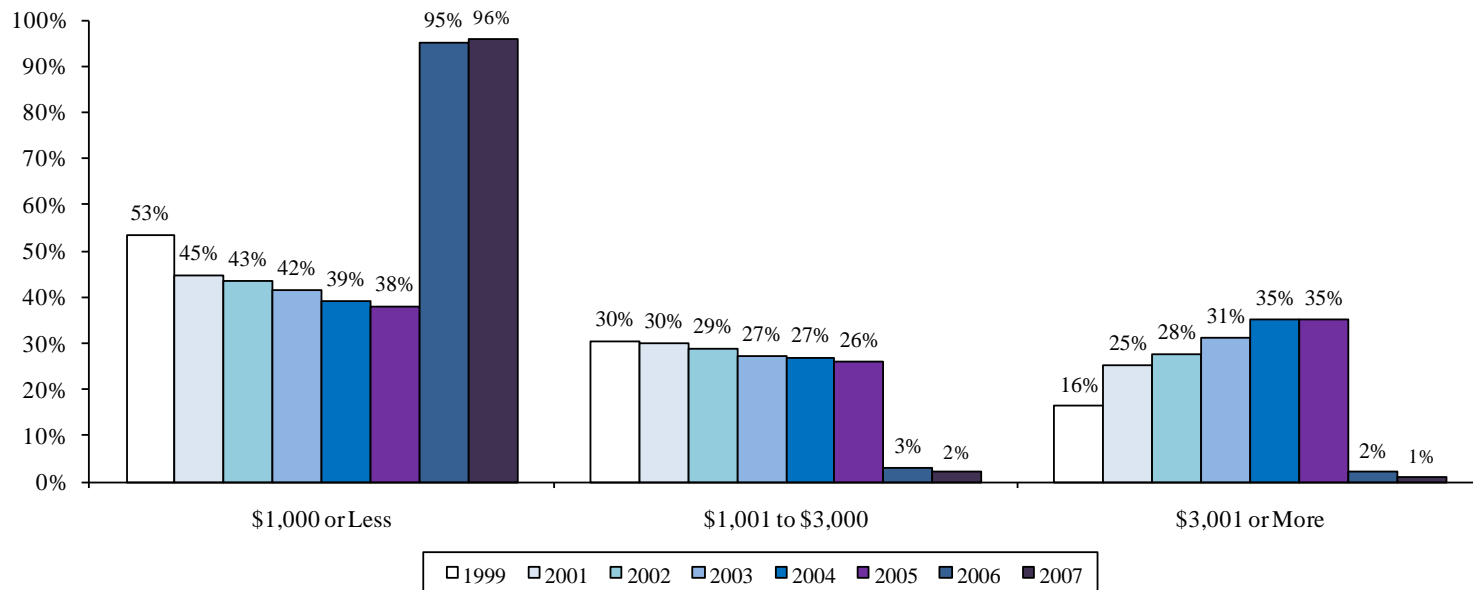
Source: Medicaid Analytic eXtract (MAX), 2007. This graph is based on the information contained in Supplemental Tables 1A and 1B of the 1999, 2001, 2002, 2003, 2004, 2005, 2006, and 2007 Compendiums.

^aDual eligibles are beneficiaries who had Medicare as well as Medicaid FFS pharmacy benefits during any month of Medicaid enrollment in 2007. Refer to Table 1 in the Compendium for more information about how we determined dual eligibility status.

^bThe Medicaid pharmacy reimbursement amount is the amount Medicaid reimbursed pharmacies, including dispensing fees minus beneficiary copayment. Reimbursement amounts are gross amounts prior to the receipt of rebates from drug manufacturers to states.

EXHIBIT 52

PERCENTAGE OF DUAL ELIGIBLE BENEFICIARIES WITH ANNUAL DRUG COSTS IN SPECIFIED RANGES, 1999, 2001, 2002, 2003, 2004, 2005, 2006, AND 2007^a



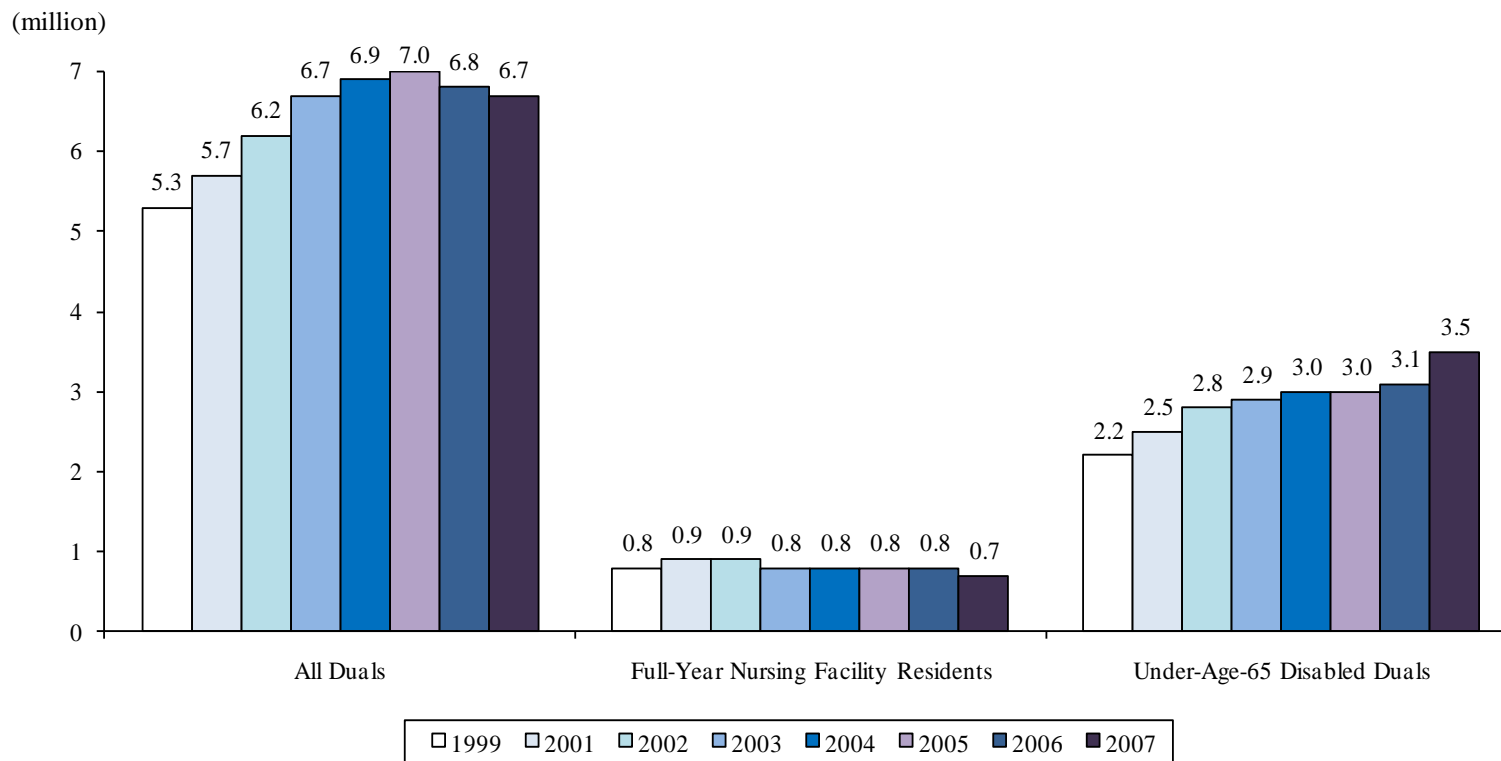
Source: Medicaid Analytic eXtract (MAX), 2007. This graph is based on the information contained in Supplemental Table 1 of the 1999, 2001, 2002, 2003, 2004, 2005, 2006, and 2007 Compendiums.

^aDual eligibles are beneficiaries who had Medicare as well as Medicaid FFS pharmacy benefits during any month of Medicaid enrollment in 2007. Refer to Table 1 in the Compendium for more information about how we determined dual eligibility status.

EXHIBIT 53

NUMBER OF DUAL ELIGIBLE FULL-YEAR NURSING FACILITY RESIDENTS AND UNDER-AGE-65 DISABLED DUAL ELIGIBLE BENEFICIARIES COMPARED TO ALL DUALS, 1999, 2001, 2002, 2003, 2004, 2005, 2006, AND 2007^a

64

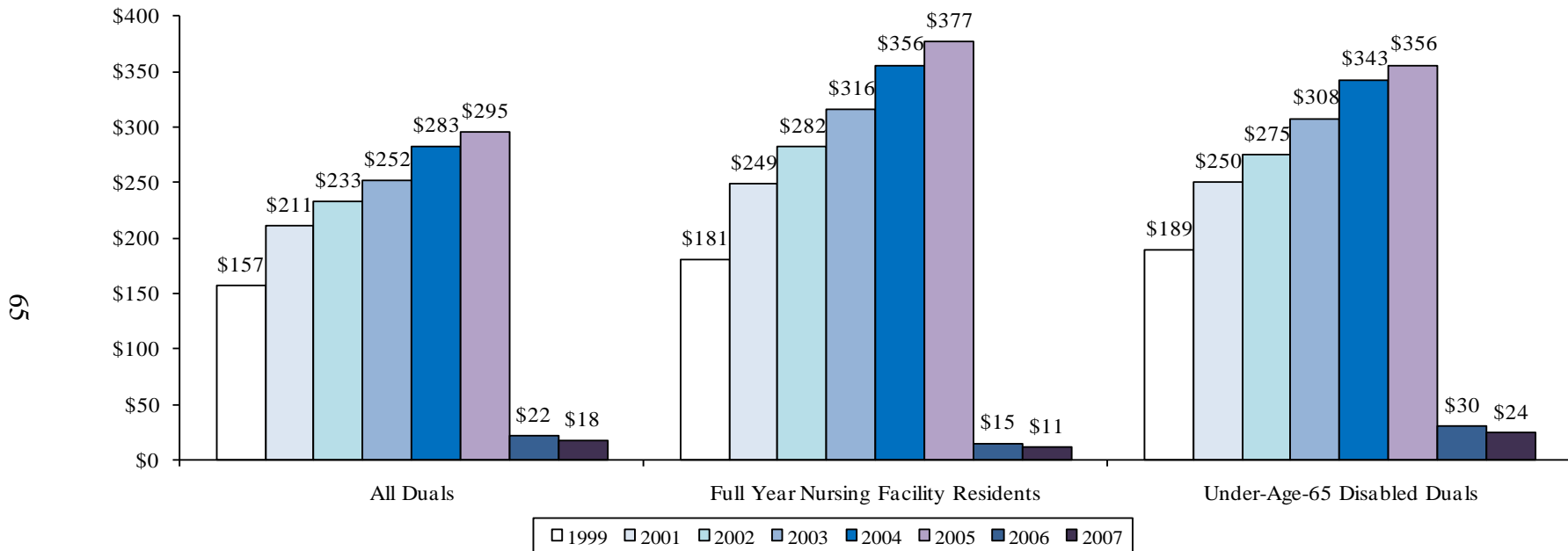


Source: Medicaid Analytic eXtract (MAX), 2007. This graph is based on the information contained in Table 11 of the 1999 Compendium and Table D.2 of the 2001, 2002, 2003, 2004, 2005, 2006, and 2007 Compendiums.

^aDual eligibles are beneficiaries who had Medicare as well as Medicaid FFS pharmacy benefits during any month of Medicaid enrollment in 2007. Refer to Table 1 in the Compendium for more information about how we determined dual eligibility status.

EXHIBIT 54

AVERAGE MONTHLY MEDICAID PHARMACY REIMBURSEMENT FOR DUAL ELIGIBLE FULL-YEAR NURSING FACILITY RESIDENTS AND UNDER-AGE-65 DISABLED DUAL ELIGIBLE BENEFICIARIES COMPARED TO ALL DUALS, 1999, 2001, 2002, 2003, 2004, 2005, 2006, AND 2007^{a,b,c}



Source: Medicaid Analytic eXtract (MAX), 2007. This graph is based on the information contained in Table 13 of the 1999 and D.4 of the 2001, 2002, 2003, 2004, 2005, 2006, and 2007 Compendiums.

^aDual eligibles are beneficiaries who had Medicare as well as Medicaid FFS pharmacy benefits during any month of Medicaid enrollment in 2007. Refer to Table 1 in the Compendium for more information about how we determined dual eligibility status.

^bThe Medicaid pharmacy reimbursement amount is the amount Medicaid reimbursed pharmacies, including dispensing fees minus beneficiary copayment. Reimbursement amounts are gross amounts prior to the receipt of rebates from drug manufacturers to states.

^cMonthly reimbursement amounts were calculated by dividing the total reimbursement among all beneficiaries in the study population by the total number of benefit months of those beneficiaries. Benefit months are months during which beneficiaries had FFS pharmacy benefit coverage.

MATHEMATICA
Policy Research, Inc.

www.mathematica-mpr.com

Improving public well-being by conducting high-quality, objective research and surveys

Princeton, NJ ■ Ann Arbor, MI ■ Cambridge, MA ■ Chicago, IL ■ Oakland, CA ■ Washington, DC

Mathematica® is a registered trademark of Mathematica Policy Research