

QUICK REFERENCE GUIDE FOR ACCESSING THE 2016 ANNUAL QRURS AND TABLES

The Calendar Year 2016 Annual Quality and Resource Use Report (QRUR) and Tables are available for all groups and solo practitioners nationwide. The 2016 Annual QRUR shows how a group or solo practitioner, as identified by its Medicare-enrolled Taxpayer Identification Number (TIN), performed in 2016 on the quality and cost measures used to calculate the 2018 Value-Based Payment Modifier (Value Modifier). The Annual QRUR also shows how the Value Modifier will apply to payments under the Medicare Physician Fee Schedule in 2018 for services furnished by physicians, physician assistants, nurse practitioners, clinical nurse specialists, and certified registered nurse anesthetists billing under the TIN.

Table of Contents

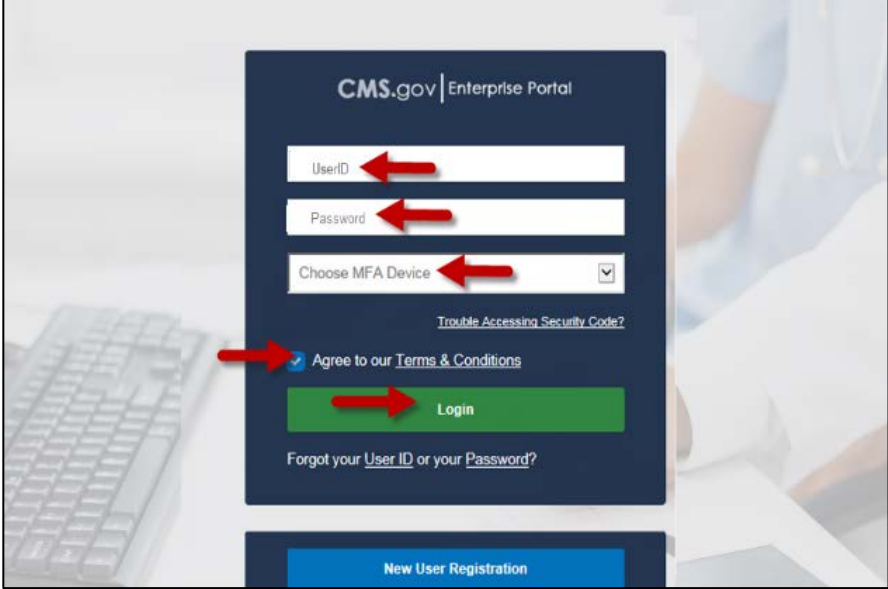
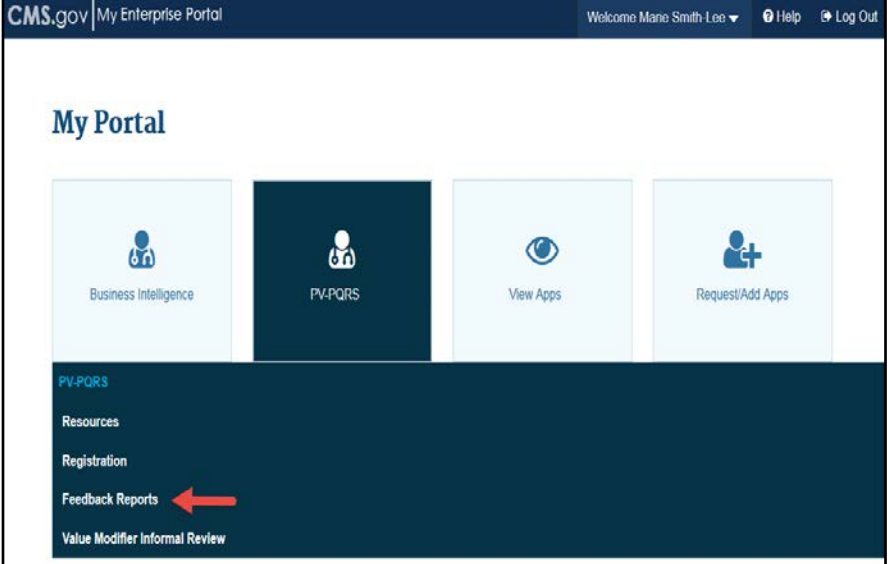
A. ACCESSING YOUR TIN's 2016 ANNUAL QRUR AND TABLES IN THE CMS ENTERPRISE PORTAL2

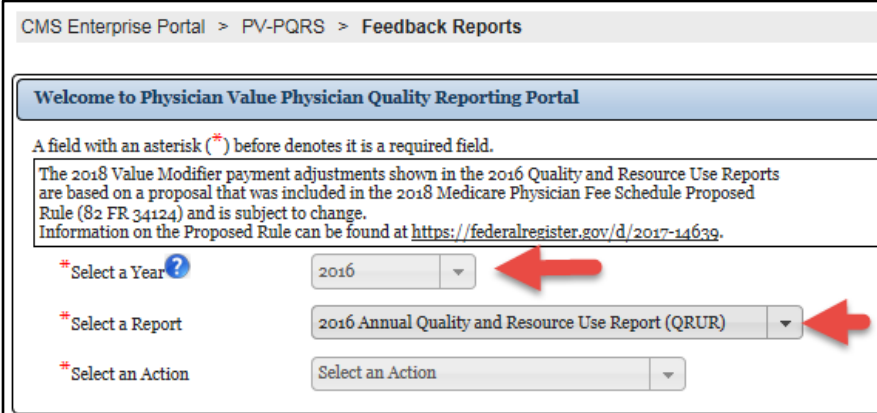
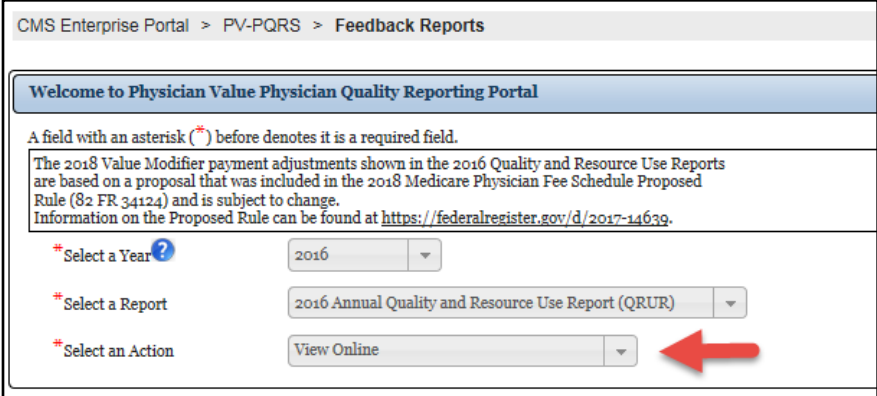
B. VIEWING YOUR TIN's 2016 ANNUAL QRUR ONLINE.....4

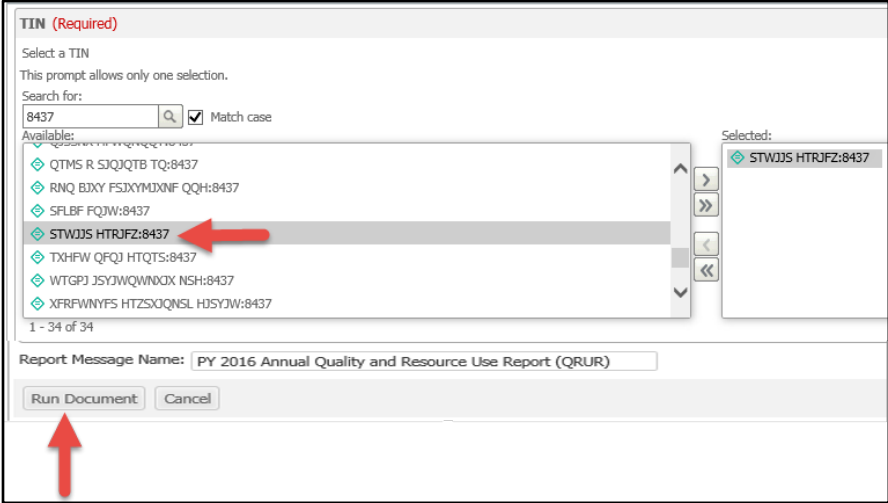
C. DOWNLOADING YOUR TIN's 2016 ANNUAL QRUR AND TABLES5

D. TECHNICAL RESOURCES7

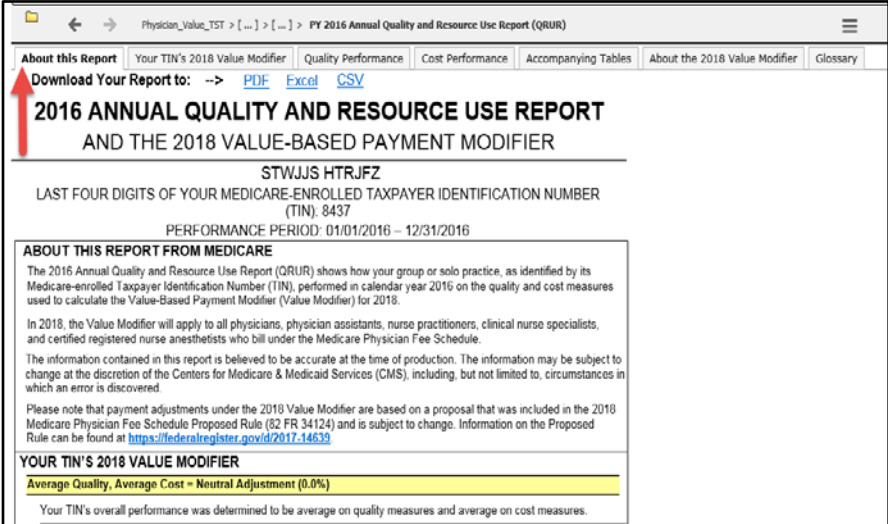
A. ACCESSING YOUR TIN'S 2016 ANNUAL QRUR AND TABLES IN THE CMS ENTERPRISE PORTAL

Steps	Screenshots
<ul style="list-style-type: none"> Navigate to the CMS Enterprise Portal at https://portal.cms.gov. Enter your Enterprise Identity Management System (EIDM) User ID and Password. Choose MFA Device type and complete the Multi-Factor Authentication (MFA) process. Select Agree to our Terms & Conditions. Select Login. 	
<ul style="list-style-type: none"> Select the PV-PQRS option on the My Portal screen and tab at the top of the screen and then select Feedback Reports. <p><i>Note: If you do not see the PV-PQRS option on the My Portal screen, please select View Apps to access the PV-PQRS option.</i></p>	

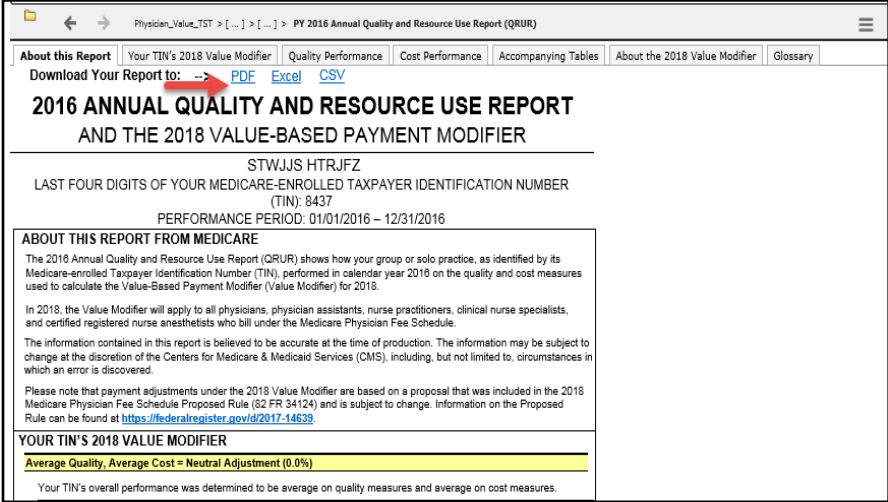
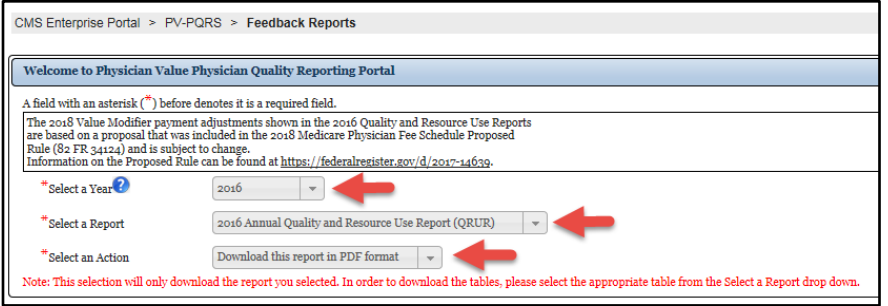
Steps	Screenshots
<ul style="list-style-type: none"> Select 2016 from the Select a Year dropdown menu, and then select the 2016 Annual Quality and Resource Use Report (QRUR) (or any one of the Tables) from the Select a Report dropdown menu. <p><i>Note: The 2018 Value Modifier payment adjustments shown in the 2016 Quality and Resource Use Reports are based on a proposal that was included in the 2018 Medicare Physician Fee Schedule Proposed Rule (82 FR 34124) and is subject to change. Information on the Proposed Rule can be found at https://federalregister.gov/d/2017-14639.</i></p>	
<ul style="list-style-type: none"> Select View Online from the Select an Action dropdown menu. Read the Attestation Message and make the appropriate selection. 	

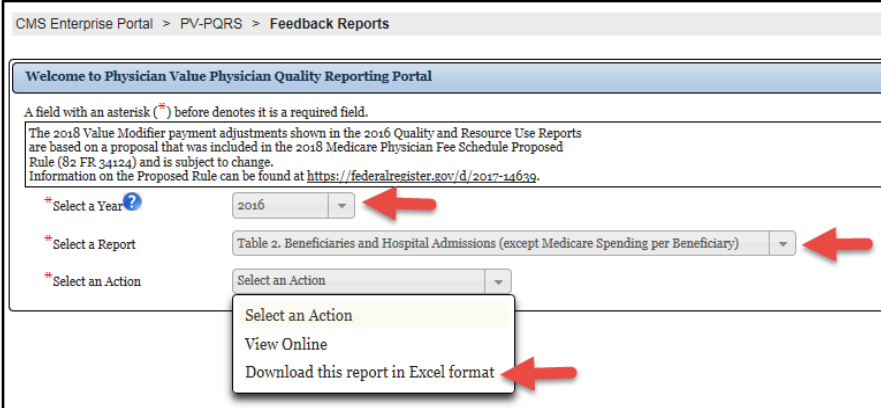
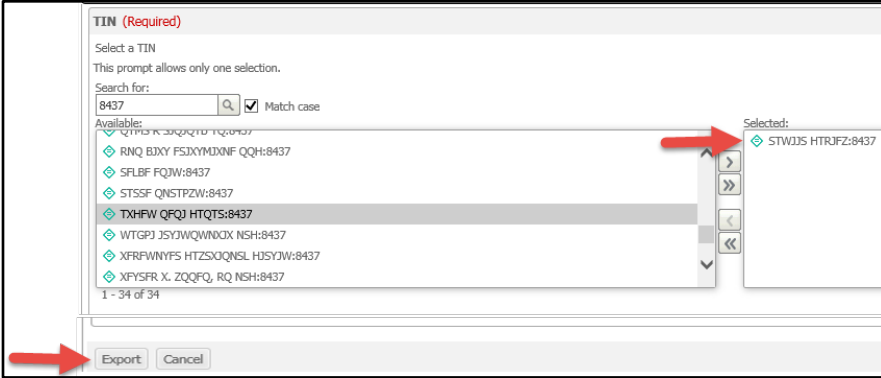
Steps	Screenshots
<ul style="list-style-type: none"> Select one TIN from the Available TINs. Select Run Document. 	

B. VIEWING YOUR TIN's 2016 ANNUAL QRUR ONLINE

Steps	Screenshots
<ul style="list-style-type: none"> The 2016 Annual QRUR contains the following sections that are displayed as tabs at the top of your report: <ul style="list-style-type: none"> About this Report (<i>Default Tab</i>) Your TIN's 2018 Value Modifier Quality Performance Cost Performance Accompanying Tables About the 2018 Value Modifier Glossary Select the appropriate tab at the top of the screen to navigate to different sections of the report. <p>Note: If your TIN does not have a full Annual QRUR, then you will see information in the About this Report tab and Glossary tab only. The remaining tabs will not display any information.</p> <p>Note: Hyperlinks to the information related to the 2016 Annual QRUR are available throughout the report. Select any of the hyperlinks to access the related Tables, Glossary terms, and external websites.</p>	

C. DOWNLOADING YOUR TIN's 2016 ANNUAL QRUR AND TABLES

Steps	Screenshots
FROM WITHIN THE REPORT	
<ul style="list-style-type: none"> • Select the links on the About this Report tab to download the report in the following formats: <ul style="list-style-type: none"> ○ PDF ○ Excel ○ CSV 	
FROM THE PV-PQRS Portal	
<p>To download your 2016 Annual QRUR:</p> <ul style="list-style-type: none"> • Select 2016 from the Select a Year dropdown menu, and then select the 2016 Annual Quality and Resource Use Report (QRUR). • Select Download this report in PDF format from the Select an Action dropdown menu to download your 2016 Annual QRUR. • Read the Attestation Message and make the appropriate selection. 	

Steps	Screenshots
<p>To download your 2016 Annual QRUR Tables:</p> <ul style="list-style-type: none"> Select 2016 from the Select a Year dropdown menu, then select one of the 2016 Annual QRUR Tables. Select Download this report in Excel Format from the Select an Action dropdown menu to download your 2016 Annual QRUR Table. Read the Attestation Message and make the appropriate selection. 	
<ul style="list-style-type: none"> Select one TIN from the Available TINs. Select Export. <p>Note: If you use Internet Explorer (IE) as your web browser, please make sure the CMS Enterprise Portal (https://portal.cms.gov) is added to the browser's trusted sites to prevent problems exporting your feedback report(s) to Excel. On the browser tool bar, go to Tools, select Internet Options, select the Security tab and then select Trusted Sites. On the Trusted Sites screen, click on the Sites button. If you don't see the portal address in the list of trusted Websites click the Add button to add the portal address. Select Close and then OK to save and return to IE. Alternatively, you may use Chrome or Firefox as your browser to view and export your report(s).</p>	

D. TECHNICAL RESOURCES

TECHNICAL RESOURCES

Detailed instructions for obtaining an EIDM account and accessing the 2016 Annual QRURs and Tables are available at:
<http://www.cms.gov/Medicare/Medicare-Fee-for-Service-Payment/PhysicianFeedbackProgram/Obtain-2013-QRUR.html>.

More information about the 2016 Annual QRURs and 2018 Value Modifier is available at:
<https://www.cms.gov/Medicare/Medicare-Fee-for-Service-Payment/PhysicianFeedbackProgram/2016-QRUR.html>.

For questions about information contained in your TIN's 2016 Annual QRUR or the Value Modifier, please contact the Physician Value Help Desk:

- Monday – Friday: 8:00 am – 8:00 pm Eastern Time Zone
- (888) 734-6433 (press option 3); (TTY) (888) 734-6563
- Email: pvhelpdesk@cms.hhs.gov

For questions about setting up an EIDM account or the Physician Quality Reporting System program, please contact the QualityNet Help Desk:

- Monday – Friday: 8:00 am – 8:00 pm Eastern Time Zone
- (866) 288-8912 (TTY) (877) 715-6222
- Email: qnetssupport@hcqis.org