



Guide for Accessing the Payment Adjustment and Reports Lookup Feature

Overview

There is a new feature available on the CMS Enterprise Portal website that allows a representative of a group or solo practice, as identified by its Medicare-enrolled Taxpayer Identification Number (TIN) to:

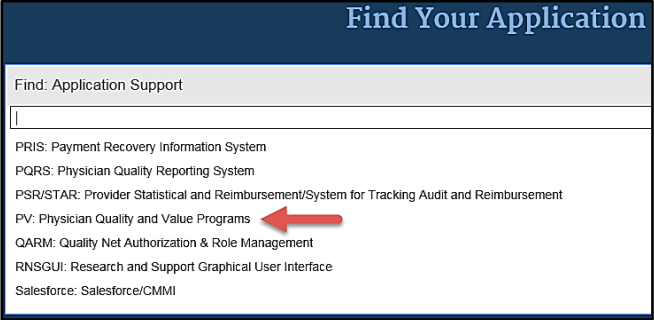
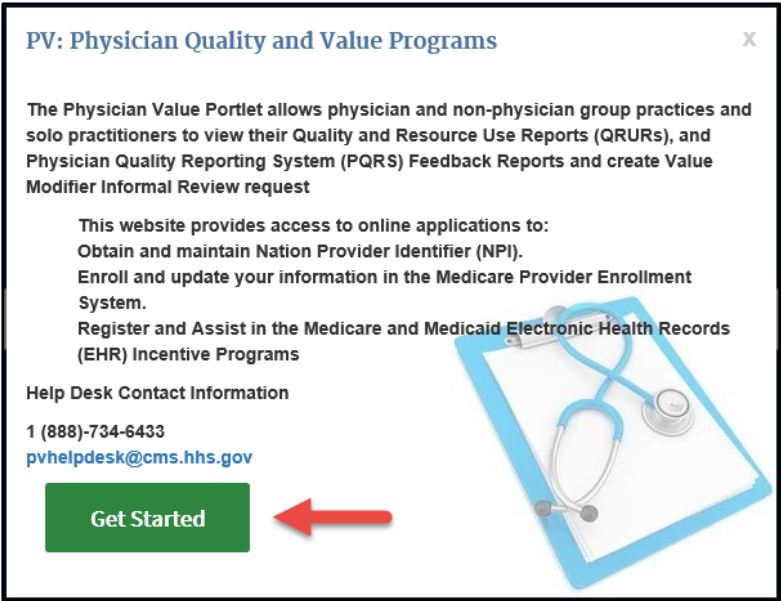
- (1) Look up the practice's current and prior years' Value Modifier payment adjustments;
- (2) Look up an eligible professional's current and prior years' Physician Quality Reporting System (PQRS) payment adjustments, and
- (3) Find out which feedback reports are available for the practice (i.e., the Annual Quality and Resource Use Report (QRUR), PQRS Feedback Report, Mid-year QRUR, and Supplemental QRUR).

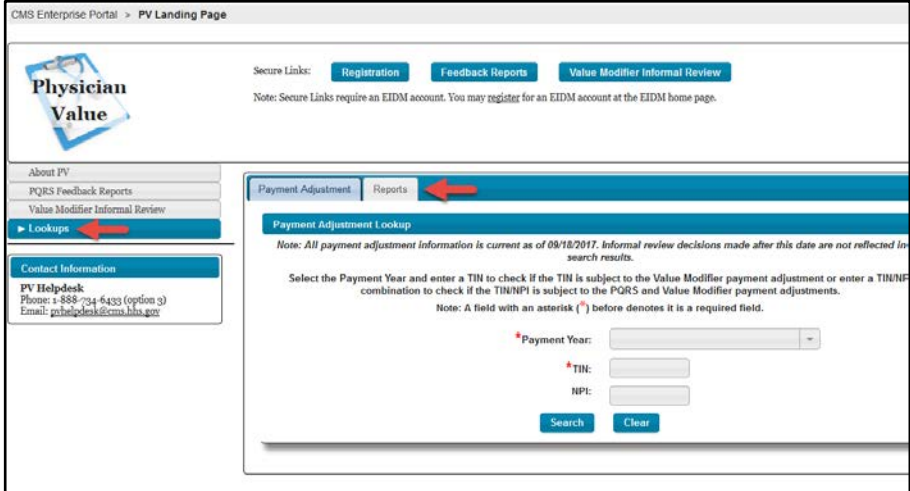
Please note that an Enterprise Identity Management System (EIDM) account is not needed to use this feature; however, an EIDM account with the correct role is needed in order to access any of the TIN's feedback reports. Instructions for obtaining an EIDM account with the correct role and accessing the feedback reports are available on the [How to Obtain a QRUR website](#).

For questions about the Value Modifier payment adjustment, please contact the Physician Value Help Desk at 1-888-734-6433 (option 3) or pvhelpdesk@cms.hhs.gov.

For question about the PQRS payment adjustment, please contact the QualityNet Help Desk at 1-866-288-8912 / TTY: 1-877-715-6222 or Qnetsupport@hcqis.org.

Accessing the Payment Adjustment and Reports Lookup Feature

Steps	Screenshots
<p>1. Go to the CMS Enterprise Portal at https://portal.cms.gov/</p> <p>2. Select “PV: Physician Quality and Value Programs” from the “Find: Application Support” drop-down menu.</p> <p><i>Note: The “Find: Your Application” drop-down menu is located at the bottom of the page.</i></p>	
<p>3. Select “Get Started” on the “PV: Physician Quality and Value Programs” pop-up window.</p>	

Steps	Screenshots
<p>4. Select “Lookups” on the “PV Landing page” from the left navigation menu.</p> <p>Using the Lookups function you can look up the following information by selecting one of the tabs:</p> <ul style="list-style-type: none"> • Payment Adjustment: <ul style="list-style-type: none"> ○ Select a Payment Year ○ Enter a valid TIN to determine if the TIN is subject to the Value Modifier payment adjustment during the selected payment year OR enter a valid TIN/NPI combination to check if the TIN/NPI is subject to the PQRS payment adjustment and if the TIN is subject to the Value Modifier payment adjustment during the selected payment year • Reports: <ul style="list-style-type: none"> ○ Select a Payment Year ○ Enter a valid TIN to see a list of feedback reports that are available for the TIN for the selected payment year 	 <p>The screenshot shows the 'Physician Value' landing page. On the left is a navigation menu with 'Lookups' selected. The main content area has two tabs: 'Payment Adjustment' and 'Reports', with a red arrow pointing to 'Reports'. Below the tabs is a 'Payment Adjustment Lookup' form with fields for 'Payment Year', 'TIN', and 'NPI', and 'Search' and 'Clear' buttons. A note above the form states: 'All payment adjustment information is current as of 08/10/2017. Informal review decisions made after this date are not reflected in search results.'</p>