

# 2018 | DATA USER'S GUIDE: COST SUPPLEMENT FILE PUBLIC USE FILE



Centers for Medicare & Medicaid Services (CMS)  
Office of Enterprise Data and Analytics (OEDA)

## Version Control Log

Date	Version	Revisions
11/3/2023	1.0	Initial version published.

# TABLE OF CONTENTS

<b>ACRONYM LIST .....</b>	<b>v</b>
<b>1. INTRODUCTION.....</b>	<b>1</b>
What's New in 2018? .....	2
1.1 What's New in the 2018 MCBS Cost Supplement File PUF? .....	2
<b>2. OVERVIEW OF THE MCBS .....</b>	<b>3</b>
<b>3. TECHNICAL AND PROGRAMMING INFORMATION .....</b>	<b>4</b>
3.1 General Information .....	4
3.2 Data File Information .....	4
3.3 Comparison to the LDS.....	5
3.4 Top- and Bottom-coding .....	8
<b>4. SURVEY OVERVIEW .....</b>	<b>9</b>
4.1 Design of MCBS .....	9
4.2 Sample Design.....	10
4.3 Eligibility.....	12
4.3.1 Medicare Population Covered by the 2018 LDS and MCBS Cost Supplement File PUF ...	12
4.4 Case Types.....	12
4.4.1 Incoming and Continuing Cases .....	12
4.4.2 Community Interviews .....	12
4.5 Interviewing and Training Procedures.....	13
4.5.1 Overview of Data Collection .....	13
4.5.2 Interviewer Training.....	13
4.5.3 Privacy and Data Security .....	13
<b>5. QUESTIONNAIRES .....</b>	<b>15</b>
5.1 Overview .....	15
<b>6. SAMPLING .....</b>	<b>16</b>
6.1 Medicare Population Covered by the 2018 MCBS Cost Supplement File PUF.....	16
6.2 Targeted Population and Sampling Strata .....	18
6.3 Primary and Secondary Sampling Units.....	18
6.4 Sample Selection .....	19

7. TECHNICAL NOTES ON USING THE DATA.....

20

7.1 Weights and Variance Estimation .....

20

7.2 Item Non-Response .....

20

7.3 Subgroup Analysis.....

21

8. REFERENCES.....

22

9. APPENDICES.....

24

Appendix A: Glossary .....

24

Appendix B: Technical Appendix – Sample Code and Output.....

27

SAS Analysis Statements.....

27

Stata Analysis Statements.....

27

R Analysis Statements .....

27

## LIST OF EXHIBITS

<b>Exhibit 1.1.1:</b>	2018 MCBS Cost Supplement File PUF Content Updates .....	2
<b>Exhibit 3.1.1:</b>	2018 MCBS Cost Supplement File PUF Variable Group, Number of Variables, and Related LDS Segments .....	4
<b>Exhibit 3.3.1.a:</b>	Comparison between the 2018 MCBS Cost Supplement File PUF and 2018 MCBS Cost Supplement File LDS .....	6
<b>Exhibit 3.3.1.b:</b>	Comparison between the 2018 MCBS Cost Supplement File PUF and 2018 MCBS Cost Supplement File LDS .....	6
<b>Exhibit 3.3.2:</b>	Comparison of Socio-demographic and Health Factor Variables and Values in the MCBS Cost Supplement File PUF and MCBS Survey File LDS .....	7
<b>Exhibit 4.1.1:</b>	Typical MCBS Data Collection Year .....	9
<b>Exhibit 4.1.2:</b>	MCBS Beneficiary Participation Timeline .....	10
<b>Exhibit 4.2.1:</b>	2015-2018 MCBS Rotating Panel Design .....	11
<b>Exhibit 4.2.2:</b>	2018 MCBS Composition of Panels in the MCBS Cost Supplement File PUF .....	12
<b>Exhibit 6.1.1:</b>	Estimated Number of Male Community Medicare Beneficiaries by Race and Age, in the 2018 MCBS Cost Supplement File PUF .....	16
<b>Exhibit 6.1.2:</b>	Estimated Number of Female Community Medicare Beneficiaries by Race and Age, in the 2018 MCBS Cost Supplement File PUF .....	17
<b>Exhibit 6.1.3:</b>	Estimated Number of Community Medicare Beneficiaries by Race and Age, in the 2018 MCBS Cost Supplement File PUF .....	17
<b>Exhibit 6.2.1:</b>	2018 Panel of Selected Beneficiaries by U.S. Hispanic and U.S. Non-Hispanic Ethnicity Classification and Age Category .....	18

## ACRONYM LIST

AAPOR	American Association for Public Opinion Research
CAPI	Computer-Assisted Personal Interviewing
CHRNCOND	LDS Survey File Chronic Conditions segment
CMS	Centers for Medicare & Medicaid Services
CSV	Comma-separated values file
CSEVWGTS	LDS Cost Supplement File Ever Enrolled weights
DEMO	LDS Survey File Demographics segment
DUA	Data Use Agreement
HHS	U.S. Department of Health and Human Services
IRB	Institutional Review Board
LDS	Limited Data Set(s)
MA	Medicare Advantage
MCBS	Medicare Current Beneficiary Survey
NORC	NORC at the University of Chicago
OMB	Office of Management and Budget
PHI	Protected Health Information
PII	Personally Identifiable Information
PS	LDS Cost Supplement File Person Summary segment
PSU	Primary Sampling Units
PUF	Public Use File
SAS	Statistical Analysis System
SS	LDS Cost Supplement File Service Summary segment
SSU	Secondary Sampling Units
USU	Ultimate Sampling Unit

# 1. INTRODUCTION

Over the past several years, the Centers for Medicare and Medicaid Services (CMS) has made it a priority to make more data available, including releasing to the public an unprecedented amount of information on services and procedures provided to Medicare beneficiaries. CMS provides users with multiple ways to access Medicare Current Beneficiary Survey (MCBS) data, and a wide array of documentation is publicly available on the CMS MCBS website. MCBS data are made available via two annual Limited Data Set (LDS) releases, and two annual Microdata Public Use File (PUF) releases, an MCBS Survey File PUF based on the Survey File LDS and an MCBS Cost Supplement File PUF based on the Cost Supplement File LDS.<sup>1</sup> In addition, in response to the emergence of “coronavirus disease 2019” (“COVID-19”) in the United States in 2020, the MCBS has also released three out-of-cycle topic-specific Microdata PUFs (MCBS COVID-19 Summer 2020 PUF, MCBS COVID-19 Fall 2020 PUF, and MCBS COVID-19 Winter 2021 PUF).

The content of the MCBS Cost Supplement File PUF is governed by its central focus of serving as a unique source of information on beneficiaries’ cost and utilization that cannot be obtained through CMS administrative sources alone. The MCBS Cost Supplement File PUF includes data that links Medicare claims to survey-reported health-care events and provides summarized expenditure and source of payment data on all health care services, including those not covered by Medicare. Disclosure protections have been applied to the file, including de-identification and other methods. As a result, the MCBS Cost Supplement File PUF does not require a Data Use Agreement (DUA). In contrast, the MCBS LDS releases contain beneficiary-level protected health information (PHI) and therefore require a DUA. The MCBS Cost Supplement File PUF is not intended to replace the more detailed LDS files but, rather, it makes available a general-use publicly-available alternative that provides the highest degree of protection to the Medicare beneficiaries’ PHI.

The main benefits of the MCBS Cost Supplement File PUF are:

1. Increased data access for researchers of the MCBS through a free file download that is consistent with other U.S. Department of Health and Human Services (HHS) public-use survey files.
2. Increased policy-relevant analyses, by attracting new researchers and policymakers, for whom the cost and time associated with accessing the MCBS LDS can pose significant deterrents to use.

This user guide contains information about the 2018 MCBS Cost Supplement File PUF. It contains detailed information about the MCBS and specific background information to help data users understand and analyze the PUF. This guide is updated each time a new set of PUF data are released<sup>2</sup>.

Readers interested in understanding or analyzing the 2018 MCBS data should also familiarize themselves with the content of the *2018 MCBS Data User’s Guide: Cost Supplement File*, the *2018 MCBS Data User’s Guide: Survey File*, and the *2018 MCBS Methodology Report* documents in order to obtain an overview of the survey, questionnaires, sample design, and other topics relevant to the MCBS. Data users can access these documents along with other data documentation at: <https://www.cms.gov/Research-Statistics-Data-and-Systems/Research/MCBS/Codebooks>. Data users interested in a collection of charts and tables presenting estimates from the LDS releases can access the *MCBS Chartbook* at: <https://www.cms.gov/Research-Statistics-Data-and-Systems/Research/MCBS/Data-Tables>.

<sup>1</sup> The MCBS Cost Supplement File PUF is based on the MCBS Cost Supplement File LDS; however, this PUF also includes select demographic and health factor variables from the MCBS Survey File LDS.

<sup>2</sup> This communication was printed, published, or produced and disseminated at U.S. taxpayer expense.

## What's New in 2018?

Below, data users will note highlights and updates to the MCBS Cost Supplement File PUF for the 2018 data year compared to the following data year (i.e., 2019)<sup>3</sup>. Detailed information about changes to the 2018 MCBS, sampling, questionnaires, documentation, and data processing is available in the *2018 MCBS Data User's Guide: Survey File*.

### 1.1 What's New in the 2018 MCBS Cost Supplement File PUF?

The 2018 MCBS Cost Supplement File PUF features the following updates:

Four variables representing the cost and use of survey-reported vision and hearing events were removed from the 2018 MCBS Cost Supplement PUF.<sup>4</sup>

Exhibit 1.1.1 presents a summary of the content updates in the 2018 MCBS Cost Supplement File PUF.

#### Exhibit 1.1.1: 2018 MCBS Cost Supplement File PUF Content Updates

Variable	Variable Label	Description
PAMTVU	Adjusted sum for vision events	Removed
PAMTHU	Adjusted sum for hearing events	Removed
VUAEVNTS	Adjusted number of vision events	Removed
HUAEVNTS	Adjusted number of hearing events	Removed

<sup>3</sup> CMS first released the annual MCBS Cost Supplement File PUF for the 2019 data year. In addition to releasing a new Cost Supplement PUF for each subsequent data year, CMS also releases retrospective Cost Supplement PUFs for prior data years.

<sup>4</sup> Data on vision and hearing services are available starting with the 2019 Cost Supplement File PUF due to a questionnaire redesign.



## 2. OVERVIEW OF THE MCBS

Medicare is the nation's health insurance program for persons 65 years and over and for persons younger than 65 years who have a qualifying disability. The MCBS is sponsored by CMS and contains data provided by a representative national sample of the Medicare population. The MCBS is designed to aid CMS in administering, monitoring, and evaluating the Medicare program. A leading source of information on Medicare and its impact on beneficiaries, the MCBS provides important information on beneficiaries that is not otherwise collected through operational or administrative data from the Medicare program and plays an essential role in the monitoring and evaluation of beneficiary health status and health care policy.

The MCBS is a continuous, multi-purpose longitudinal survey, representing the population of beneficiaries aged 65 and over and beneficiaries aged below 65 with certain disabling conditions, residing in the United States. Fieldwork for the first round of data collection began in September 1991; since then, the MCBS has continued to collect and provide essential data on the costs, use, and health care status of Medicare beneficiaries. The MCBS has been continuously conducted since 1991, completing more than 1.2 million interviews provided by thousands of respondents. Interviews are usually conducted in-person using computer-assisted personal interviewing (CAPI).

The MCBS primarily focuses on economic and beneficiary topics including health care use and health care access barriers, health care expenditures, and factors that affect health care utilization. As a part of this focus, the MCBS collects a variety of information about the beneficiary, including demographic characteristics, health status and functioning, access to care, insurance coverage and out of pocket expenses, financial resources, and potential family support. The MCBS collects this information in three data collection periods, or rounds, per year. Over the years, data from the MCBS have been used to inform many advancements to the Medicare program, including the creation of new benefits such as Medicare's Part D prescription drug benefit.

This *Data User's Guide* uses the following definitions for beneficiary and respondent:

- Beneficiary refers to a person receiving Medicare services who may or may not be participating in the MCBS. Beneficiary may also refer to an individual selected from the MCBS sample about whom the MCBS collects information.<sup>5</sup>
- Respondent refers to a person who answers questions for the MCBS; for Community interviews, this person can be the beneficiary or a proxy.

For questions or suggestions on this document or other MCBS data-related questions, please email [MCBS@cms.hhs.gov](mailto:MCBS@cms.hhs.gov).

<sup>5</sup> <https://www.cms.gov/Medicare/Medicare-General-Information/MedicareGenInfo/index.html>.

### 3. TECHNICAL AND PROGRAMMING INFORMATION

#### 3.1 General Information

The 2018 MCBS Cost Supplement File PUF is primarily based on the Person Summary (PS) segment of the 2018 MCBS Cost Supplement File LDS and includes data for 7,483 sampled beneficiaries. This file also includes survey weights that allow for analysis that is nationally representative of the population of beneficiaries living in the community who were ever enrolled in Medicare at any point in 2018.

All records begin with a PUF\_ID, a unique number for each beneficiary in the PUF. This PUF\_ID serves to identify records in the 2018 MCBS Cost Supplement File PUF and cannot be used for linking to MCBS data files other than the MCBS Cost Supplement File PUF. Each beneficiary's PUF\_ID is randomly generated each year, so it is not possible to link a beneficiary's data between years, and the value of the PUF\_ID does not provide any information about the beneficiary or their year of enrollment.

All variables in the MCBS Cost Supplement File PUF are in numeric or integer formats. Formats and values for each variable are available in the 2018 MCBS Cost Supplement File PUF codebook.

Exhibit 3.1.1 includes information about the variables grouped by topic area and the locations of the corresponding variables in the LDS data segments (i.e., the 2018 LDS Cost Supplement File or the 2018 LDS Survey File individual files).

**Exhibit 3.1.1:** 2018 MCBS Cost Supplement File PUF Variable Group, Number of Variables, and Related LDS Segments

MCBS Cost Supplement File PUF Variable Group	Number of PUF Variables	LDS Files Data Segments
Demographics and health factors	5	Survey File- DEMO, CHRNCND
Adjusted utilization (number of events) by service type	7	Cost Supplement- PS
Adjusted cost by service type	6	Cost Supplement- PS
Adjusted cost by payer	8	Cost Supplement- PS
Cost Supplement PUF ever enrolled weights	101	Cost Supplement- CSEVWGTS

#### 3.2 Data File Information

Detailed information about variables in the MCBS Cost Supplement File PUF can be found in the Cost Supplement File PUF codebook. The codebook includes SAS® variable names, labels, and any applicable notes. Certain variables in the 2018 MCBS Cost Supplement File PUF were recoded due to disclosure concerns so the categories in the 2018 MCBS Cost Supplement File PUF codebook may differ from the categories in the questionnaire specifications. Other variables were created by combining multiple variables, and their variable label indicates a recoded variable (e.g., CSP\_NCHRNCD).

For each variable, the formats and format values are included in the codebook:

- Values of .R indicate "refused" and .D indicate "don't know."
- All values of "inapplicable" have been combined with missing values.
- Unweighted frequencies of most variables included in the MCBS Cost Supplement File PUF are provided in the accompanying codebook file.

The MCBS Cost Supplement File PUF dataset is saved as a SAS export file. Directions and sample SAS code are given below and also in Appendix B to help users read the dataset into SAS.

Assume the MCBS 2018 Cost Supplement File PUF export file (e.g., PUF20YY\_1.xpt) is downloaded into the folder "C:\MCBS\DOWNLOAD". The "YY" in "PUF20YY" refers to the data year of the MCBS Cost Supplement File PUF. The following SAS code can then be used to import the Cost Supplement File PUF segment into SAS:

```
LIBNAME PUFLIB 'C:\MCBS\SASDATA';
FILENAME F_CSPUF "C:\MCBS\DOWNLOAD\PUF20YY_1.XPT";
PROC CIMPORT LIBRARY=PUFLIB INFILE= F_CSPUF;
RUN;
```

A text file with SAS programming code to import the .xpt files, create formats, and apply SAS labels is provided for users. Additionally, a comma-separated values (CSV) file is available for use with other statistical software packages such as R® and STATA®.

### 3.3 Comparison to the LDS

The 2018 MCBS Cost Supplement File LDS data are provided at three different levels of summarization: Event level, Service Summary (SS) level, and PS level. However, the MCBS Cost Supplement File PUF only provides data for the PS level, which summarizes utilization and expenditures by type of service and expenditures by payer, resulting in one record per beneficiary.<sup>6</sup> In addition, unlike the LDS, the PUF only includes payment amounts that were adjusted to compensate for Medicare covered days that were not covered by the interview reference periods (as opposed to both the unadjusted and adjusted payment amounts available in the Cost Supplement File LDS). As in the Cost Supplement File LDS, the adjusted totals also include an upward ratio adjustment to Non Prescription Medicine (Non PM) utilization and expenditure data for beneficiaries enrolled in Medicare Advantage (MA) plans. Detailed information about the contents of each level of summarization and the payment adjustments is available in the *2018 MCBS Data User's Guide: Cost Supplement File*.

In addition, the 2018 Cost Supplement File PUF differs from the MCBS Cost Supplement File LDS, because it has been evaluated for disclosure risk and additional steps were taken to protect beneficiary confidentiality. The 2018 MCBS Cost Supplement File PUF contains data for 7,483 sampled beneficiaries and 130 variables, which is similar to the number of beneficiaries contained in the PS segment of the 2018 MCBS Cost Supplement File LDS, with a few additional demographic variables from the 2018 MCBS Survey File LDS to support analysis. LDS variables that posed a disclosure risk were dropped or recoded to create the variable set for the MCBS Cost Supplement File PUF. In addition, unlike the MCBS Cost Supplement File LDS, which must be linked to the MCBS Survey File LDS for analysis, the 2018 MCBS Cost Supplement File PUF is a stand-alone file that cannot be linked to the 2018 MCBS Survey File PUF for analysis.

Due to disclosure concerns, the 2018 MCBS Cost Supplement File PUF includes only beneficiaries living in the community the entire year. The file excludes 1,749 who had a Facility interview during the year, or who incurred any facility, hospice, or institutional events or costs during the year. Variables that were only created for Facility residents are excluded.<sup>7</sup>

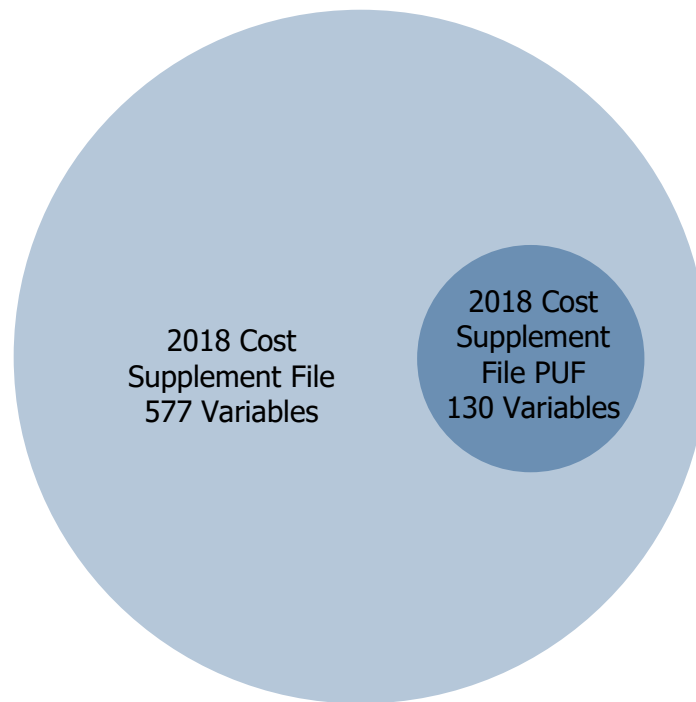
<sup>6</sup> The MCBS Cost Supplement File PUF includes utilization and expenditure data on 6 of the 9 service types included in the MCBS Cost Supplement LDS: Dental (DU), home health (HH), inpatient hospital (IP), medical provider (MP), outpatient hospital (OP), and prescribed medicine (PM); the Cost Supplement PUF excludes facility (FA), hospice (HP), and institutional (IU) services. The MCBS Cost Supplement PUF also includes expenditure data on all 11 payers included in the MCBS Cost Supplement LDS: all payers, Medicare Fee-for-Service (FFS), Medicaid, Medicare Managed Care Organization (MCO)/Health Maintenance Organization (HMO), private MCO/HMO, employer-sponsored private insurance, self-purchased private insurance, private insurance (unknown purchase), out-of-pocket, uncollected liability/discounted amount, and other sources (including the Veteran's Administration).

<sup>7</sup> Facilities are defined as nursing homes, retirement homes, domiciliary or personal care facility, distinct long-term units in a hospital complex, mental health facility and centers.

The MCBS Cost Supplement File PUF is free and available for download on the CMS website. For users interested in the MCBS Survey File and Cost Supplement File LDS, more information on the LDS process can be found at: <https://www.cms.gov/Research-Statistics-Data-and-Systems/Research/MCBS>.

A summary of the differences between the two data products is presented in Exhibits 3.3.1.a and 3.3.1.b.

**Exhibit 3.3.1.a:** Comparison between the 2018 MCBS Cost Supplement File PUF and 2018 MCBS Cost Supplement File LDS



**Exhibit 3.3.1.b:** Comparison between the 2018 MCBS Cost Supplement File PUF and 2018 MCBS Cost Supplement File LDS

Domain	MCBS Cost Supplement File PUF	MCBS Cost Supplement File LDS
<b>Population</b>	Community only	Community and facility
<b>Number of variables</b>	130 variables	577 variables across 12 data segments
<b>ID</b>	PUF_ID; Randomly generated, can't be linked back to BASEID, changes each year	BASEID; Randomly generated, can't be linked back to Medicare Beneficiary Identifier (MBI), consistent between years
<b>Date fields</b>	NO	YES
<b>Geographic identifiers</b>	NO	NO
<b>Cost/payment data</b>	YES	YES
<b>Demographic data</b>	YES; All variables are available in the MCBS Survey File LDS	NO
<b>Population weights</b>	Ever enrolled weights only	Ever enrolled weights only

Exhibit 3.3.2 details the socio-demographic and health factor variables along with the values available in the MCBS Cost Supplement File PUF and the MCBS Survey File LDS, for comparison purposes. Variables in the MCBS Survey File LDS which do not have an equivalent in the MCBS Cost Supplement File PUF are noted below the exhibit.<sup>8,9</sup>

**Exhibit 3.3.2:** Comparison of Socio-demographic and Health Factor Variables and Values in the MCBS Cost Supplement File PUF and MCBS Survey File LDS

<b>Socio-demographic Characteristic or Health Factor</b>	<b>MCBS Cost Supplement File PUF Variables and Values</b>	<b>MCBS Survey File LDS Variables and Values</b>
<b>Gender</b>	CSP_SEX (Gender): Male; Female	ROSTSEX (Gender): Male; Female
<b>Age</b>	CSP_AGE (Age group): <65 years; 65-74 years; ≥75 years	D_STRAT (MCBS Sample age stratum): 0-44 years; 45-64 years; 65-69 years; 70-74 years; 75-79 years; 80-84 years; ≥ 85 years  H_AGE (Age of beneficiary): Age of beneficiary in years
<b>Race/Ethnicity</b>	CSP_RACE (Race/ethnicity group): White non-Hispanic; Black non-Hispanic; Hispanic; Other	D_RACE2 (Race of SP): Asian; African American; Native Hawaiian or Pacific Islander; White; American Indian or Alaska Native; More than one  RACEAS: Asian; RACEASAI: Asian Indian; RACEASCH: Chinese; RACEASFI: Filipino; RACEASJA: Japanese; RACEASKO: Korean; RACEASVI: Vietnamese; RACEASOT: Other Asian; RACEAA: Black or African-American; RACENH: Native Hawaiian or Pacific Islander; RACEPIHA: Native Hawaiian; RACEPIGU: Guamanian Chamorro; RACEPISA: Samoan; RACEPIOT: Other Pacific Islander; RACEWH: Caucasian; RACEAI: American Indian or Alaska Native  HISPORIG (Is SP of Hispanic or Latino origin?): Yes; No  HISPORMA: Mexican/Mex American/Chicano; HISPORPR: Puerto Rican; HISPORCU: Cuban; HISPOROT: Other Hispanic/Latino/Spanish origin

<sup>8</sup> The MCBS Survey File LDS contains additional socio-demographic information, including educational attainment, metropolitan area residence status and location of residence, rural-urban commuting area details, marital status, the number of living children the beneficiary has, employment status, veteran status, status of Social Security Administration (SSA) check, interview language, language spoken at home, and English proficiency, Area Deprivation Index (ADI), and Income Poverty Ratio (IPR), which do not have corresponding variables available in the MCBS Cost Supplement File PUF. Please note that additional race/ethnicity variables from administrative sources are included in the MCBS Survey File LDS.

<sup>9</sup> As well as additional socio-demographic and health factor variables, the Survey File LDS contains data on a wide variety of other topics that can be combined with payer, cost, and utilization data in the Cost Supplement File LDS for analysis, including health status and functioning, health insurance coverage, health behaviors, preventive care, financial resources, and access to, knowledge of, attitudes towards, and satisfaction with care. See the LDS Data User's Guides for additional information.

<b>Socio-demographic Characteristic or Health Factor</b>	<b>MCBS Cost Supplement File PUF Variables and Values</b>	<b>MCBS Survey File LDS Variables and Values</b>
<b>Household Income</b>	CSP_INCOME (Income of SP and spouse): <\$25,000; ≥\$25,000	INCOME (Income range of SP and spouse): <\$5,000; \$5,000 - <\$10,000; \$10,000 - <\$15,000; \$15,000 - <\$20,000; \$20,000 - <\$25,000; \$25,000 - <\$30,000; \$30,000 - <\$40,000; \$40,000 - <\$50,000; ≥\$50,000  INCOME_H (SP and spouse total income last year): Range of values
<b>Chronic Conditions</b>	CSP_NCHRNCD (Number of chronic conditions): 0-1, 2-3, 4+ conditions	OCHBP (High blood pressure), OCMYOCAR (Myocardial infarction), OCCHD (Coronary heart disease (CHD)/Angina pectoris), OCCFAIL (Congestive heart failure), OCHRTCND (Valve/rhythm/other heart condition), OCSTROKE (Stroke), OCCANCER (Cancer), OCBETES (Diabetes/High blood sugar), OCALZMER (Alzheimer's disease), OCDEMENT (Dementia), OCDEPRSS (Depression), OCPSYCHO (Mental disorder), OCMENTAL (Intellectual disability), OCARTHRH (Rheumatoid arthritis), OCOSTEOP (Osteoporosis), OCBRKHIP (Broken hip), OCPARKIN (Parkinson's disease), OCEMPHYS (Emphysema/Asthma/Chronic obstructive pulmonary disease (COPD)): Yes; No

### 3.4 Top- and Bottom-coding

All of the service- and payer-specific costs and events variables were top-coded at the 99.5% level. For each of these variables, beneficiaries who had a value in the highest 0.5% of the unweighted sample were separated out and had their mean value calculated. For all such beneficiaries, their values were then replaced by the mean value of the top 0.5%. This process was performed separately for each of the eight variables for cost by service type, the eight variables for number of events by service type, and the seven variables for payments by payer type. Additionally, the variable PAMTOTH, which was the only variable for which negative values were possible, was bottom-coded; all negative values in the unweighted sample were averaged and then replaced with that mean. The variable PAMTTOT was calculated as the sum of the seven top- and bottom-coded constituent variables for payments by payer type. The variable PEVENTS was calculated as the sum of the eight bottom-coded constituent variables for number of events by service type.

## 4. SURVEY OVERVIEW

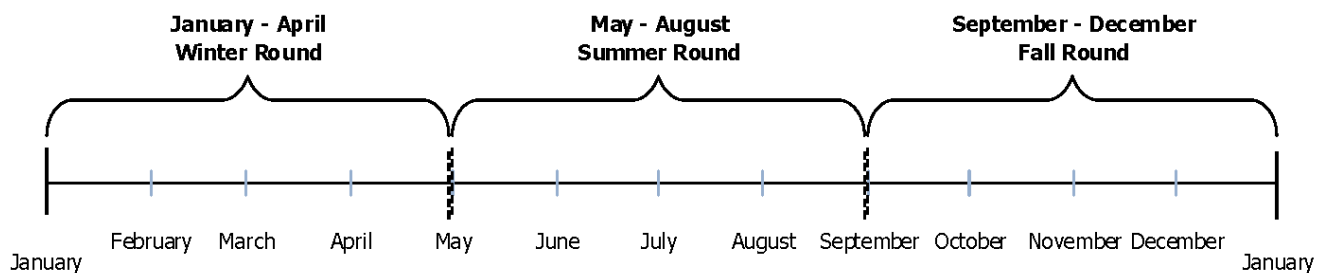
### 4.1 Design of MCBS

In its initial design, the MCBS was to serve as a traditional longitudinal survey of the Medicare population. There was no predetermined limit to the duration of time a beneficiary, once selected to participate, was to remain in the sample. However, beginning in 1994, participation of beneficiaries in the MCBS was limited to no more than four years.

Although participation in the survey is limited to four years, MCBS data collection is continuous throughout the year with three distinct seasons (i.e., rounds) of data collection per year. In general, the three rounds are: winter (January through April); summer (May through August); and fall (September through December). The primary reason for the round to round design is to create shorter recall periods during the year to capture more complete and accurate health care costs and utilization for beneficiaries.

The 2018 MCBS data releases reflect data collected from January 2018 through early January 2019 (see Exhibit 4.1.1), as well as Topical sections, income and assets data, and chronic pain information collected through the Summer 2019.<sup>10</sup> Exhibit 4.1.1 depicts an MCBS data collection year and the typical span of the rounds.

**Exhibit 4.1.1:** Typical MCBS Data Collection Year

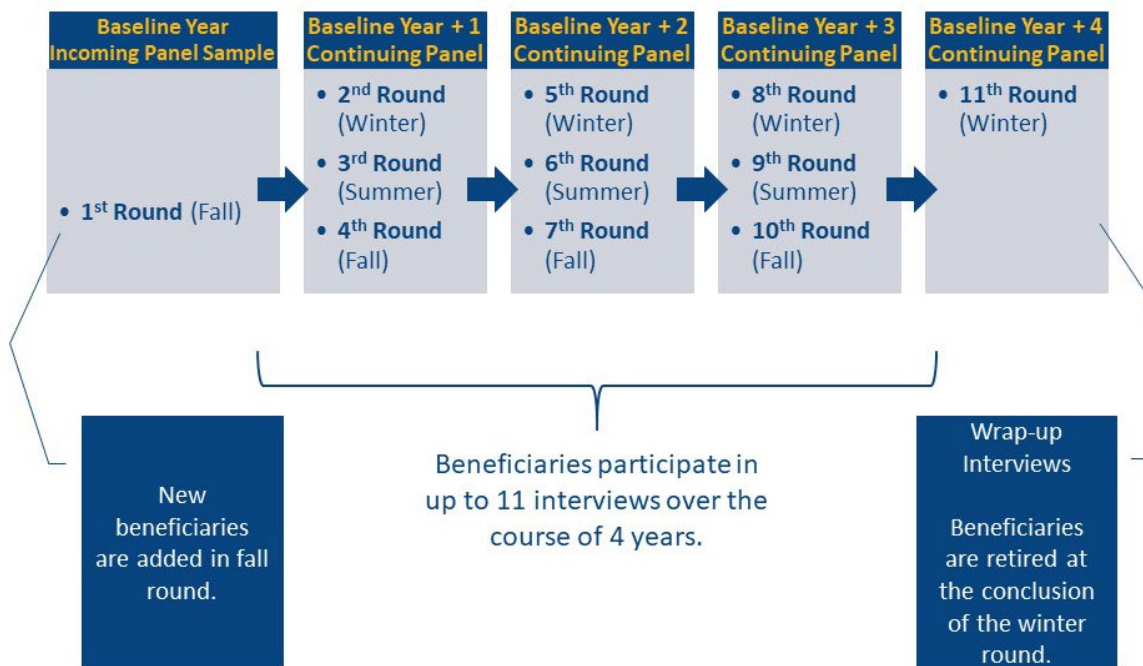


The initial interview of newly-selected beneficiaries takes place in the fall round. Since 2016, the fall round begins early (in late July or early August) to allow more time to locate and conduct outreach to the new survey respondents.

Subsequent rounds, which occur every four months, involve the re-interviewing of the same beneficiary (or appropriate proxy respondents or facility staff) over a four year period (up to 11 interviews in total). Exhibit 4.1.2 depicts the timeline of participation for beneficiaries selected to be in the MCBS sample.

<sup>10</sup> Due to the nature of some survey items, PUF data for each data year may include data pulled forward from a prior data collection year and/or data added from a future data collection year due to the specific reference period.



**Exhibit 4.1.2:** MCBS Beneficiary Participation Timeline**4.2 Sample Design**

The MCBS uses a rotating panel sample design, covering the population of Medicare beneficiaries residing in the continental U.S. (48 states and the District of Columbia) for the survey year.<sup>11</sup> Each MCBS panel, an annual statistical sample of all Medicare enrollees, is interviewed up to three times a year over a four year period creating a continuous profile of selected beneficiaries' health care experiences.<sup>12</sup> One panel is retired at the conclusion of each winter round, and a new panel is selected to replace it each fall round (see Exhibit 4.2.1). The size of the new panel is designed to provide a stable number of beneficiaries across all panels participating in the survey annually.

<sup>11</sup> Alaska and Hawaii are not included among the states from which the sample is selected due to the high cost of data collection in those areas; however, they are included in control totals for weighting purposes. Beginning in 2017, sampling from Puerto Rico was discontinued. Beginning in 2018, all data collection in Puerto Rico was discontinued.

<sup>12</sup> The three rounds per year are referred to seasonally. Respondents are interviewed in the winter round, the summer round, and the fall round each year.



**Exhibit 4.2.1:** 2015-2018 MCBS Rotating Panel Design

Data Collection Schedule			Panel			
Data Year	Season	Round#	2015	2016	2017	2018
2015	Winter/Summer*	71/72				
	Fall	73				
2016	Winter	74				
	Summer	75				
	Fall	76				
2017	Winter	77				
	Summer	78				
	Fall	79				
2018	Winter	80				
	Summer	81				
	Fall	82				

\*The Summer and Winter Rounds in 2015 were combined due to a contract transition.

The MCBS employs a three-stage cluster sample design. Primary sampling units (PSUs) are made up of major geographic areas consisting of metropolitan areas or groups of rural counties. Secondary sampling units (SSUs) are made up of census tracts or groups of tracts within the selected PSUs. Medicare beneficiaries, the ultimate sampling units (USUs), are then selected from within the selected SSUs. The final 2018 MCBS Panel was drawn from 104 PSUs, which contained 685 SSUs. The MCBS sample is annually “supplemented” during the fall round to account for attrition (deaths, dis-enrollments, refusals) and current-year enrollees. Each annual supplement is referred to as the Incoming Panel sample.

Beneficiaries for the MCBS are sampled from the Medicare Administrative enrollment data. The beneficiaries included in the MCBS Cost Supplement File PUF represent a randomly selected cross-section of all beneficiaries who were ever enrolled in either Part A or Part B of the Medicare program for any portion of 2018.<sup>13</sup> The MCBS Cost Supplement File PUF represents four separate MCBS panels identified by the year in which the panel was selected and first interviewed (i.e., for the 2018 MCBS Cost Supplement File PUF, the 2015, 2016, 2017, and 2018 Panels). Exhibit 4.2.2 shows the distribution of each of the four panels included in the 2018 MCBS Cost Supplement File PUF.

For more information on the sample design, please see the *Cost Supplement File Data User's Guide* at: <https://www.cms.gov/Research-Statistics-Data-and-Systems/Research/MCBS/Codebooks>.

<sup>13</sup> While beneficiaries included in the LDS releases represent both the ever enrolled and continuously enrolled Medicare population, the MCBS Cost Supplement File PUF solely represents the ever enrolled population.

**Exhibit 4.2.2:** 2018 MCBS Composition of Panels in the MCBS Cost Supplement File PUF

<b>Data Year (Fall)</b>	<b>Number of Beneficiaries Selected</b>
2015	1504
2016	2514
2017	3274
2018	191

## 4.3 Eligibility

### *4.3.1 Medicare Population Covered by the 2018 LDS and MCBS Cost Supplement File PUF*

Beginning in 2015, beneficiaries who became eligible for Medicare Part A or B and enrolled anytime during the sampling year were eligible to be sampled as part of the annual panel. This is a substantial change in practice; prior to 2015, only beneficiaries enrolled in Medicare by January 1 of the sampling year were eligible to be sampled in an annual panel.

## 4.4 Case Types

MCBS beneficiaries are classified by their phase of survey participation (i.e., Incoming or Continuing) and interview participation (i.e., Community or Facility), which is determined by residence status. Although they appear in the MCBS LDS releases, beneficiaries for whom any Facility interviews were conducted during the data collection period, or who accrued any Facility events or costs during the data year, are not included in the MCBS Cost Supplement File PUF. Researchers interested in the population of beneficiaries living in facilities will need to use the MCBS LDS, as discussed in Section 3.3.

### *4.4.1 Incoming and Continuing Cases*

Every fall round of data collection, a new panel of sampled beneficiaries is added to the total sample to replace the panel of sampled beneficiaries completing a final interview and exiting the MCBS in the prior winter round. Newly selected MCBS beneficiaries begin in the fall round and are referred to as Incoming Panel cases. After the initial interview, they are referred to as Continuing cases.

### *4.4.2 Community Interviews*

Approximately 90 percent of the interviews are held with the beneficiaries or proxies in their own residence or in a neutral interview location, such as a library or public venue. These interviews are called Community interviews; the remaining 10 percent of the interviews are administered for beneficiaries living in a facility, and these beneficiaries are not included in the MCBS Cost Supplement File PUF.

Over the course of a four-year period, however, it is not uncommon for beneficiaries to enter long-term care facilities (e.g., nursing homes) or to go back and forth between community and facility settings. In order to obtain an accurate representation of the experiences of all Medicare beneficiaries, the MCBS includes beneficiaries wherever they reside, even if they enter or reside in a facility for the duration of their four years with the study. The MCBS Cost Supplement File PUF excludes those beneficiaries who were in a facility for any interview, due to disclosure concerns.

## 4.5 Interviewing and Training Procedures

### 4.5.1 Overview of Data Collection

CMS contracts with NORC at the University of Chicago (NORC) to administer the MCBS. A national team of specially trained and certified NORC field interviewers conduct either interviews with MCBS beneficiaries or their designated proxies or they conduct interviews with Facility administrators on behalf of beneficiaries. The first interview conducted for an Incoming Panel beneficiary is relatively short, as it does not collect health care utilization or cost data. Continuing interviews are longer, as field interviewers collect information about the beneficiary's health care utilization and associated costs.

#### 4.5.1.1 Overview of Recruitment of Beneficiaries and Scheduling Procedures

Medicare beneficiaries selected to participate in the MCBS receive a letter and a brochure in the mail, introducing the study and explaining that an interviewer from NORC will contact them to schedule an appointment. For Incoming Panel interviews, initial contact is typically made in person; for Continuing interviews, outreach to set an appointment is most often made by phone. If beneficiaries are unable to answer questions or require language assistance, they can enlist the help of an assistant, such as a family member, to help complete the interview; a proxy can also respond on behalf of the beneficiary if the beneficiary is incapacitated or unable to complete the interview. For Spanish speaking respondents, a Spanish version of the Community Questionnaire is available, and bilingual interviewers conduct the interview.

#### 4.5.1.2 Computer-Assisted Personal Interviewing (CAPI)

Field interviewers complete MCBS interviews using a CAPI instrument loaded on a laptop. The CAPI program automatically guides the field interviewer through the questions, records the answers, and contains logic and skip flows that increase the output of timely and high-quality data. The CAPI also contains follow-up questions where data were missing from the previous interview. When the interview is completed, the CAPI system allows the field interviewer to transmit the data electronically to the NORC central office in a secure manner.

### 4.5.2 Interviewer Training

Nationally, the MCBS employs an average of approximately 200 field interviewers,<sup>14</sup> who participate in a combination of several targeted training initiatives and careful coaching and monitoring activities throughout data collection. Each training is customized to the level of experience of the interviewer (new to MCBS or MCBS-experienced), the type of interview (Community or Facility), the type of sample (Incoming Panel or Continuing), and the unique requirements of each round (changing questionnaire sections or data collection protocols). Field interviewers also participate in continuous online refresher training. Weekly field memos issued to all field managers and field interviewers cover important data collection tips, provide answers to interviewer questions, and offer reminders about how to handle complicated scenarios.

### 4.5.3 Privacy and Data Security

Field interviewer training stresses the importance of maintaining privacy, and project protocols are documented within the field interviewer manual. Field outreach and contacting procedures also maintain and ensure confidentiality. These procedures include the utilization of standard computer security protocol (dual authentication password protection for each interviewer laptop) and restrictions on submitting personally

<sup>14</sup> The fall round starts with a higher number of field interviewers which, over the course of the year, is reduced due to staff turnover. Each summer, a small cohort of new interviewers is hired for the MCBS.

identifiable information (PII) through electronic mail. All MCBS survey staff directly involved in data collection and/or analysis activities are required to sign a Non-Disclosure Agreement and a confidentiality agreement.

NORC and CMS are committed to protecting respondent confidentiality and privacy, and both organizations diligently uphold provisions established under the Privacy Act of 1974, the NORC Institutional Review Board (IRB), the Office of Management and Budget (OMB), and the Federal Information Security Management Act of 2002. As stated in the MCBS OMB documentation, the information collected for MCBS is protected by NORC and by CMS. Respondent data are used only for research and statistical purposes. As required under the Privacy Act of 1974, identifiable information is not disclosed or released without the consent of the individual or the establishment, except to those involved in research (Public Law 93-579). The MCBS is authorized by section 1875 (42 USC 139511) of the Social Security Act and is conducted by NORC at the University of Chicago for the U.S. Department of Health and Human Services. The OMB Number for this survey is 0938-0568.

## 5. QUESTIONNAIRES

### 5.1 Overview

The MCBS Questionnaire structure features two components (Community and Facility), administered based on the beneficiary's residence status. Within each component, the flow and content of the questionnaire varies by interview type and data collection season (fall, winter, or summer). There are two types of interviews (Baseline and Continuing) containing two types of questionnaire sections (Core and Topical). See Exhibit 5.1 within the *Survey File Data User's Guide* for a depiction of the MCBS Questionnaire structure:

<https://www.cms.gov/Research-Statistics-Data-and-Systems/Research/MCBS/Codebooks>.

- Community component: Survey administered for beneficiaries living in the community (i.e., not in a long-term care facility such as a nursing home) during the reference period covered by the MCBS interview. An interview may be conducted with the beneficiary or a proxy.
- Facility component: Survey administered for beneficiaries living in facilities, such as long-term care nursing homes or other institutions, during the reference period covered by the MCBS interview. Interviewers conduct the Facility component with staff members located at the facility (i.e., Facility respondents); beneficiaries are not interviewed if they reside at a facility.

Within each component, there are two types of interviews – a Baseline interview and a Continuing interview.

- Baseline: The initial questionnaire administered in the fall round of the year the beneficiary is selected into the sample (interview #1).
- Continuing: The questionnaire administered as beneficiaries progress through the study (interviews #2-11).

Depending on the interview type and data collection season (fall, winter, or summer), the MCBS Questionnaire includes Core and Topical sections:

- Core: These sections are of critical purpose and policy relevance to the MCBS, regardless of season of administration. Core sections collect information on beneficiaries' health insurance coverage, health care utilization and costs, and operational management data such as locating information.
- Topical: These sections collect information on special interest topics. They may be fielded every round or on a seasonal basis. Specific topics may include housing characteristics, drug coverage, and knowledge about Medicare.

See Sections 5.2 and 5.3 within the *Survey File Data User's Guide* for additional detail on the 2018 Core and Topical sections: <https://www.cms.gov/Research-Statistics-Data-and-Systems/Research/MCBS/Codebooks>.

## 6. SAMPLING

### 6.1 Medicare Population Covered by the 2018 MCBS Cost Supplement File PUF

The MCBS data releases are a reflection of enrolled Medicare beneficiaries residing in the continental United States.<sup>15</sup> The sample for the MCBS is drawn from a subset of the Medicare enrollment data, which is a list of all Medicare beneficiaries. Excluded are residents of foreign countries and U.S. possessions and territories. The MCBS Cost Supplement File PUF further excludes Medicare beneficiaries who provided any Facility interviews during the data year, or who incurred any facility, hospice, or institutional costs or events. The MCBS data releases include two overlapping but differing populations:

- The ever enrolled population represents individuals who were enrolled in Medicare at any time during the calendar year. This population includes beneficiaries who enrolled during the calendar year 2018 as well as those who dis-enrolled or died prior to their fall interview.<sup>16</sup> The ever enrolled population includes beneficiaries who were enrolled in Medicare for at least one day at any point during 2018.
- The continuously enrolled population represents only those individuals continuously enrolled in Medicare from January 1, 2018 up to and including their fall interview; this specifically excludes beneficiaries who enrolled during the calendar year 2018 and those who dis-enrolled or died prior to their fall interview. The concept of continuously enrolled is consistent with the concept of being exposed or “at risk” for using services up to and including their fall interview.

The MCBS Cost Supplement File PUF and the MCBS Cost Supplement File LDS releases include weights that represent only the ever enrolled population. The 2018 MCBS Cost Supplement File PUF and MCBS Cost Supplement File LDS ever enrolled population represents a subset of beneficiaries with complete cost and utilization data for the year.

Exhibits 6.1.1 and 6.1.2 present estimates of the size of the ever enrolled Medicare population living in the community by race and age (as of December 31, 2018), by sex in the 2018 MCBS Cost Supplement File PUF. Exhibit 6.1.3 presents the aggregated estimates of the size of the ever enrolled Medicare population living in the community overall and by sex and race.

**Exhibit 6.1.1:** Estimated Number of Male Community Medicare Beneficiaries by Race and Age, in the 2018 MCBS Cost Supplement File PUF\*

Race	Age as of 12/31/2018	Weighted Count
White non-Hispanic	Under 65 years	2,706,714
	65-74 years	9,984,813
	75+ years	6,361,426
Black non-Hispanic	Under 65 years	578,881
	65-74 years	958,152
	75+ years	491,229

<sup>15</sup> Prior to 2017, Puerto Rico was also included as part of the MCBS sampling geography. Beginning in 2017, Puerto Rico was removed, and only beneficiaries living in the continental U.S. were eligible to be sampled for the MCBS. Beginning in 2018, all data collection in Puerto Rico was discontinued. The decision to remove Puerto Rico from the sample was based largely on the fact that Medicare in Puerto Rico is very different and difficult to compare to (or combine analytically with) Medicare in the U.S.

<sup>16</sup> Note that data collection for beneficiaries who enrolled during 2018 and died in 2018 after enrollment but before their fall interview was still pursued through attempts at conducting proxy interviews.

Race	Age as of 12/31/2018	Weighted Count
Hispanic	Under 65 years	441,530
	65-74 years	913,193
	75+ years	479,232
Other <sup>†</sup>	Under 65 years	441,530
	65-74 years	1,142,742
	75+ years	438,187

SOURCE: 2018 MCBS Cost Supplement File PUF, weighted counts.

\*Weighted counts may not sum to the total of beneficiaries living in the community in the U.S. due to missingness.

†The 'Other' race category includes other single races not of Hispanic origin, Two or More Races, and Unknown Races. See the Glossary entry for race/ethnicity information.

**Exhibit 6.1.2:** Estimated Number of Female Community Medicare Beneficiaries by Race and Age, in the 2018 MCBS Cost Supplement File PUF\*

Race	Age as of 12/31/2018	Weighted Count
White non-Hispanic	Under 65 years	2,308,522
	65-74 years	10,951,572
	75+ years	7,895,140
Black non-Hispanic	Under 65 years	659,733
	65-74 years	1,382,020
	75+ years	916,521
Hispanic	Under 65 years	494,905
	65-74 years	1,226,301
	75+ years	823,592
Other <sup>†</sup>	Under 65 years	162,277
	65-74 years	1,121,427
	75+ years	577,962

SOURCE: 2018 MCBS Cost Supplement File PUF, weighted counts.

\*Weighted counts may not sum to the total of beneficiaries living in the community in the U.S. due to missingness.

†The 'Other' race category includes other single races not of Hispanic origin, Two or More Races, and Unknown Races. See the Glossary entry for race/ethnicity information.

**Exhibit 6.1.3:** Estimated Number of Community Medicare Beneficiaries by Race and Age, in the 2018 MCBS Cost Supplement File PUF\*

Group	Subgroup	Weighted Count
Overall Total		53,477,803
Sex	Male Total	24,957,832
	Female Total	28,519,971
Race	White non-Hispanic Total	40,208,187
	Black non-Hispanic Total	4,986,536
	Hispanic Total	4,398,955
	Other Total <sup>†</sup>	3,884,125

SOURCE: 2018 MCBS Cost Supplement File PUF, weighted counts.

\*Weighted counts may not sum to the total of beneficiaries living in the community in the U.S. due to missingness.

†The 'Other' race category includes other single races not of Hispanic origin, Two or More Races, and Unknown Races. See the Glossary entry for race/ethnicity information.

## 6.2 Targeted Population and Sampling Strata

Historically, the targeted population for the MCBS consisted of persons enrolled in one or both parts of the Medicare program, that is, Part A or Part B, as of January 1 of the applicable sample-selection year, and whose address on the Medicare files is in one of the 48 contiguous states (excludes Alaska and Hawaii), the District of Columbia, or Puerto Rico. Beginning in 2015, the targeted population for the MCBS consisted of Part A and/or Part B enrollees as of December 31 of the sample-selection year. For example, for Fall Rounds 2015, 2016, 2017, and 2018 (the four rounds in which the 2015, 2016, 2017, and 2018 Panels, included in the 2018 MCBS data, were selected), the targeted population included those individuals enrolled as of December 31 of 2015, 2016, 2017, and 2018 respectively. Beginning in 2017, Puerto Rico was removed from the MCBS sample; thus, the MCBS sample was selected entirely from the continental U.S. and the District of Columbia beginning with the 2017 Panel.

For more information on the sampling strata, please see Section 6 of the *Survey File Data User's Guide*: <https://www.cms.gov/Research-Statistics-Data-and-Systems/Research/MCBS/Codebooks>.

Exhibit 6.2.1 displays the number of beneficiaries included in the 2018 MCBS Cost Supplement File PUF, by age and ethnicity.

**Exhibit 6.2.1:** 2018 Panel of Selected Beneficiaries by U.S. Hispanic and U.S. Non-Hispanic Ethnicity Classification and Age Category\*

Age Category as of 12/31/2018	TOTAL Sample Size	TOTAL Weighted	Hispanic Sample Size	Hispanic Weighted	Non-Hispanic Sample Size	Non-Hispanic Weighted
Under 65 years	1,279	7,814,294	129	956,636	1,150	6,857,657
65-74 years	2,461	27,680,219	209	2,139,494	2,252	25,540,725
75+ years	3,743	17,983,290	328	1,302,824	3,415	16,680,466
Total	7,483	53,477,803	666	4,398,955	6,817	49,078,848

SOURCE: 2018 MCBS Cost Supplement File PUF.

\*Weighted counts may not sum to the total of beneficiaries living in the community in the U.S. due to missingness.

## 6.3 Primary and Secondary Sampling Units

All of the panels in the 2018 data releases are distributed across the subset of 104 non-Puerto Rican PSUs from the redesigned sample of 107 PSUs selected in 2001.<sup>17</sup> These PSUs are a representative, national sample of beneficiaries who are geographically dispersed throughout metropolitan areas and groups of non-metropolitan counties. Recall that SSUs are census tracts or groups of contiguous tracts within the selected PSUs.

<sup>17</sup> An original set of 107 PSUs was selected at the start of the MCBS in 1991; the current PSUs were selected in 2001 with a focus on maximizing overlap with the original set of PSUs. With the rotating panel design, the PSU redesign is transparent to data users and no special processing is required. For more details on the PSU redesign, see Lo, A, A Chu, and R Apodaca. "Redesign of the Medicare Current Beneficiary Survey Sample," Proceedings of the Survey Research Section of the American Statistical Association 2002.



## 6.4 Sample Selection

The MCBS sampling design provides nearly self-weighting (i.e., equal probabilities of selection) samples of beneficiaries within each of the 14 sampling strata. Within the selected PSUs and SSUs, a systematic sampling scheme with random starts is employed for selecting beneficiaries.<sup>18</sup> For each Continuing beneficiary, the survey questions corresponding to the Cost Supplement File data release are administered in all three rounds of the data collection year. For beneficiaries new to the MCBS, the survey questions are administered as part of the initial fall Baseline interview.

---

<sup>18</sup> The MCBS 2019 Panel was drawn by systematic random sampling with probability proportional to probabilities of selection with an independently selected random start within each PSU. For more information on this sampling method, please see the *MCBS Methodology Report*, available at: <https://www.cms.gov/Research-Statistics-Data-and-Systems/Research/MCBS/Codebooks>.

## 7. TECHNICAL NOTES ON USING THE DATA

### 7.1 Weights and Variance Estimation

The sample design of MCBS includes stratification, clustering, multiple stages of selection, and disproportionate sampling. Furthermore, the MCBS sampling weights reflect adjustments for survey nonresponse. These survey design and estimation complexities require special consideration when analyzing MCBS data (i.e., it is not appropriate to assume simple random sampling).

To obtain accurate estimates from MCBS data, for either descriptive statistics or more sophisticated analyses based on multivariate models, the survey design complexities need to be taken into account by applying MCBS weights to produce estimates and using an appropriate technique to derive standard errors associated with the weighted estimates.

The MCBS Cost Supplement File PUF includes ever enrolled cross-sectional weights (CSPUFWGT) which apply to both the Continuing sample (beneficiaries sampled between 2015-2017) and to the Incoming Panel sample (beneficiaries sampled in 2018). These weights are intended for use in cross-sectional statistics involving the total (combined) Fall 2018 sample. Each weight is greater than zero for all beneficiaries on the file. The ever enrolled cross-sectional weights should be used to make estimates of parameters for the Medicare population who were enrolled at any point in 2018 (i.e., the ever enrolled population). To permit the calculation of random errors due to sampling, a series of replicate weights were computed. Unless the complex nature of the MCBS is taken into account, estimates of the variance of a survey statistic may be biased downward. The replicate weights included in the MCBS Cost Supplement File PUF can be used to calculate standard errors of the sample-based estimates.

Most commercial software packages today include techniques to accommodate the complex design, through replicate weight approaches. Among these are STATA®, SUDAAN®, R®, and the complex survey procedures in SAS. When using the replicate weight approach to variance estimation, the variance estimation method of balanced repeated replication (BRR) using Fay's adjustment of 0.3 is recommended. Sample code in SAS, STATA, and R for estimating statistics can be found in Appendix B. Analysis of subgroups should utilize the domain functions within the statistical package of the data user's choice (e.g., the DOMAIN statement in SAS, or the OVER function in STATA); restricting the sample to the subgroup and then performing an analysis would lead to slightly biased point estimates and estimates of variance.

### 7.2 Item Non-Response

As in any other survey, some respondents could not, or would not, supply answers to some questions.<sup>19</sup> Item non-response rates are generally low in the MCBS data, but the researcher still needs to be aware of the missing data and be cautious about patterns of non-response.<sup>20</sup> The calculation of the study-wide response rates generally follows the guidelines specified in the American Association for Public Opinion Research (AAPOR) and OMB. For the ever enrolled sample represented by the MCBS 2018 Cost Supplement File, the calculated overall response rate was 73.3%. This rate includes non-response for persons in facilities, as the response rates are not calculated separated by questionnaire component. Therefore, this may not reflect exactly the response rate for the sample represented in the 2018 MCBS Cost Supplement File PUF, which excludes beneficiaries for whom only Facility interviews were conducted during the data collection year.

<sup>19</sup> This is different from when an individual refuses to participate in the survey altogether, which is called unit non-response. Unit non-response is discussed in detail in the *MCBS Methodology Report*, Section 9.

<sup>20</sup> In the LDS files, item non-response types are indicated by missing type codes in SAS, including refusal to answer, don't know the answer, and invalid skip. The code .D represents a "don't know" response, the code .R represents a "refused" response, and .N represents an "invalid skip" response.

## 7.3 Subgroup Analysis

When analyzing survey data, researchers are often interested in focusing their analyses on specific subgroups of the full population sample (e.g., Medicare beneficiaries age 65 and over, Hispanics, or females). A common pitfall when performing sub-group analysis of survey data when variance estimation methods such as Taylor-series are used is to delete or exclude observations not relevant to the subgroup of interest. Standard errors for MCBS estimates are most accurate when the analytic file includes all beneficiaries. However, when replicate weights are used for variance estimation, deleting observations not relevant to the subgroup of interest prior to analyzing the subgroup will still produce unbiased standard errors. Almost all statistical packages provide the capability to limit the analysis to a subgroup of the population.

The Taylor Series linearization method of variance estimation is not recommended for subgroup analysis with MCBS data because accidentally excluding any observation in the sample while conducting the subgroup analysis using this variance estimation method will result in biased standard error estimates. Variance estimation using the Taylor Series linearization method for subgroup analyses requires a “domain” or “subgroup” statement (available in most statistical packages) to account for estimated domain sizes (i.e., uncertainty in the denominator). The recommended method of variance estimation for subgroup analysis is the BRR method; which does not require any special subgroup considerations. The BRR method allows the researcher to subset data to a subgroup of interest and still produce unbiased standard error estimates.

## 8. REFERENCES

Lo, A, A Chu, and R Apodaca. "Redesign of the Medicare Current Beneficiary Survey Sample." *Proceedings of the Survey Research Section of the American Statistical Association* (2002): 2139-44.

# APPENDICES

## 9. APPENDICES

### Appendix A: Glossary

**Baseline interview:** The initial questionnaire administered in the fall round of the year the beneficiary is selected into the sample (interview #1).

**Beneficiary:** Beneficiary refers to a person receiving Medicare services who may or not be participating in the MCBS.<sup>21</sup> Beneficiary may also refer to an individual selected from the MCBS sample about whom the MCBS collects information.

**Community component:** Survey administered for beneficiaries living in the community (i.e., not in a long-term care facility such as a nursing home) during the reference period covered by the MCBS interview. An interview may be conducted with the beneficiary or a proxy.

**Continuing interview:** The questionnaire administered as beneficiaries progress through the study (interviews #2-11).

**Continuously enrolled (aka always enrolled):** A Medicare beneficiary who was enrolled in Medicare from the first day of the calendar year until the fall interview and did not die prior to the fall round. This population excludes beneficiaries who dis-enrolled or died prior to their fall interview, residents of foreign countries, and residents of U.S. possessions and territories.

**Core sections:** These sections of the MCBS Questionnaire are of critical purpose and policy relevancy to the MCBS. They may be fielded every round or on a seasonal basis.

**Ever enrolled:** A Medicare beneficiary who was enrolled at any time during the calendar year including people who dis-enrolled or died prior to their fall interview. Excluded from this population are residents of foreign countries and of U.S. possessions and territories.

**Facility component:** Survey administered for beneficiaries living in facilities, such as long-term care nursing homes or other institutions, during the reference period covered by the MCBS interview. Interviewers conduct the Facility component with staff members located at the facility (i.e., Facility respondents); beneficiaries are not interviewed if they reside at a facility.

**Incoming Panel sample (formerly known as Supplemental Panel):** A statistically sampled group of beneficiaries that enter the MCBS in the fall round of a data collection year. One panel is retired at the conclusion of each winter round, and a new panel is selected to replace it each fall round. Panels are identified by the data collection year (e.g., 2018 Panel) in which they were selected.

**Long-term care facility:** A facility that provides rehabilitative, restorative, and/or ongoing skilled nursing care to patients or residents in need of assistance with activities of daily living.

**Medicare:** Medicare is the federal health insurance program for people who are 65 or over, certain younger people with disabilities, and people with End-Stage Renal Disease (permanent kidney failure requiring dialysis or a transplant, sometimes called ESRD). The different parts of Medicare help cover specific services:

- Hospital Insurance (Part A): covers inpatient hospital stays, care in a skilled nursing facility, hospice care, and some home health care.

<sup>21</sup> <https://www.cms.gov/Medicare/Medicare-General-Information/MedicareGenInfo/index.html>.

- Medical Insurance (Part B): covers certain doctors' services, outpatient care, medical supplies, and preventive services.
- Medicare Advantage (Part C): an alternative to coverage under traditional Medicare (Parts A and B), a health plan option similar to a Health Maintenance Organization (HMO) or Preferred Provider Organization (PPO) administered by private companies.
- Prescription Drug Coverage (Part D): additional, optional coverage for prescription drugs administered by private companies.

For more information, please visit the Medicare.gov website at <https://www.medicare.gov/sign-up-change-plans/decide-how-to-get-medicare/whats-medicare/what-is-medicare.html>.

**Medicare Advantage (MA):** Medicare Advantage Plans, sometimes called "Part C" or "MA Plans" are offered by private companies under contracts with Medicare. In addition, other managed care plans are offered by private companies under contracts with Medicare under different parts of the Medicare statute. These Medicare managed care plans generally cover Medicare Part A and/or Part B benefits and are paid on either a risk-based capitated basis (MA plans) or on a reasonable cost basis (cost plans and health care prepayment plans).

**Medicare beneficiary:** See Beneficiary.

**Number of chronic conditions:** Beneficiaries are considered to have a chronic condition if they had ever been diagnosed by a health care provider. The 11 chronic conditions included in this total for the 2018 Cost Supplement PUF variable are: heart disease (myocardial infarction, angina pectoris/coronary heart disease, congestive heart failure, and/or other heart conditions), dementia (Alzheimer's and/or non-Alzheimer's dementia), mental/intellectual health condition (depression, non-depression mental disorder, and/or intellectual disability), osteoporosis/broken hip, rheumatoid arthritis, diabetes, high blood pressure, cancer, Parkinson's disease, stroke, and emphysema/chronic obstructive pulmonary disease.

**Panel:** See Incoming Panel sample.

**Primary Sampling Unit (PSU):** PSU refers to sampling units that are selected in the first (primary) stage of a multi-stage sample ultimately aimed at selecting individual elements (Medicare beneficiaries in the case of MCBS). PSUs are made up of major geographic areas consisting of metropolitan areas or groups of rural counties.

**Proxy:** Beneficiaries who were too ill, or who could not complete the Community interview for other reasons, were asked to designate a proxy, someone very knowledgeable about the beneficiary's health and living habits. In most cases, the proxy was a close relative such as the spouse/partner or a son or daughter. In a few cases, the proxy was a non-relative like a close friend or caregiver. In addition, a proxy was utilized if a beneficiary had been reported as deceased during the current round's reference period or if a beneficiary who was living in the community in the previous round had since entered into a long-term care facility. Proxy interviews are only used for the Community interview, as the Facility interview is conducted with a staff member located at the facility (see definition of "Facility component").

**Race/ethnicity:** Hispanic origin and race are two separate and distinct categories. Persons of Hispanic origin may be of any race or combination of races. Hispanic origin includes persons of Mexican, Puerto Rican, Cuban, Central and South American, or Spanish origin. For the MCBS, responses to beneficiary race and ethnicity questions are reported by the respondent. More than one race may be reported. For conciseness, the text, tables, and figures in this document use shorter versions of the terms for race and Hispanic or Latino origin specified in the Office of Management and Budget 1997 Standards for Data on Race and Ethnicity. Beneficiaries reported as White and not of Hispanic origin were coded as White non-Hispanic; beneficiaries reported as Black/African-American and not of Hispanic origin were coded as Black non-Hispanic; beneficiaries

reported as Hispanic, Latino/Latina, or of Spanish origin, regardless of their race, were coded as Hispanic. The "other" race category includes other single races not of Hispanic origin (including American Indian or Alaska Native, Asian, Native Hawaiian or other Pacific Islander), two or more races, or unknown races.

**Respondent:** Respondent refers to a person who answers questions for the MCBS; this person can be the beneficiary, a proxy, or a staff member located at a facility where the beneficiary resides (i.e., the facility respondent). If the respondent is a proxy, they answer questions about the beneficiary rather than themselves.

**Round:** The MCBS data collection period. There are three distinct rounds each year; winter (January through April); summer (May through August); and fall (September through December).

**Secondary Sampling Unit (SSU):** SSUs are made up of census tracts or groups of tracts within the selected PSUs.

**Topical sections:** Sections of the MCBS Questionnaire that collect information on special interest topics. They may be fielded every round or on a seasonal basis. Specific topics may include housing characteristics, drug coverage, and knowledge about Medicare.

**Ultimate Sampling Unit (USU):** USUs are Medicare beneficiaries selected from within the selected SSUs.



## Appendix B: Technical Appendix – Sample Code and Output

Please note that the code examples below use the Cost Supplement File PUF weights, which begin with the prefix "CSPUF."

### *SAS Analysis Statements*

#### **Frequencies**

```
proc surveyfreq data=<Analytic dataset> VARMETHOD = brr (fay=.30);
    table <Var name>;
    weight CSPUFWGT;
    repweight CSPUF001 - CSPUF100;
run;
```

#### **Cross-tabulations**

```
proc surveyfreq data=<Analytic dataset> VARMETHOD = brr (fay=.30);
    table <Subgroup variable> *<Var name> / row chisq lrchisq;
    weight CSPUFWGT;
    repweight CSPUF001 - CSPUF100;
run;
```

#### **Means**

```
proc surveymeans data=<Analytic dataset> VARMETHOD = brr (fay=.30);
    var <Var name>;
    weight CSPUFWGT;
    repweight CSPUF001 - CSPUF100;
run;
```

### *Stata Analysis Statements*

#### **Declare dataset as survey sample with replicate weights**

```
svyset _n [pweight= CSPUFWGT ], brrweight(CSPUF001 - CSPUF100) fay(.3) vce(brr) singleunit(missing)
```

#### **For categorical variables, use:**

```
svy brr, fay(.3) : tabulate <Var name> <Var name>
```

#### **For means of continuous variables, use:**

```
svy brr, subpop(if <Subgroup>) fay(.3) : mean <Continuous var name>
```

#### **For subgroup analysis of categorical variables, use:**

```
svy brr, subpop(if <Subgroup>) fay(.3) : tabulate <Var name> <Var name>
```

#### **For subgroup analysis of continuous variables, use:**

```
svy brr, subpop(if <Subgroup>) fay(.3) : mean <Continuous name>, over(<Categorical var name>)
```

### *R Analysis Statements*

#### **Declare MCBS survey design object with replicate weights**

```
mcbs <- svrepdesign(
    weights = ~CSPUFWGT,
    repweights = "CSPUF[001-100]+",
    type = "Fay",
    rho = 0.3,
    data = <Source dataset>,
```

```
combined.weights = TRUE  
)
```

**For categorical variables, use:**

```
svytable(~<Var name>, design=mcbs)
```

**For means of continuous variables, use:**

```
svymean(~<Var name>, design=mcbs)
```

**For subgroup analysis of categorical variables, use:**

```
mcbs_subgrp <- subset(mcbs, <Subgroup criteria>)  
svytable(~<Var name>, design=mcbs_subgrp)
```

**For subgroup analysis of continuous variables, use:**

```
mcbs_subgrp <- subset(mcbs, <Subgroup criteria>)  
svymean(~<Var name>, design=mcbs_subgrp)
```