

2026 Cost Measure Field Test Report User Access Guide

This guide provides instructions on how to access your Cost Measure Field Test Report from the [Quality Payment Program](#) website.¹

To access your Field Test Report, you must sign in to the [Quality Payment Program](#) website. If you don't have a user ID and password that lets you sign in to the site, you'll need to register for a HCQIS Access Roles and Profile (HARP) account in order to sign in. For information on registering for a HARP Account and requesting the appropriate access for your organization, please see the [Quality Payment Program Access User Guide](#), which provides step-by-step instructions with screenshots and troubleshooting information.²

Overview of Field Testing

Field testing is taking place from January 29 to February 27, 2026. As a part of the measure development process, field testing is an opportunity for clinicians and other interested parties to learn about episode-based cost measures and provide input on the draft specifications. During field testing, we'll:

- Distribute Field Test Reports on the [Quality Payment Program](#) website for group practices and solo practitioners who meet the minimum number of cases for each measure.
- Post draft measure specifications (i.e., methodology and codes list) and supplemental documentation, such as testing results, on the [CMS.gov QPP Cost Measure Information pages](#).³
- Collect stakeholder feedback on the draft specifications for each measure.

Clinicians are identified by a unique Taxpayer Identification Number (TIN) and National Provider Identifier (NPI) combination (TIN-NPI), while clinician groups are identified by their TIN. Field Test Reports will be available at the clinician group practice and solo practitioner (or clinician) levels. For clinician group practices, the group practice must meet the minimum number of cases for the measures across all clinicians billing under the group practice TIN. For solo practitioners, the individual clinician must meet the minimum number of cases. The information in the Field Test Report is for field testing purposes only, and does not affect clinicians' and clinician groups' MIPS scores. The measurement period for the Field Test Report is January 1 to December 31, 2024.

¹ Quality Payment Program website, <https://qpp.cms.gov/>.

² CMS, "Quality Payment Program Access User Guide", <https://qpp-cm-prod-content.s3.amazonaws.com/uploads/2955/QPP-Access-User-Guide.zip>.

³ CMS, "Quality Payment Program cost measure information", QPP Cost Measure Information Page, <https://www.cms.gov/medicare/quality/value-based-programs/cost-measures>.

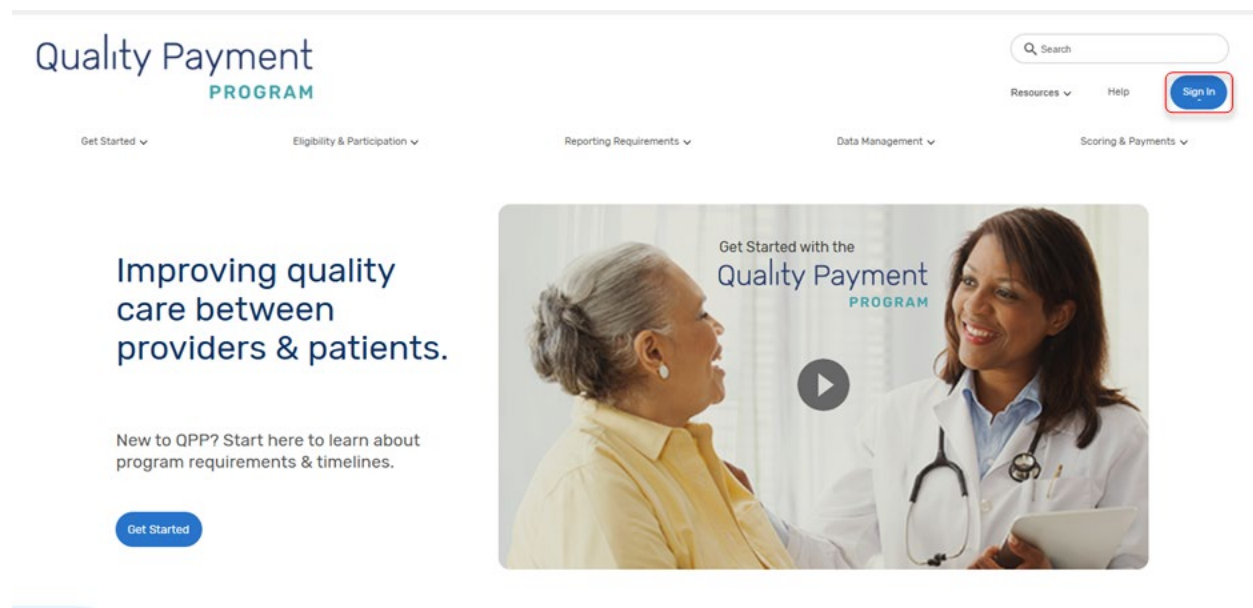


Accessing the Cost Measure Field Test Report

Once you're able to log in to the [Quality Payment Program](#) website and have the appropriate role and access to your organization or as an individual clinician, follow the steps below to access your Cost Measure Field Test Report.

Step 1: Sign In

To sign in, navigate to the [Quality Payment Program](#) website and click "Sign In" on the upper right-hand corner of the landing page.



Once you have a HARP account and access to your organization, input your user ID and password to sign in to the Quality Payment Program website.



Sign in to QPP

User ID

Password

Show password

Forgot user ID or password

If you are a representative of a Shared Savings Program ACO and can access the ACO Management System (ACO-MS), then you can sign in to QPP using the same User ID and Password.

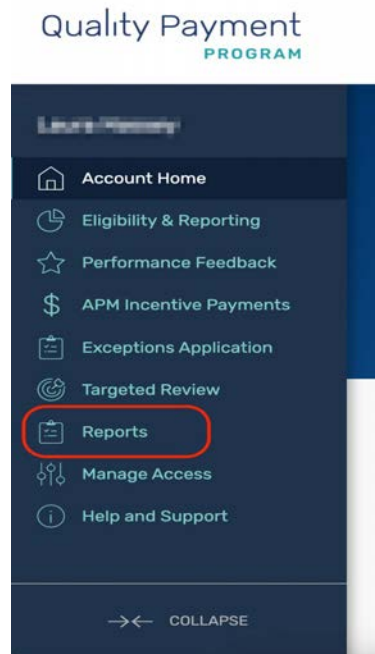
Sign in >

OR

Register for QPP

Step 2: Locate the Reports Page

After signing in, select “Reports” from the navigation pane on the left side of the page.



Step 3: Choose “View Group Reports” or “View Clinician Reports”

Depending on your role and access, you may have permission to view a number of organizations’ or individual clinicians’ reports. Choose the organization for which you would like to review the Field Test Report and click “View Group Reports” or “View Clinician Reports.” If you choose to view clinician reports, you’ll have the option to review the list of clinicians associated with the organization for whom reports are available.

Reports

[Virtual Groups](#)[APM Entities](#)[Practices](#)

Practices

Select one of the Practices below to view its reports.

Search

Showing 1 - 1 of 1 Practice

IA Study One

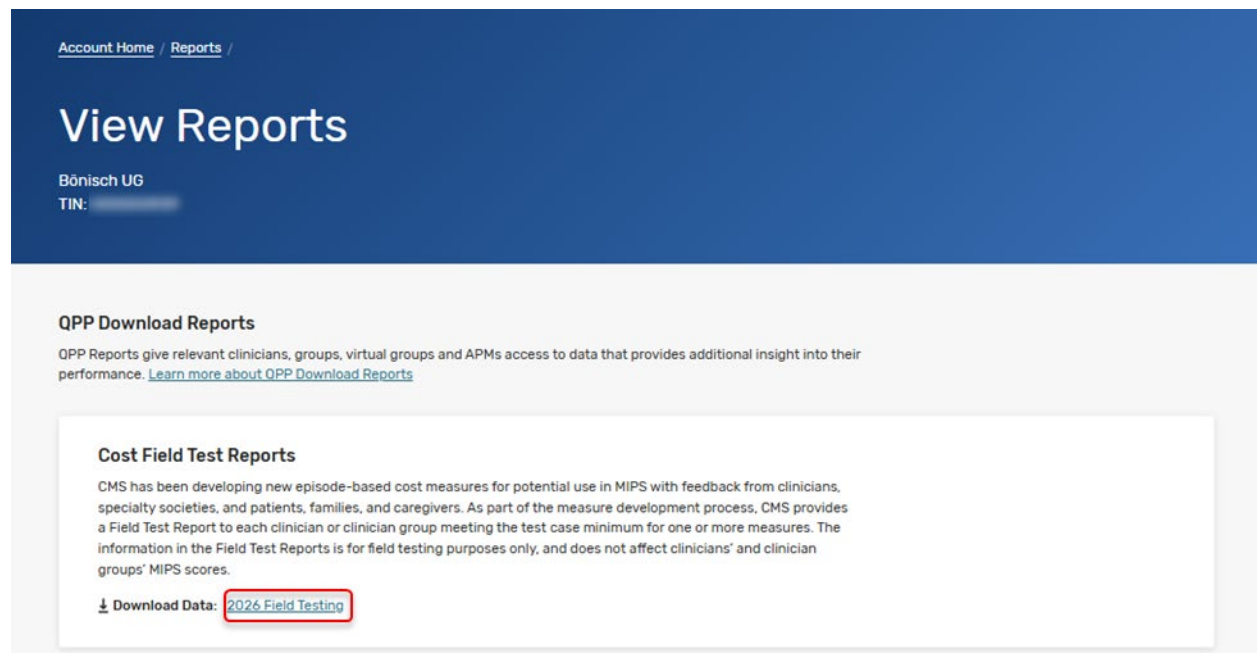
TIN:

[View Group Reports](#)

[View Clinician Reports](#)

Step 4: Download and Review Field Test Reports

Once you select whose Field Test Report to review, you'll land on the "View Reports" page. If your group or an individual in the group met the minimum number of cases for at least one of the episode-based cost measures undergoing field testing, you'll be able to review a Field Test Report. Select the field test period that you would like to review and download the available report(s).



Account Home / Reports /

View Reports

Bönisch UG
TIN:

QPP Download Reports

QPP Reports give relevant clinicians, groups, virtual groups and APMs access to data that provides additional insight into their performance. [Learn more about QPP Download Reports](#)

Cost Field Test Reports

CMS has been developing new episode-based cost measures for potential use in MIPS with feedback from clinicians, specialty societies, and patients, families, and caregivers. As part of the measure development process, CMS provides a Field Test Report to each clinician or clinician group meeting the test case minimum for one or more measures. The information in the Field Test Reports is for field testing purposes only, and does not affect clinicians' and clinician groups' MIPS scores.

Download Data: **2026 Field Testing**

If your group or an individual in your group didn't meet the case minimum to receive a Field Test Report, you may still provide feedback on the measure specifications and review a mock Field Test Report. Draft measure specifications documentation and the mock Field Test Reports are available for review on the [CMS.gov QPP Cost Measure Information](#) pages.

Questions?

The QPP Service Center is available via the following methods:

- Email: gpp@cms.hhs.gov
- Telephone: 1-866-288-8292, Monday – Friday, 8 a.m. – 8 p.m. ET

To receive assistance more quickly, please consider calling during non-peak hours—before 10 a.m. and after 2 p.m. ET. Customers who are hearing impaired can dial 711 to be connected to a TRS Communications Assistant.