

# ICD-10

October 1, 2015

For details, see the CMS Quick Start Guide, Road to 10, and more at [cms.gov/ICD10](http://cms.gov/ICD10)

## Test and Get Ready Now

### 1 Test Now To:

Make sure you can submit ICD-10 claims and other transactions



Allow time to resolve any issues

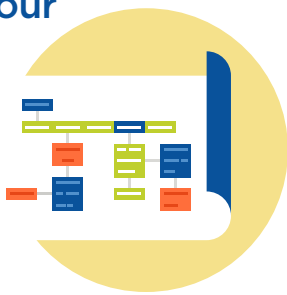


Avoid potential cash flow issues



### 2 How to Get Started

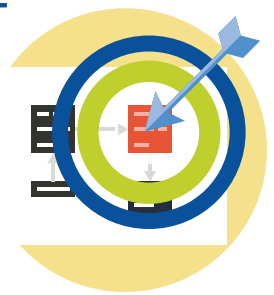
Map out your workflows



Identify where you use ICD-10 codes



Prioritize—test most important workflows first



### 3 Testing with Trading Partners

Check for opportunities with:

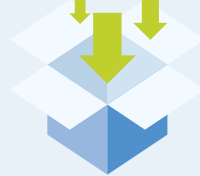
Software / system vendors



Billing services



Clearinghouses



Health plans



### 4 Types of Testing

Acknowledgement testing:

Confirms you can submit ICD-10 claims



Available for Medicare FFS providers until Sept 30

End-to-end testing:

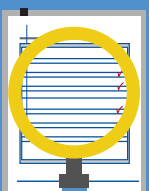
Health plans process claims and provide remittance advice



See Medicare end-to-end testing results

**TIPS** | Successful testing begins with a good test plan:

1



Review testing requirements

2



Test claims representing your most frequently billed services

3



Avoid common billing errors (like incorrect NPIs)

Get More Info Visit the CMS website at [cms.gov/ICD10](http://cms.gov/ICD10)