

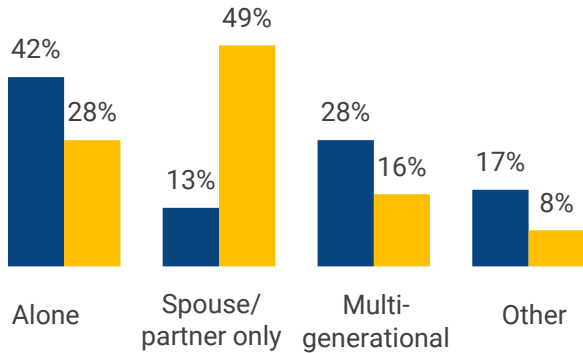
Characteristics of Dually Eligible Medicare Beneficiaries Living in the Community

This infographic compares Medicare beneficiaries who are dually eligible for Medicaid and those who are only eligible for Medicare along select socio-demographic characteristics.

■ Dually eligible beneficiaries ■ Medicare-only beneficiaries

Dually eligible beneficiaries are less likely to live with only a spouse or partner and are more likely to speak a language other than English at home.


Living Arrangement



Language Spoken at Home

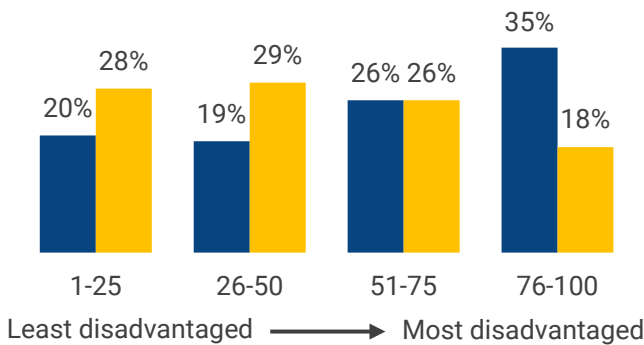
26% of dually eligible beneficiaries speak a language other than English, compared to

9% of Medicare-only beneficiaries



Dually eligible beneficiaries are more likely to live in disadvantaged neighborhoods and have housing quality issues.

Neighborhood Disadvantage¹



Housing Quality Issues²

30% of dually eligible beneficiaries have at least one housing quality issue, compared to

20% of Medicare-only beneficiaries



¹Measured by percentile and based on the Area Disadvantage Index: <https://www.neighborhoodatlas.medicine.wisc.edu>

²Includes pests, mold, lead paint/pipes, lack of heat/cooling, oven/stove/smoke detectors not working, or water leaks

The MCBS is a nationally representative survey of Medicare beneficiaries sponsored by the Centers for Medicare & Medicaid Services (CMS) and directed by the Office of Enterprise Data and Analytics (OEDA) of the CMS. The MCBS is authorized by section 1875 (42 USC 139511) of the Social Security Act and is conducted by NORC at the University of Chicago for the U.S. Department of Health and Human Services. The OMB Number for this survey is 0938-0568. This communication was printed, published, or produced and disseminated at U.S. taxpayer expense.

11,751,799 Medicare beneficiaries were dually eligible for Medicaid in 2021, representing approximately 19% of all Medicare beneficiaries. Estimates are based on the 2021 MCBS Socio-demographic and Health Characteristics of Medicare Beneficiaries Living in the Community by Dual Eligibility Status Public Use File (PUF) and represent the population of beneficiaries who were ever enrolled in Medicare in 2021 and completed an interview in Fall 2021, Winter 2022, or Summer 2022. The dataset includes 12,740 beneficiaries (weighted N = 60,724,035). Estimates are based on survey data and may differ from claims and enrollment data, and percentages may not total to 100% due to rounding. Please refer to the PUF and technical documentation for further details: <https://www.cms.gov/Research-Statistics-Data-and-Systems/Research/MCBS/Data-Tables>.

For more details on the MCBS, visit: <https://www.cms.gov/Research-Statistics-Data-and-Systems/Research/MCBS>.