

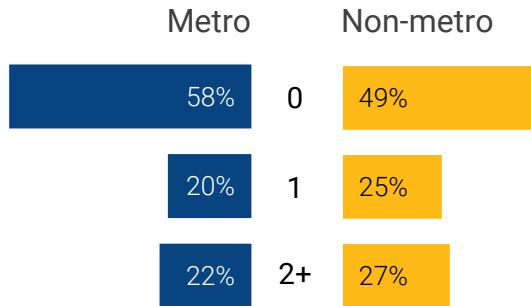
# Health Status and Access to Care Among Medicare Beneficiaries Living in the Community by Metropolitan Residence Status

This infographic compares health status and access to care among Medicare beneficiaries who lived in metropolitan (metro) areas and non-metropolitan (non-metro) areas in 2021. Overall, beneficiaries who lived in non-metro areas appeared to have greater health care needs but less access to and utilization of care.

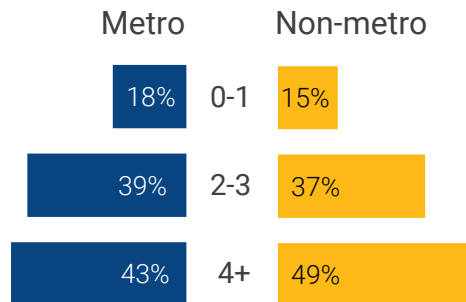


**Beneficiaries living in non-metro areas more often had multiple disabilities and multiple chronic conditions.**

Number of disabilities

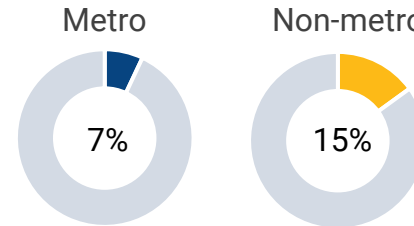


Number of chronic conditions

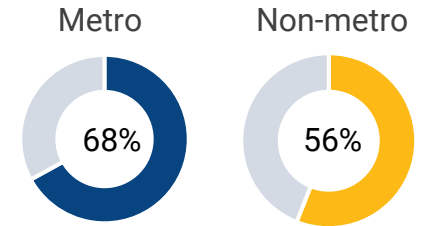


**Beneficiaries living in non-metro areas had longer travel times to their primary care provider (PCP) and less access to telemedicine.**

PCP is over 30 minutes away

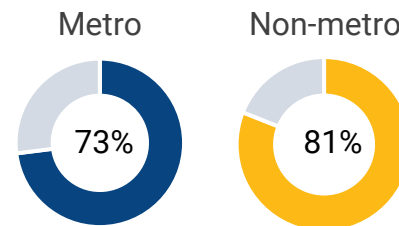


PCP offers telemedicine



**Beneficiaries living in non-metro areas had more chronic pain and lower use of physical or occupational therapy (PT/OT) to manage their pain.**

Chronic pain



Use of PT/OT

