

New PS&R and MCR eF Sign-in Experience

The CMS Identity Management system (IDM) released a new, streamlined sign-in experience making the process more consistent no matter which application you're trying to reach. This quick guide will tell you which options to choose in the new experience based on how you were accustomed to using the prior one for reaching PS&R (<https://psr-ui.cms.hhs.gov/psr-ui>) and MCR eF (<https://mcref.cms.gov>).

1 Previous Sign-in Page vs New Sign-in Page

Based on how you are accustomed to using the previous sign-in page, identify what you're trying to accomplish the previous way on the left and refer to the corresponding entry on the right for how to accomplish the same thing with the new sign-in page. The same information can be found in the annotated screenshot on the next page. For each new option, additional information can be found in the corresponding sections below.

Per the Previous Sign-in Page, if you...	What to use on the New Sign-In Page
Entered your User ID and Password in the main fields at the top of the sign-in page and activated the "Sign In" button	Activate the "Continue" button for the "EUA/IDM User ID" section (see section 2.1 for more information)
Activated the "Sign in with LOGIN.GOV" button	Activate the "Continue" button for the "Login.gov" section (see section 2.2 for more information)
Are looking to set up a new account and were directed to the "IDM User Registration" button	Activate the "Continue" button for the "Login.gov" section (see section 2.2.1 for information specific to setting up a new account)
Are seeking self-help links like the "Forgot IDM User ID" or "Forgot IDM password" at the bottom	Activate the "Continue" button for the sign in method the above rows direct you to. On the next screen that each of those options directs you to, self-help links for will be present below the User ID / Password fields.

Previous Sign-in Page

- A new, simpler sign-in experience is coming soon**
We're updating our sign-in page to give you more choices and enhanced security. [See what's changing.](#)
- Login.gov is now available to new users to access IDM**
If you currently sign in to IDM with a username and password, you cannot sign in using Login.gov.

Sign In

User ID

Password

Agree to our [Terms & Conditions](#)

Sign In

OR

Sign in with **LOGIN.GOV**

[CMS PIV Card Only](#)

PIV Users: To activate the PIV functionality, you must first sign in using your EUA ID and password during your initial login.

[IDM User Registration](#)

[Forgot IDM User ID](#)
[Forgot IDM Password](#)
[Unlock IDM Account](#)

If you previously used the User ID, Password, and Sign In button on this page, choose the "EUA/IDM User ID" Continue button today (see section 2.1 below)

If you previously used the "Sign in with LOGIN.GOV" button on this page, choose the "Login.gov" Continue button today (see section 2.2 below)

If you are following a quick guide for setting up a new account that directs you to this "IDM User Registration" button, choose the "Login.gov" Continue button (see section 2.2.1 below)

If you are seeking links like these for troubleshooting, you'll find them after activating the Continue button for your chosen method (EUA/IDM User ID or Login.gov)

New Sign-in Page

An official website of the United States government [Here's how you know](#)

CMS.gov [Help Center](#)

We've updated our login to give you more choices
You can now sign in using the method that works best for you. This change makes it easier and more secure to access all your CMS applications in one place.
[Learn More](#)

Login.gov is now available to new users to access IDM
If you currently sign in to IDM with a username and password, you cannot sign in using Login.gov.

Sign in/Create your CMS account

By signing in, you agree to the [terms and conditions](#).

Personal Identity Verification (PIV)
Existing CMS employees and contractors can securely sign in using their federal PIV card. [Continue](#)

Login.gov
New users should choose this trusted sign-in option to create an account or sign in with existing Login.gov credentials. [Continue](#)

EUA/IDM User ID
Existing users with active EUA or IDM credentials can sign in using their current account. [Continue](#)

FAQs

How do I know which [sign in option](#) to choose?

Why does this [sign in page](#) look different?

Figure 1 Previous Sign-in Page vs New Sign-in Page

2 If you select...

2.1 EUA/IDM User ID “Continue” Button

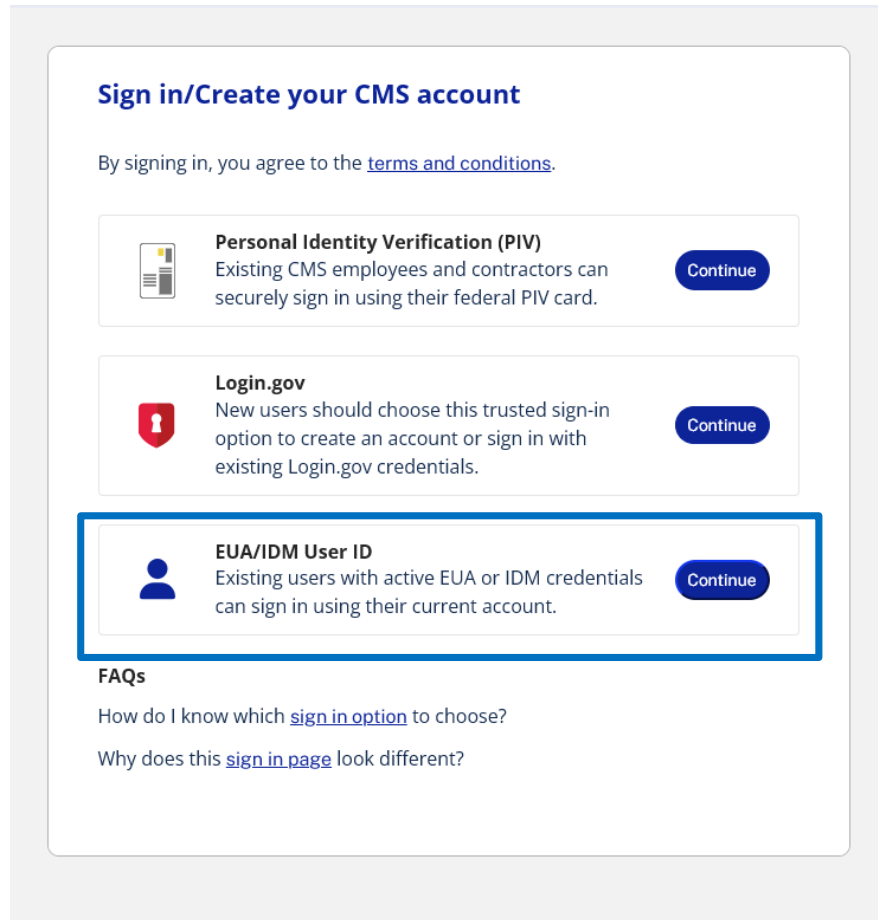


Figure 2 EUA/IDM User ID Continue Button

Selecting the EUA/IDM User ID “Continue” button (as highlighted above) will direct you to the following page:

An official website of the United States government [Here's how you know](#) ▼

CMS.gov [? Help Center](#)

Sign in/Create your CMS account

User ID

Password

Sign in

Having issues signing in?
Manage your IDM/EUA credentials at the links below.

[Forgot IDM User ID](#) [EUA Login Form](#)
[Forgot IDM Password](#) [Forgot EUA Password](#)
[IDM User Registration](#)
[Unlock IDM Account](#)
[Help Center](#)

[← Back to main sign-in page](#)

Figure 3 EUA/IDM User ID Sign-in Page

Enter the same User ID and Password that you previously entered on your main PS&R or MCRéF sign-in page, and activate the “Sign in” button. You will be prompted for your Multi-Factor Authentication as in the past, and upon successful authentication, you will arrive at your intended application (PS&R, MCRéF, etc). After logging in, you should not experience any other differences in the PS&R or MCRéF application related to the new sign-in experience.

2.2 Login.gov “Continue” Button

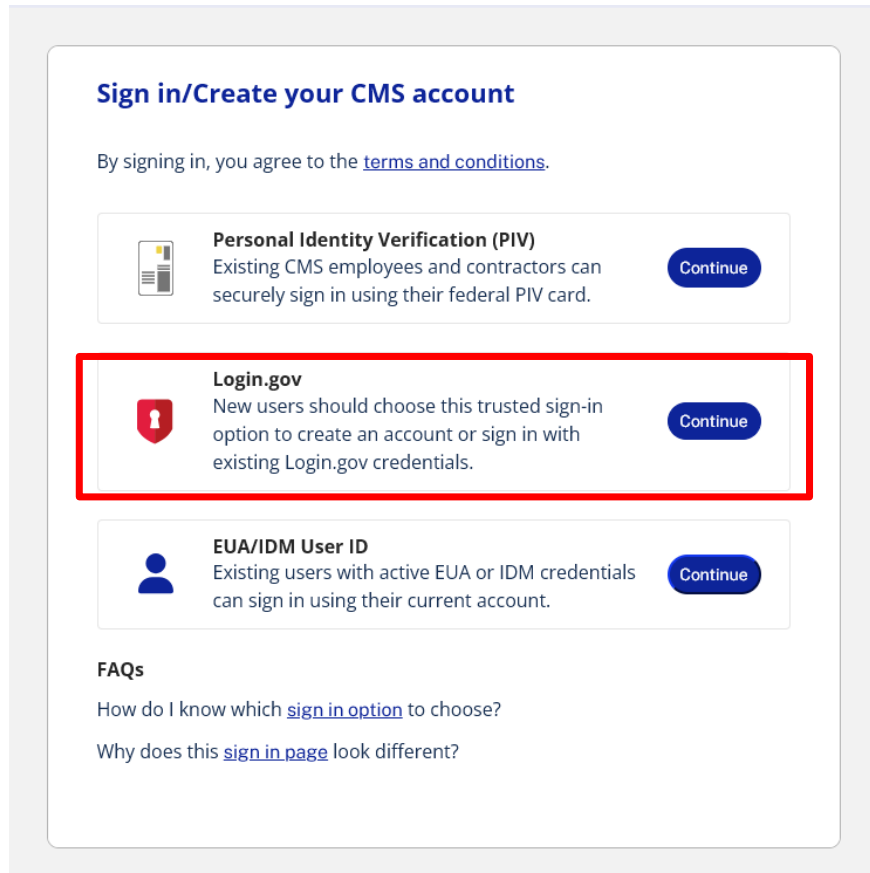


Figure 4 Login.gov Continue Button

Selecting the Login.gov “Continue” button (as highlighted above) will direct you to the following page.

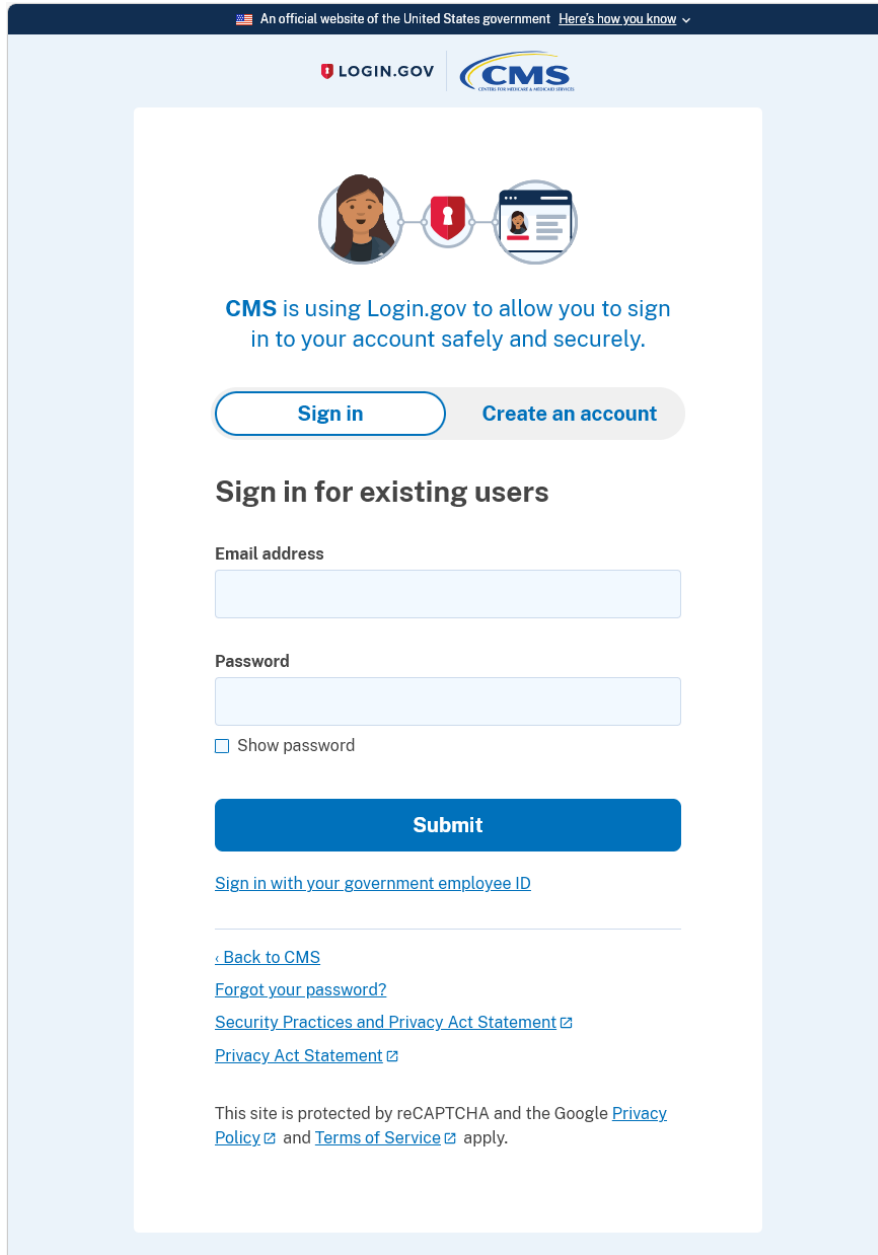


Figure 5 Login.gov Sign-in Page

This is the same sign-in page used for Login.gov users previously, just being reached via a different button. Proceed per usual from here (entering your email address and password, fulfilling any Multi-Factor Authentication prompts, etc). Upon successful authentication, you will arrive at your intended application (PS&R, MCRéF, etc).

2.2.1 New Account Registration

If you do not have an existing IDM account and are attempting to register for access to PS&R or MCREf, activate the “Continue” button for the “Login.gov” section on the new Sign-in Page as described in Section 2.2, and then activate the “Create an account” option at the top of the page as highlighted below.

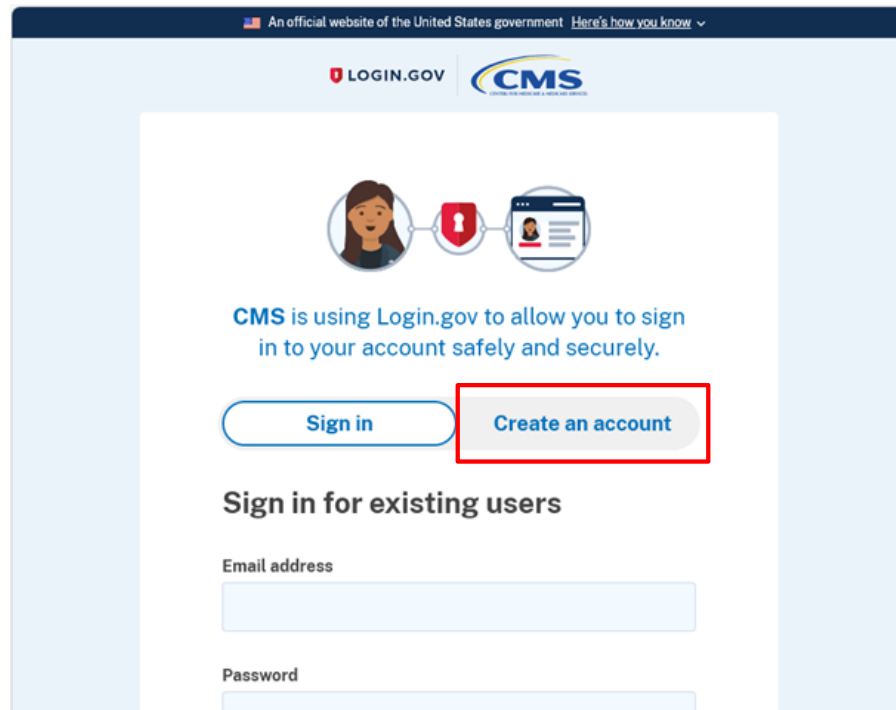



Figure 6 Create an account option on Login.gov

Selecting the “Create an account” option (as highlighted above) will present the “Create an account for new users” screen shown below.

An official website of the United States government [Here's how you know](#) ▾

LOGIN.GOV | CMS
CENTERS FOR MEDICARE & MEDICAID SERVICES



CMS is using Login.gov to allow you to sign in to your account safely and securely.

[Sign in](#) [Create an account](#)

Create an account for new users

Enter your email address


Select your email language preference
You will receive emails from Login.gov in the language you choose.

English (default)

Español

Français

中文 (简体)

I read and accept the Login.gov [Rules of Use](#) 

[Submit](#)

Figure 7 Login.gov screen for creating an account

Follow the guidance on-screen to create a new Login.gov account. If you have questions while creating an account, refer to the “Help” link at the bottom of the page.

Upon finishing setting up your account, you can go to IDM (<https://home.idm.cms.gov/>), login with the guidance in Section 2.2 above, and proceed with requesting PS&R and/or MCR&F access to your Providers.