



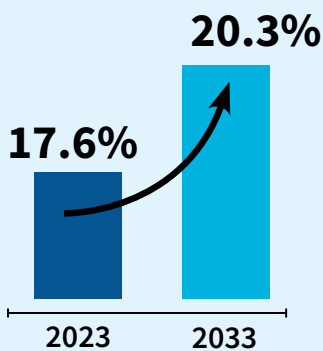
# National Health Expenditure (NHE) Projections 2024–33



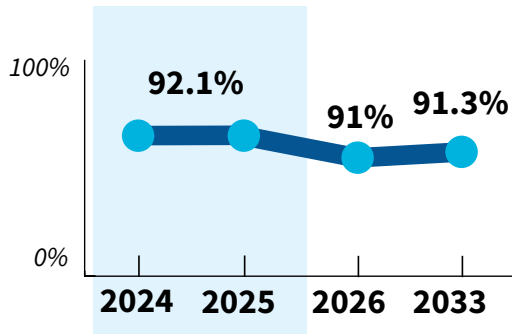

10  
YEARS

In 2023, the health share of the economy was **17.6 percent**, with per person health spending of \$14,570.

By 2033, the proportion of the economy attributable to health spending is projected to be **20.3 percent** (or \$24,200 per person).



## Insured share of the population:



## Health spending by service and good

*Faster spending growth over 2023-25 reflects strong growth in the utilization and intensity of services and goods following suppressed growth from COVID-19 pandemic*

### Shares of spending:



Hospital Care  
**2023: 31%**  
**2033: 31%**



Physician and Clinical Services  
**2023: 20%**  
**2033: 20%**



Retail Prescription Drugs  
**2023: 9%**  
**2033: 9%**

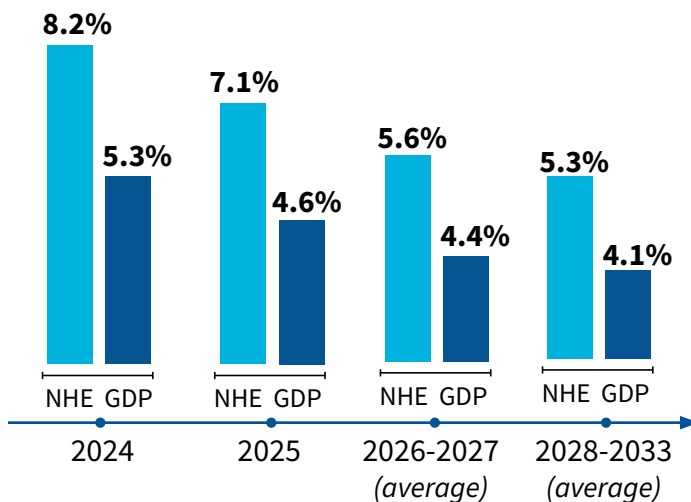
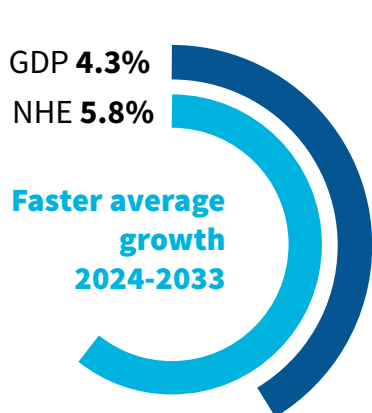
### Average Growth Rate:

2023-2025 | **8.8%**  
2026-2033 | **5.4%**

2023-2025 | **7.3%**  
2026-2033 | **5.1%**

2023-2025 | **9.5%**  
2026-2033 | **4.9%**

## NHE is expected to continue to grow **faster** than GDP



## Health spending by major sources of funds:



**Private Health Insurance**  
2024-2033  
**5.2%**  
Average Growth



**Medicare**  
2024-2033  
**7.8%**  
Average Growth



**Medicaid**  
2024-2033  
**6.4%**  
Average Growth