

Organ Procurement Organizations

Annual Public Aggregated Performance Report

2023



Organ Procurement Organizations (OPOs) are critical to making sure as many transplantable organs are procured and made available as possible to people on the organ transplant waiting list. Currently, **56*** OPOs are responsible for identifying eligible donors and recovering organs in the U.S.

The Centers for Medicare & Medicaid Services (CMS) revised the OPO Conditions for Coverage (CfCs) in the [December 2020 final rule](#) to increase donation rates and organ transplantation rates by using new transparent, reliable, and objective outcome measures and increasing competition among OPOs. Based on public feedback and analysis by CMS, OPO outcome measures have been revised to:

- Assess OPOs' performance and hold them accountable
- Properly encourage OPOs to use best practices
- Optimize donation and organ placement rates to use all potential organs

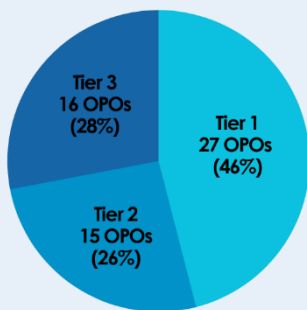
Posting the outcome measures data is critical to holding OPOs accountable as a crucial step in transparency and reforming the organ donation system.

OPOs are evaluated (surveyed) on-site every 4 years for recertification as meeting the OPO CfC requirements to continue to be an OPO. The [OPO Annual Public Aggregated Performance Report](#) provides information on each OPO's performance on the outcome measures, which are the donation and transplantations rates. There will be a performance report each year of the 4-year recertification cycle.

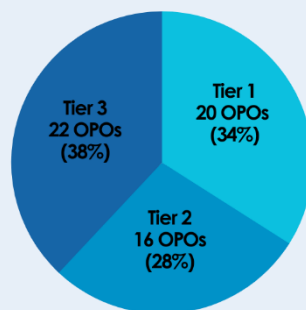
This is the first report in the 2026 recertification cycle. A performance report will be published each year, ending with the final assessment year performance report released in 2026. The data used in the performance reports reflects data from 2 years prior due to data availability. For example, the 2023 report reflects data from 2021. The OPO Public Performance Report User Guide provides explanations about data collection, definitions, adjustments, calculations, and confidence intervals.

- Data from 2023, 2024, and 2025 performance reports will monitor OPOs' progress.
- Data in the 2026 report will be used to evaluate if OPOs met the CfC requirements.

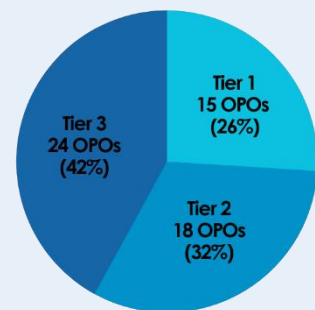
2021 Performance Report**



2022 Performance Report**



2023 Performance Report



Tier 1 OPOs: In the top 25% for both the donation and transplant rate measures

Tier 2 OPOs: 1 or both measures above the median, but below the top 25%

Tier 3 OPOs: 1 or both measures below the median

* In January 2021 two OPOs merged decreasing the number of OPOs to 57. Two additional OPOs merged in January 2023, decreasing the number to 56.

** In a 4-year cycle, there are three interim and one final assessment reports. OPOs received reports in 2021 and 2022 that were not part of the 2026 survey cycle, but allowed OPOs to begin evaluating their performance under the new metrics.

