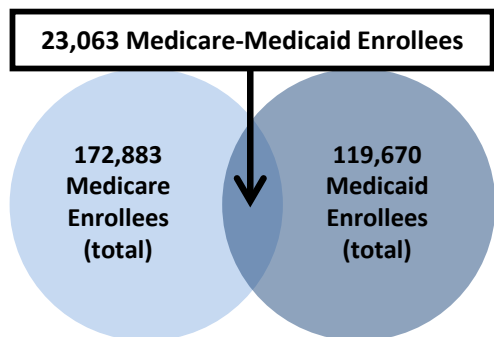


## Medicare-Medicaid Enrollee Information State of Montana, 2009

Figure 1. Total Medicare, Medicaid, and Medicare-Medicaid Dually Enrolled Populations: Montana, 2009

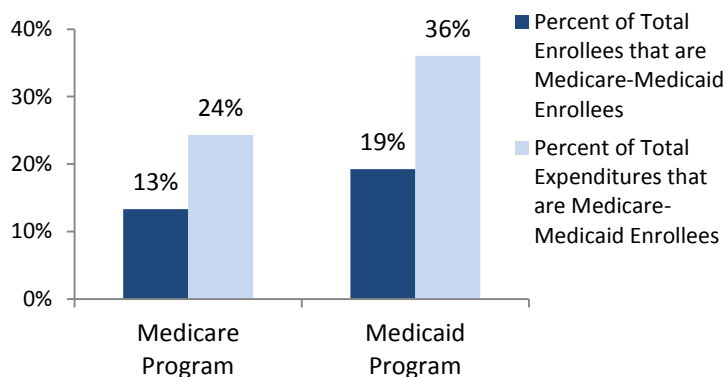


In the State of Montana, in 2009:

- There were 23,063 persons dually enrolled in Medicare & Medicaid at any given point in time over the year..
  - 13% of Medicare Enrollees were co-enrolled in Medicaid.
  - 19% of Medicaid Enrollees were co-enrolled in Medicare.

\* Includes Medicaid-expansion Children’s Health Insurance Program (CHIP)

Figure 2. Medicare-Medicaid Enrollees’ Percentage of Total Medicare & Medicaid Enrollees and their Relative Share of Program Expenditures: Montana, 2009



In the State of Montana, in 2009:

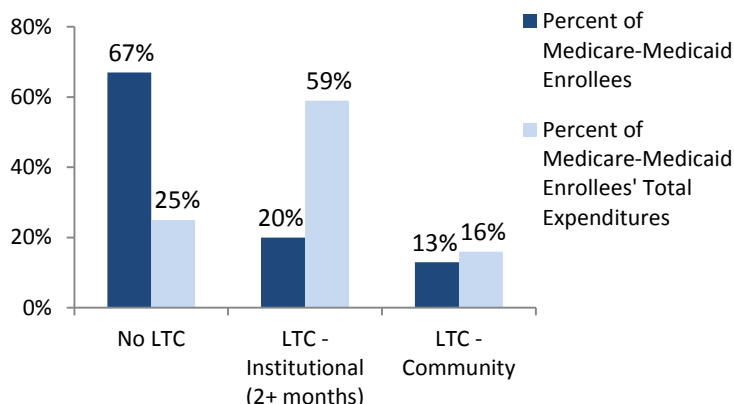
- Medicare-Medicaid enrollees made up 13% of the Medicare population and 24% of Total Medicare expenditures.
- Medicare-Medicaid enrollees made up 19% of State Medicaid enrollees and 36% of Medicaid expenditures.

---

*The following figures are based on data for Fee-For-Service (FFS) enrollees only.*

---

Figure 3. Among Full and Partial Medicare-Medicaid Enrollees, the Proportion Enrolled in FFS Long-Term Care (LTC), Paid for by Medicare or Medicaid, and their Relative Share of FFS Program Expenditures: Montana, 2009^



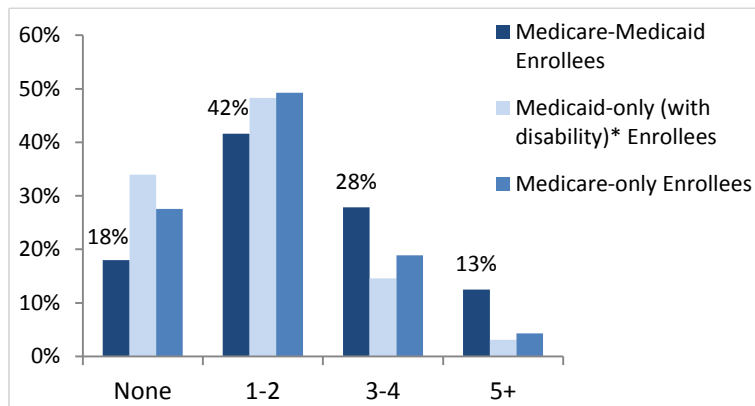
In the State of Montana, in 2009:

- Institutional LTC appears to have been driving much of the high FFS costs attributable to Medicare-Medicaid enrollees. Specifically, the 20% of Medicare-Medicaid enrollees who resided in a LTC facility paid for by Medicare or Medicaid for two or more months accounted for 59% of total Medicare-Medicaid enrollee FFS expenditures.



## Medicare-Medicaid Enrollee Information State of Montana, 2009

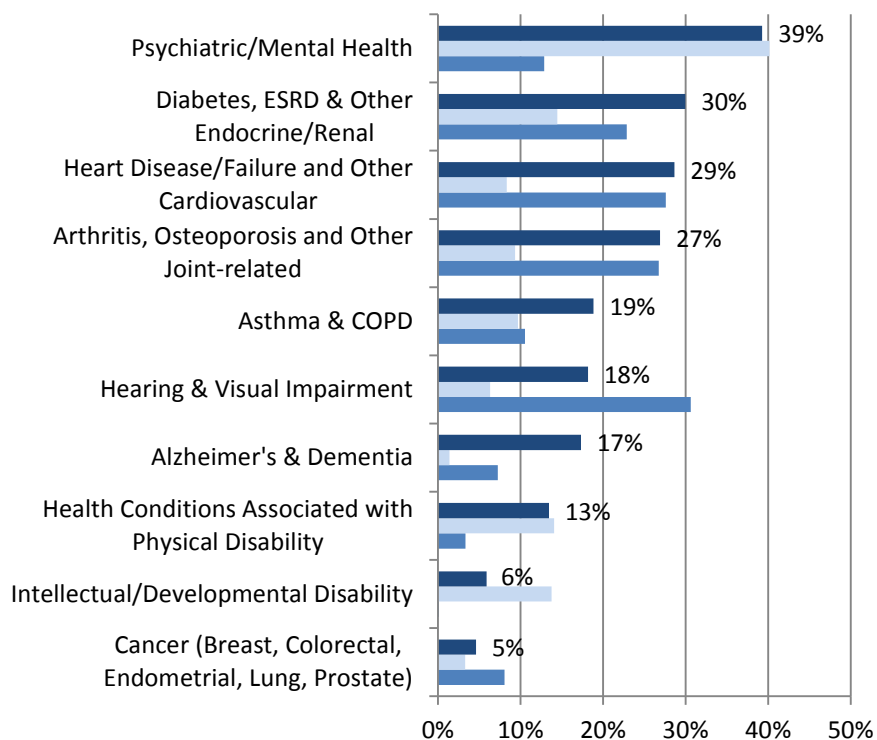
**Figure 4. Number of Chronic Conditions by Enrollment Type, FFS Enrollees only: Montana, 2009<sup>^</sup>**



**In the State of Montana, in 2009:**

- Out of 24 chronic health conditions studied, 41% of Medicare-Medicaid FFS enrollees had three or more chronic health conditions.
- This compares to 23% of Medicare-only FFS enrollees and 18% of Medicaid-only FFS enrollees (with disability) having three or more conditions.

**Figure 5. Health Condition Categories by Enrollment Type, FFS Enrollees only: Montana, 2009<sup>^</sup>**



**In the State of Montana, in 2009, among Medicare-Medicaid FFS enrollees:**

- 39% had a psychiatric (i.e., mental health) disorder;
- 30% had diabetes, ESRD or another endocrine or renal disorder; and
- 29% had heart disease/failure or another cardiovascular –related disorder (excluding hypertension).

<sup>^</sup>**Note:** In the State of Montana, all Medicare-Medicaid enrollees were included in the analysis for Figures 3-5 because zero percent were enrolled exclusively in Medicare and Medicaid managed care.

**\*Note:** This Medicaid-only comparison group includes only those Medicaid enrollees who qualified for Medicaid based on disability.

