

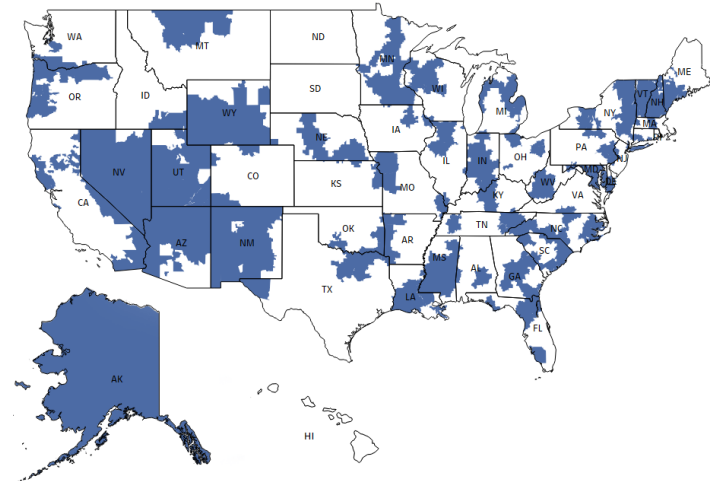
**Measurement Year 7** (January 1, 2024–December 31, 2024)

**Performance Payment Adjustment Period 7** (July 1, 2025–December 31, 2025)

## MODEL OVERVIEW

- The ETC Model is intended to **encourage greater use of home dialysis and kidney transplants** for Medicare beneficiaries with ESRD, while reducing Medicare expenditures and preserving or enhancing the quality of care furnished to beneficiaries with ESRD.
- The model, **which began on January 1, 2021**, is a mandatory payment model.
- ETC Participants** are all ESRD facilities and Managing Clinicians in Selected Geographic Areas.
- Selected Geographic Areas are all **Hospital Referral Regions (HRRs)** for which at least 20 percent of the component zip codes are located in Maryland, and a random sample of 30 percent of HRRs, stratified by Census-defined regions (Northeast, South, Midwest, and West). CMS excludes all U.S. Territories from the Selected Geographic Areas.
- Payment Adjustments:**
  - Home Dialysis Payment Adjustment (HDP):** A positive +3%, +2%, and +1% adjustment to home dialysis claims during the first three Calendar Years of the ETC Model.
  - Performance Payment Adjustment (PPA):** A positive or negative adjustment based on the ETC Participant's home dialysis and transplant rate in a Measurement Year (MY). Adjustments are made to the adjusted ESRD Prospective Payment System (PPS) per treatment base rate under the ESRD PPS for selected ESRD facilities and to the Monthly Capitation Payment (MCP) for selected Managing Clinicians during the applicable Performance Payment Adjustment Period (PPA Period).

**Selected ETC HRRs**



## MY7 ETC PARTICIPANTS



**2,387**  
ESRD facilities



**69,564**  
Beneficiaries attributed  
to ESRD facilities



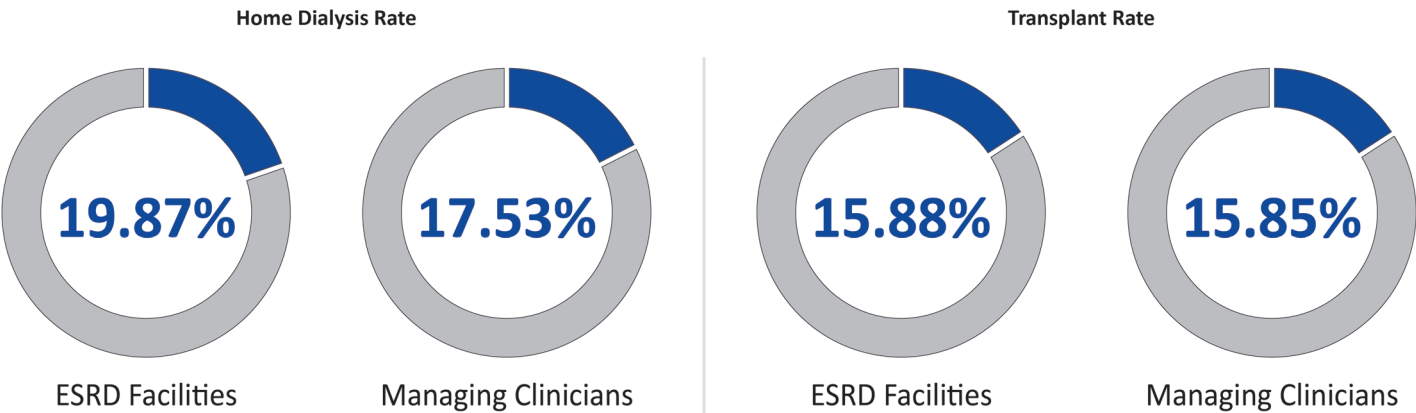
**3,131**  
Managing Clinicians



**68,417**  
Beneficiaries attributed  
to Managing Clinicians

# MY7 PERFORMANCE

## Average Home Dialysis Rate and Transplant Rate Among ETC Participants in MY7



## Performance in MY7 Versus Achievement Benchmarks

(Benchmark Year 7: July 1, 2022–June 30, 2023)

### PERFORMANCE RATES

#### Home Dialysis Rate

Share of ETC Participants with rates higher than the applicable 50th percentile achievement benchmarks

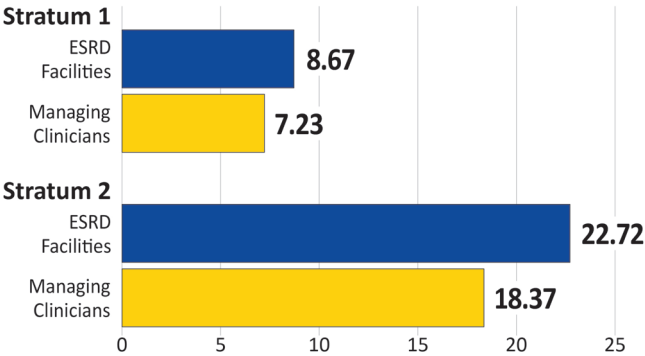


#### Transplant Rate

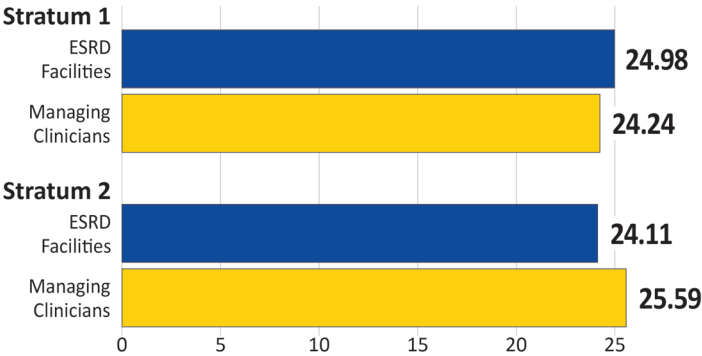
Share of ETC Participants with rates higher than the applicable 50th percentile achievement benchmarks



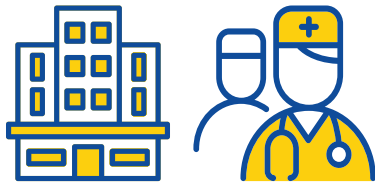
Achievement Benchmarks for ETC Participants by Stratum



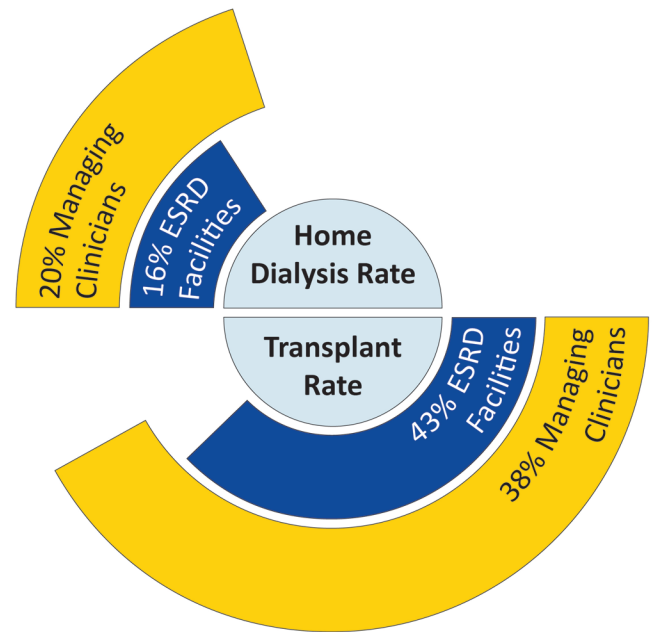
Achievement Benchmarks for ETC Participants by Stratum



Stratum 1: Medicare and Medicaid (DE) or Low Income Subsidy (LIS) percentage is 50% or more | Stratum 2: DE/LIS percentage is less than 50%

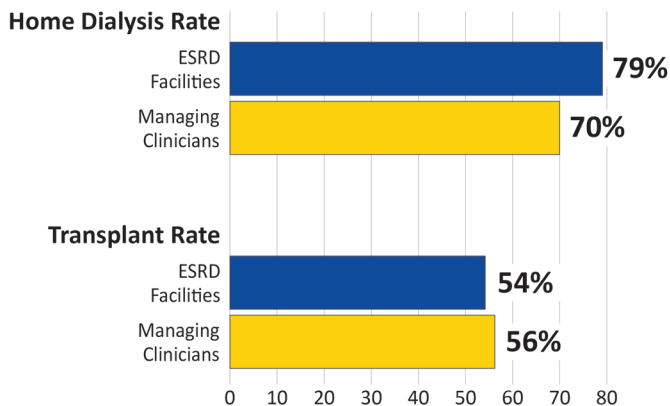


**Share of ETC Participants with 50% or more attributed beneficiary years for DE/LIS beneficiaries**

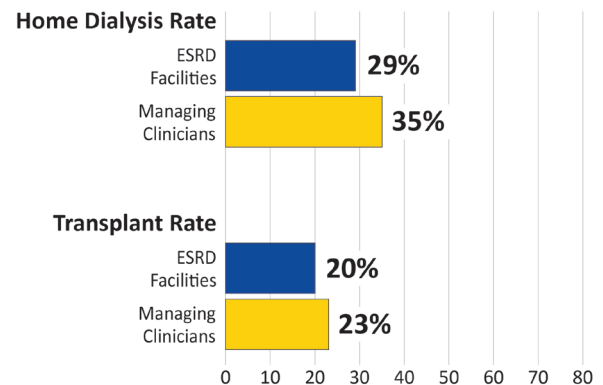


### Performance Over Time (from BY7 to MY7)

#### Share of ETC Participants With Improvement in Rate Over Time



#### Share of ETC Participants Who Received Incentive for Improvement for DE/LIS Beneficiaries



## MY7 PERFORMANCE PAYMENT ADJUSTMENT

**44% ESRD facilities** and **50% Managing Clinicians** eligible for PPA received a positive PPA.

