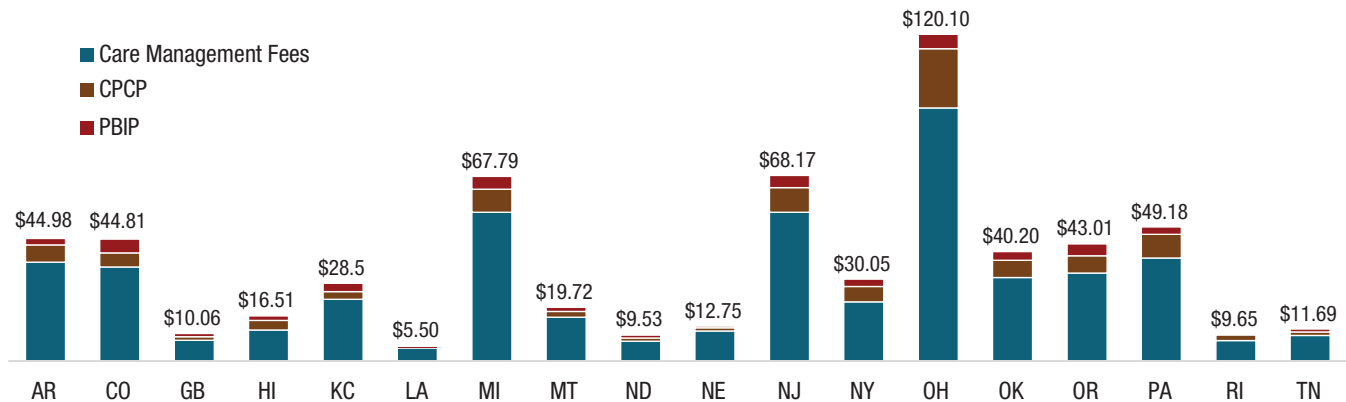


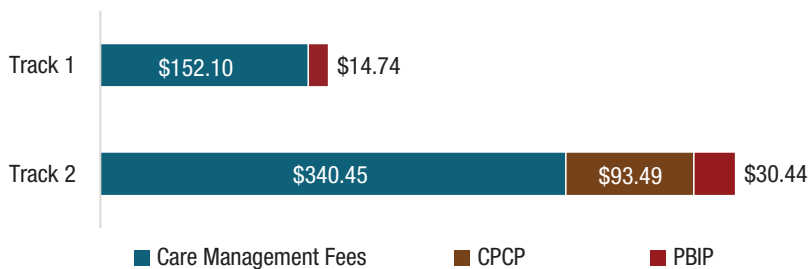
CPC+ 2019 Year in Review

To support the delivery of comprehensive primary care, CPC+ includes three payment elements: **care management fees**, a hybrid of fee-for-service (FFS) and **Comprehensive Primary Care Payments (CPCP)** for Track 2 practices, and prospective **performance-based incentive payments (PBIP)** subject to reconciliation.

CPC+ Payments by Region (in millions of dollars)

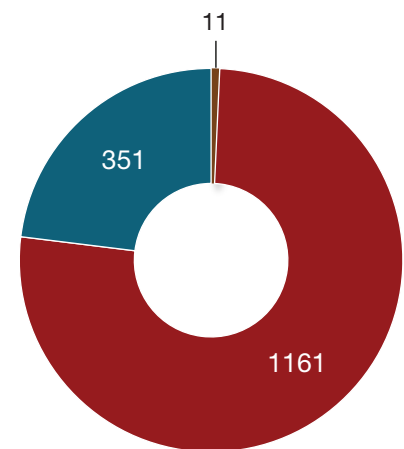


CPC+ Payments, by Track (in millions of dollars)



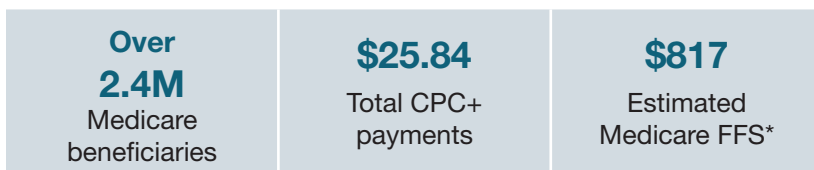
Hybrid Payment Choices

Number of Track 2 Practices, by Choice of Hybrid Payment Ratio



- 11 practices chose 25% CPCP/75% FFS
- 1161 practices chose 40% CPCP/60% FFS
- 351 practices chose 65% CPCP/35% FFS

Average Medicare Payments (per beneficiary per month)



* Estimated Medicare FFS expenditures are based on a 12-month average from January 2019 to December 2019.

Figures are based on actual payments made in 2019 (January–December). These figures do not represent an evaluation of this work or CPC+ itself. For more information, visit <https://innovation.cms.gov/initiatives/comprehensive-primary-care-plus>.

