

CMS Manual System	Department of Health & Human Services (DHHS)
Pub 100-05 Medicare Secondary Payer	Centers for Medicare & Medicaid Services (CMS)
Transmittal 115	Date: November 5, 2015
	Change Request 9382

SUBJECT: Electronic Correspondence Referral System (ECRS) Web Updates to Claims Processing Medicare Secondary Payer (MSP) Policy and Procedures Regarding Ongoing Responsibility for Medicals (ORM)

I. SUMMARY OF CHANGES: Through this instruction the Centers for Medicare & Medicaid Services (CMS) is updating the ECRS Web User Guide to include the new 1-byte Ongoing Responsibility for Medicals (ORM) indicator, which will be implemented with Change Request (CR) 8984, and International Classification of Diseases, Clinical Modification, Version 10 (ICD-10) diagnosis code fields.

EFFECTIVE DATE: October 1, 2015

**Unless otherwise specified, the effective date is the date of service.*

IMPLEMENTATION DATE: December 7, 2015

Disclaimer for manual changes only: The revision date and transmittal number apply only to red italicized material. Any other material was previously published and remains unchanged. However, if this revision contains a table of contents, you will receive the new/revised information only, and not the entire table of contents.

II. CHANGES IN MANUAL INSTRUCTIONS: (N/A if manual is not updated)

R=REVISED, N=NEW, D=DELETED-Only One Per Row.

R/N/D	CHAPTER / SECTION / SUBSECTION / TITLE
R	5/5.1/Electronic Correspondence Referral System on the Web (ECRS Web) User Guide Version 5.6

III. FUNDING:

For Medicare Administrative Contractors (MACs):

The Medicare Administrative Contractor is hereby advised that this constitutes technical direction as defined in your contract. CMS does not construe this as a change to the MAC Statement of Work. The contractor is not obligated to incur costs in excess of the amounts allotted in your contract unless and until specifically authorized by the Contracting Officer. If the contractor considers anything provided, as described above, to be outside the current scope of work, the contractor shall withhold performance on the part(s) in question and immediately notify the Contracting Officer, in writing or by e-mail, and request formal directions regarding continued performance requirements.

IV. ATTACHMENTS:

**Business Requirements
Manual Instruction**

Attachment - Business Requirements

Pub. 100-05	Transmittal: 115	Date: November 5, 2015	Change Request: 9382
-------------	------------------	------------------------	----------------------

SUBJECT: Electronic Correspondence Referral System (ECRS) Web Updates to Claims Processing Medicare Secondary Payer (MSP) Policy and Procedures Regarding Ongoing Responsibility for Medicals (ORM)

EFFECTIVE DATE: October 1, 2015

**Unless otherwise specified, the effective date is the date of service.*

IMPLEMENTATION DATE: December 7, 2015

I. GENERAL INFORMATION

A. Background: The Centers for Medicare & Medicaid Services (CMS) has implemented a new ORM indicator (valid values= Y or space) for use within its Medicare Secondary Payer (MSP) non-group health plan (NGHP) claims adjudication processes. Change Request (CR) 8984 provides all key requirements regarding the implementation of the 1-byte ORM indicator, including the Common Working File and Beneficiary Data Sharing return of the indicator to Medicare Administrative Contractor (MACs) and Durable Medical Equipment Medicare Administrative Contractor (DME MACs) as part of MSP claims adjudication.

This change request (CR) informs the Medicare Administrative Contractors (MACs) of modifications to the Electronic Correspondence Referral System (ECRS) web application to reflect the new ORM field as identified in CMS CR 8984. The ECRS Web User Guide (version 5.6), is also updated to reflect these changes and provide guidance on how the A/B and DME MACs shall utilize the new ECRS field when ORM issues need to be reported. To meet 508-compliance requirements, an Adobe Reader link has been added to the navigation at the top of all screens.

B. Policy: All A/B Medicare Administrative Contractors (MACs) and Durable Medical Equipment Medicare Administrative Contractors (DME MACs) shall use the 5.6 version of the ECRS Web User Guide when submitting ECRS requests.

II. BUSINESS REQUIREMENTS TABLE

"Shall" denotes a mandatory requirement, and "should" denotes an optional requirement.

Number	Requirement	Responsibility								
		A/B MAC			DME MAC	Shared-System Maintainers				Other
		A	B	H		F	M	V	C	
9382.1	All MACs and DME MACs shall use the 5.6 version of the ECRS Web User Guide once released.	X	X	X	X					RRB-SMAC
9382.2	Updates to ECRS and the ECRS Web User Guide shall include the following: <ul style="list-style-type: none"> • MACs shall see the values of "Y" or "space" reflected in the ECRS CWF Assistance Request Auxiliary Record Information and 	X	X	X	X					RRB-SMAC

Number	Requirement	Responsibility								
		A/B MAC		H H H	D M E M A C	Shared- System Maintainers				Other
		A	B			F I S S	M C S	V M S	C W F	
	<p>CWF Assistance Request Summary screens.</p> <ul style="list-style-type: none"> International Classification of Diseases, Clinical Modification (CM), Version 10 (ICD-10) changes are effective October 1, 2015. ECRS submissions with a date of injury (DOI) prior to October 1, 2015, will be accepted with ICD-9 codes; submissions with a DOI on or after October 1, 2015, shall be submitted with ICD-10 codes. The Adobe Reader link has been added to the navigation at the top of all screens to accommodate the ECRS pdf reports and to meet CMS 508 requirements and standards. 									
9382.3	The MACs (A/B) and DME MACs shall refer to the updated ECRS Web User Guide (version 5.6) for any information or questions relating to the reporting of MSP issues to the BCRC via ECRS Web.	X	X	X	X					RRB-SMAC

III. PROVIDER EDUCATION TABLE

Number	Requirement	Responsibility				
		A/B MAC		H H H	D M E M A C	C E D I
		A	B			
	None					

IV. SUPPORTING INFORMATION

Section A: Recommendations and supporting information associated with listed requirements: N/A

"Should" denotes a recommendation.

X-Ref Requirement Number	Recommendations or other supporting information:

Section B: All other recommendations and supporting information: N/A

V. CONTACTS

Pre-Implementation Contact(s): Vanessa Jackson, 410-786-3276 or vanessa.jackson@cms.hhs.gov , Brian Pabst, 410-786-2487 or Brian.Pabst@cms.hhs.gov

Post-Implementation Contact(s): Contact your Contracting Officer's Representative (COR).

VI. FUNDING

Section A: For Medicare Administrative Contractors (MACs):

The Medicare Administrative Contractor is hereby advised that this constitutes technical direction as defined in your contract. CMS does not construe this as a change to the MAC Statement of Work. The contractor is not obligated to incur costs in excess of the amounts allotted in your contract unless and until specifically authorized by the Contracting Officer. If the contractor considers anything provided, as described above, to be outside the current scope of work, the contractor shall withhold performance on the part(s) in question and immediately notify the Contracting Officer, in writing or by e-mail, and request formal directions regarding continued performance requirements.

ATTACHMENTS: 0



Electronic Correspondence Referral System on the Web (E CRS Web) User Guide

Version 5.6

**Rev. 2015/2 October
COBR-Q4-2015-V5.7**

Revision History

Date	Version	Reason for Change
April 22, 2013	4.7	NA
October 1, 2013	5.0	Change Request (CR) 10335: Changes related to the conversion to International Classification of Diseases, 10th Edition, Clinical Modification (ICD-10-CM), elimination of some Insurer Type values for MSP Inquiry transactions, and reformatting of Record Layouts (added new headers).
January 6, 2014	5.1	<p>Change Request (CR) 10562: With the implementation of the ECRS batch file layout changes for ICD-10 codes, the “Production” file layouts have been removed in the appendices.</p> <p>CR 10770: You can no longer submit some ICD-9 and ICD-10 diagnosis codes through the <i>CWF Assistance Requests</i> or <i>MSP Inquiry</i> pages when the MSP type is “D-Automobile Insurance, No Fault.”</p> <p>CR 10326: If you attempt to upload a file with errors, ECRS will display the error code and message.</p> <p>CR 8337: ECSR no longer requires the BIN field to be populated on a <i>Prescription Drug Assistance Request</i> page when the action code is “BN.” However, the BIN field is required when the Coverage Type is “U” (Drug Network) and the Action Code is not “BN.”</p>
February 3, 2014 (January Release B)	5.1	Branding changes for the Benefits Coordination & Recovery Center (BCRC).
July 14, 2014	5.2	<p>Change Request (CR) 10744: Appendix E: Added Reason Codes 96 and 97.</p> <p>CR 12085: Appendix H: Added Error Codes FS01 and FS02; removed DE02.</p>
October 6, 2014	5.3	<p>Change Request (CR) 12373: The ICD-10 implementation date has been updated from 2014 to 2015.</p> <p>CR 12593: Reviewed to ensure that spouse references are gender-neutral according to DOMA.</p> <p>CR 12707: ECRS does not require the MSP Type field to be populated on the <i>MSP Information</i> page for all MSP Inquiry transactions.</p>
January 5, 2015	5.4	Change Request (CR) 12894: Corrected definition of Reason Code 07 in Appendix E.
March 16, 2015	5.5	Change Request (CR) 12603 (Off Release): CMS has migrated to the Enterprise Identity Management (EIDM) system to provide users with a way to get a single User ID that you can use to access one or more CMS applications. This new system replaces the previous CMS Individuals Authorized Access to CMS Computer Services (IACS).

Date	Version	Reason for Change
October 2, 2015	5.6	<p>Change Request (CR) 13300: An ORM indicator has been added to the <i>CWF Assistance Request Auxiliary Record Information</i> page, and associated summary screen, which displays a read-only value indicating whether ORM was reported on the Health Utilization Secondary Payer (HUSP) transaction.</p> <p>CR 11861: With the implementation of ICD-10 diagnostic codes, all references to the October 2015 start date have been removed.</p> <p>CR 15986: To meet 508-compliance requirements, an Adobe Reader link has been added to the navigation at the top of all screens.</p> <p>See Chapter 1 for details.</p>

Confidentiality and Disclosure of Information

Section 1106 (a) of the Social Security Act as it applies to the Centers for Medicare & Medicaid Services (CMS) - (42 CFR Chapter IV Part 401 §§ 401.101 to 401.152) prohibits disclosure of any information obtained at any time by officers and employees of Medicare Intermediaries, Carriers, or Medicare Contractors in the course of carrying out agreements and/or contracts under Sections 1816, 1842, and 1874A of the Social Security Act, and any other information subject to Section 1106 (a) of the Social Security Act.

Section 1106 (a) of the Act provides in pertinent part that “Any person who shall violate any provision of this section shall be deemed guilty of a felony and, upon conviction thereof, shall be punished by a fine not exceeding \$10,000 for each occurrence of a violation, or by imprisonment not exceeding 5 years, or both.” Additional and more severe penalties are provided under Title XVIII (Medicare) USC Section 285 (unauthorized taking or using of papers relating to claims) and under Section 1877 of Title XVIII of the Act (relating to fraud, kickbacks, bribes, etc., under Medicare).

These provisions refer to any information obtained by an employee in the course of their performance of duties and/or investigations (for example, beneficiary diagnosis, pattern of practice of physicians, etc.).

The Electronic Correspondence Referral System (ECRS) contains IRS tax data. Any unauthorized inspection or disclosure of IRS return information in violation of any provision of Section 6103 may result in sanctions as described in IRC Sections 7431 and 7213, which include, but are not limited to, fines or imprisonment.

TABLE OF CONTENTS

- CHAPTER 1 : SUMMARY OF VERSION 5.6 UPDATES.....1-1**
- CHAPTER 2 : INTRODUCTION2-1**
 - 2.1 What is ECRS?2-1
 - 2.2 ECRS Web CBTs2-1
 - 2.3 About this Guide.....2-1
 - 2.4 How to Use the Required Data Reference Tables2-2
 - 2.5 User Guide Conventions2-2
 - 2.6 Basic Functions.....2-3
 - 2.6.1 EIDM Registration and ECRS Access.....2-3
 - 2.6.2 ECRS Login2-3
 - 2.6.3 Main Menu2-5
 - 2.6.4 Navigation Links2-6
- CHAPTER 3 : CWF ASSISTANCE REQUEST TRANSACTIONS.....3-1**
 - 3.1 Adding a CWF Assistance Request Transaction3-1
 - 3.1.1 Retrieving Beneficiary Information3-1
 - 3.1.2 Action Codes3-1
 - 3.2 Action Requested Page.....3-3
 - 3.2.1 Navigation Links3-4
 - 3.2.2 Importing HIMR MSP Information for CWF Assistance Requests3-4
 - 3.3 CWF Auxiliary Record Information Page3-7
 - 3.4 Informant Information Page3-10
 - 3.5 Insurance Information Page3-12
 - 3.6 Employment Information Page3-17
 - 3.7 Additional Information Page3-18
 - 3.8 Comments and Remarks Page.....3-20
 - 3.9 Summary Page3-22
 - 3.10 Viewing, Updating, and Deleting CWF Assistance Request Transactions3-24
 - 3.10.1 View Transactions.....3-25
 - 3.10.2 Update Transactions.....3-26
 - 3.10.3 Delete Transactions3-27
- CHAPTER 4 : MSP INQUIRY TRANSACTIONS4-1**
 - 4.1 Adding an MSP Inquiry Transaction4-1
 - 4.1.1 Retrieving Beneficiary Information4-1
 - 4.1.2 Common MSP Sources.....4-1
 - 4.2 Action Requested Page.....4-2
 - 4.2.1 Navigation Links4-2
 - 4.3 MSP Information Page4-4
 - 4.4 Informant Information Page4-8
 - 4.5 Insurance Information Page4-10
 - 4.6 Employment Information Page4-13
 - 4.7 Additional Information Page4-15
 - 4.8 Prescription Coverage Page.....4-19

4.9 Summary Page4-21

4.10 Viewing, Updating, and Deleting MSP Inquiry Transactions4-22

 4.10.1 View Transactions.....4-24

 4.10.2 Update Transactions.....4-25

 4.10.3 Delete Transactions4-25

CHAPTER 5 : PRESCRIPTION DRUG ASSISTANCE REQUEST TRANSACTIONS.....5-1

5.1 Adding a Prescription Drug Assistance Request Transaction5-1

 5.1.1 Retrieving Beneficiary Information5-1

5.2 Action Requested Page.....5-1

 5.2.1 Navigation Links5-1

5.3 Informant Information Page5-7

5.4 Insurance Information Page5-9

5.5 Employment Information Page5-11

5.6 Additional Information Page5-13

5.7 Comments and Remarks Page.....5-13

5.8 Summary Page5-15

5.9 Viewing, Updating, and Deleting Prescription Drug Assistance Request Transactions ..5-16

 5.9.1 View Transactions.....5-17

 5.9.2 Update Transactions.....5-18

 5.9.3 Delete Transactions5-21

CHAPTER 6 : PRESCRIPTION DRUG INQUIRY TRANSACTIONS.....6-1

6.1 Adding a Prescription Drug Inquiry Transaction.....6-1

 6.1.1 Retrieving Beneficiary Information6-1

 6.1.2 Common Prescription Drug Sources6-1

6.2 Initial Information Page.....6-2

 6.2.1 Navigation Links6-2

6.3 Additional Information Page6-4

6.4 Prescription Drug Inquiry Prescription Drug Page.....6-6

6.5 Prescription Drug Inquiry Summary Page.....6-10

6.6 Viewing, Updating, and Deleting Prescription Drug Inquiries6-11

 6.6.1 Tracking Prescription Drug Inquiries6-11

 6.6.2 View Transactions.....6-13

 6.6.3 Update Transactions.....6-14

 6.6.4 Delete Transactions6-16

CHAPTER 7 : REPORTS7-1

7.1 Navigation Links7-1

7.2 Contractor Workload Tracking Report7-1

7.3 CMS Workload Tracking Report7-4

7.4 QASP Report7-8

CHAPTER 8 : UPLOADING AND DOWNLOADING FILES8-1

8.1 Navigation Links8-1

8.2 Upload Assistance Request and Inquiry Files.....8-1

8.3 Download Assistance Request and Inquiry Response Files8-2

8.4 Alternative File Submission Options8-4

8.5 File Submission Errors8-4

Appendix A : CWF Assistance Request Required Data Reference..... A-1

Appendix B : MSP Inquiry Required Data Reference B-1

Appendix C : Prescription Drug Assistance Request Required Data Reference C-1

Appendix D : Prescription Drug Inquiry Required Data Reference..... D-1

Appendix E : Reason CodesE-1

Appendix F : CWF Remark Codes F-1

Appendix G : File Layouts G-1

G.1 CWF Assistance Request File Layouts.....G-1

 CWF Assistance Request Header Record.....G-1

G.2 CWF Assistance Request Trailer RecordG-2

G.3 CWF Assistance Request Detail RecordG-3

G.4 CWF Assistance Request Response Header Record.....G-26

G.5 CWF Assistance Request Response Detail RecordG-27

G.6 Prescription Drug Assistance Request File LayoutsG-33

 Prescription Drug Assistance Request Header Record.....G-33

 Prescription Drug Assistance Request Trailer RecordG-34

 Prescription Drug Assistance Request Detail RecordG-35

 Prescription Drug Assistance Request Response Header Record.....G-45

 Prescription Drug Assistance Request Response Detail RecordG-46

G.7 MSP Inquiry File Layouts.....G-51

 MSP Inquiry Header Record.....G-51

 MSP Inquiry Trailer RecordG-52

 MSP Inquiry Detail RecordG-53

 MSP Inquiry Response Detail RecordG-82

G.8 Prescription Drug Inquiry File LayoutsG-87

 Prescription Drug Inquiry Header Record.....G-87

 Prescription Drug Inquiry Trailer Record.....G-88

 Prescription Drug Inquiry Detail Record.....G-89

 Prescription Drug Inquiry Response Header RecordG-97

 Prescription Drug Inquiry Response Detail Record.....G-98

Appendix H : Error Codes H-1

Appendix I : Frequently Asked Questions (FAQs) I-1

I.1 General Issues I-2

 What are the operating hours for the ECRS Web application? I-2

 Do all contractors see the same exact information on ECRS Web, or does it vary from state to state?..... I-2

 Can users print ECRS Web pages? I-2

I.2 Inquiry and Assistance Request Issues I-3

 Are completed MSP Inquiries, CWF Assistance Requests, Prescription Drug Assistance Requests, and Prescription Drug inquiries purged?..... I-3

 Why can I only update or delete an Inquiry or Assistance Request while it is in NW (new) status? I-3

Does a contractor need to send three separate Assistance Requests to delete three auxiliary records for the same beneficiary?..... I-3

In the event a transaction is sent via ECRS Web through both an Assistance Request and an Inquiry option, does ECRS have an edit in place that will find these duplicate records?I-3

If a contractor has multiple contractor numbers, can they choose one to use consistently for Inquiries and Assistance Request transactions? I-3

Can contractors delete an Inquiry once it has been entered and is later found to contain an error? I-4

What action code should contractors use when they receive information regarding a termination date for a 77777 or 11102 record that is more than six months from the date of accretion?..... I-4

Does the Benefits Coordination & Recovery Center view the Comments fields on the Assistance Request Detail pages and the MSP Inquiry Detail page? I-4

Appendix J : Excluded Diagnosis Codes for No-Fault Plan Type D J-1

Appendix K : Acronyms..... K-1

Appendix L : Previous Version Updates L-1

List of Figures

Figure 2-1: Contractor Lookup Page 2-3

Figure 2-2: Main Menu 2-5

Figure 3-1: CWF Assistance Request Action Requested 3-4

Figure 3-2: HIMR MSP Data List..... 3-5

Figure 3-3: CWF Assistance Request Auxiliary Record Information 3-8

Figure 3-4: CWF Assistance Request Informant Information..... 3-10

Figure 3-5: CWF Assistance Request Insurance Information 3-13

Figure 3-6: CWF Assistance Request Employment Information 3-17

Figure 3-7: CWF Assistance Request Additional Information 3-18

Figure 3-8: More Diagnosis Codes..... 3-20

Figure 3-9: CWF Assistance Request Comments/Remarks 3-21

Figure 3-10: CWF Assistance Request Summary 3-23

Figure 3-11: CWF Assistance Request Search 3-24

Figure 3-12: CWF Assistance Request Search Listing 3-25

Figure 3-13: CWF Assistance Request Summary 3-27

Figure 4-1: MSP Inquiry Action Requested 4-2

Figure 4-2: MSP Inquiry MSP Information 4-5

Figure 4-3: MSP Inquiry Informant Information..... 4-8

Figure 4-4: MSP Inquiry Insurance Information 4-11

Figure 4-5: MSP Inquiry Employment Information 4-14

Figure 4-6: Additional Information 4-16

Figure 4-7: More Diagnosis Codes..... 4-18

Figure 4-8: MSP Inquiry Prescription Coverage 4-19

Figure 4-9: MSP Inquiry Summary 4-22

Figure 4-10: MSP Inquiry Search 4-23

Figure 4-11: MSP Inquiry Search Listing 4-24

Figure 4-12: MSP Inquiry Summary 4-25

Figure 5-1: Action Requested..... 5-2

Figure 5-2: Prescription Drug Assistance Request Informant Information..... 5-7

Figure 5-3: Prescription Drug Assistance Request Insurance Information 5-9

Figure 5-4: Prescription Drug Assistance Request Employment Information 5-11

Figure 5-5: Prescription Drug Assistance Request Additional Information 5-13

Figure 5-6: Comments and Remarks 5-14

Figure 5-7: Summary Page 5-15

Figure 5-8: Prescription Drug Assistance Request Search 5-16

Figure 5-9: Search Listing 5-17

Figure 5-10: Summary Page 5-19

Figure 6-1: Prescription Drug Inquiry Initial Information Page..... 6-2

Figure 6-2: Prescription Drug Inquiry Additional Information..... 6-4

Figure 6-3: Prescription Drug Page 6-7

Figure 6-4: Prescription Drug Inquiry Summary..... 6-10

Figure 6-5: Prescription Drug Inquiry Search 6-12

Figure 6-6: Prescription Drug Inquiries Search Listing..... 6-13

Figure 6-7: Prescription Drug Inquiry Summary..... 6-14

Figure 7-1: Contractor Workload Tracking..... 7-2

Figure 7-2: Contractor Workload Tracking Sample..... 7-3

Figure 7-3: CMS Workload Tracking Page 7-5

Figure 7-4: CMS Workload Tracking Sample 7-6

Figure 7-5: QASP Report 7-8

Figure 7-6: QASP Report Listing..... 7-9

Figure 8-1: File Upload Page 8-2

Figure 8-2: Download Response Files 8-3

Figure 8-3: Response File Example 8-4

List of Tables

Table 2-1: Contractor Lookup Heading Bar 2-3

Table 2-2: Contractor Lookup..... 2-4

Table 2-3: Right Side Bar - Quick Help 2-4

Table 2-4: Right Side Bar - User 2-4

Table 2-5: Main Menu 2-5

Table 2-6: Heading Bar 2-6

Table 2-7: Left Side Bar 2-6

Table 2-8: Right Side Bar - Quick Help 2-7

Table 2-9: Right Side Bar - Change Contractor..... 2-7

Table 2-10: Right Side Bar - Contractor 2-7

Table 2-11: Right Side Bar - User 2-7

Table 2-12: Right Side Bar - Beneficiary 2-7

Table 2-13: Right Side Bar – DCN 2-8

Table 3-1: Action Codes..... 3-2

Table 3-2: CWF Assistance Request Action Requested: Left Side Bar 3-4

Table 3-3: HIMR MSP Data List 3-5

Table 3-4: CFW Assistance Request: Pre-populated Fields 3-6

Table 3-5: More on Importing HIMR Records 3-7

Table 3-6: CWF Assistance Request Auxiliary Record Information 3-8

Table 3-7: CWF Assistance Request Informant Information 3-11

Table 3-8: CWF Assistance Request Insurance Information 3-14

Table 3-9: CWF Assistance Request Employment Information 3-17

Table 3-10: CWF Assistance Request Additional Information 3-19

Table 3-11: More Diagnosis Codes 3-20

Table 3-12: CWF Assistance Request Comments/Remarks 3-21

Table 3-13: Action and Related Comments Examples 3-21

Table 3-14: CWF Assistance Request Search 3-24

Table 3-15: CWF Assistance Request Search Listing 3-25

Table 4-1: MSP Inquiry Action Requested..... 4-3

Table 4-2: MSP Inquiry MSP Information 4-5

Table 4-3: MSP Inquiry Informant Information 4-8

Table 4-4: MSP Inquiry Insurance Information 4-12

Table 4-5: MSP Inquiry Employment Information 4-14

Table 4-6: MSP Inquiry Additional Information 4-16

Table 4-7: More Diagnosis Codes 4-18

Table 4-8: MSP Inquiry Prescription Coverage Information 4-19

Table 4-9: MSP Inquiry Search 4-23

Table 4-10: MSP Inquiry Search Listing 4-24

Table 5-1: Prescription Drug Assistance Request Action Requested 5-3

Table 5-2: Prescription Drug Assistance Request Informant Information..... 5-8

Table 5-3: Prescription Drug Assistance Request Insurance Information 5-9

Table 5-4: Prescription Drug Assistance Request Employment Information 5-12

Table 5-5: Prescription Drug Assistance Request Additional Information 5-13

Table 5-6: Prescription Drug Assistance Request Comments and Remarks 5-14

Table 5-7: BCRC Example Action Details 5-14

Table 5-8: Prescription Drug Assistance Request Search 5-16

Table 5-9: Prescription Drug Assistance Requests Search Listing 5-18

Table 5-10: Prescription Drug Assistance Request Summary 5-20

Table 6-1: Prescription Drug Inquiry Initial Information 6-2

Table 6-2: Prescription Drug Inquiry Additional Information..... 6-4

Table 6-3: Prescription Drug Inquiry Prescription Drug..... 6-8

Table 6-4: Prescription Drug Inquiry Search Criteria 6-12

Table 6-5: Prescription Drug Inquiry Search Listing 6-13

Table 6-6: Prescription Drug Inquiry Summary..... 6-15

Table 7-1: Contractor Workload Tracking Selection Criteria 7-2

Table 7-2: Contractor Workload Tracking Report Detail 7-3

Table 7-3: CMS Workload Tracking Selection Criteria..... 7-5

Table 7-4: Reports, Workload Tracking Report Detail 7-6

Table 7-5: QASP Report Selection Criteria 7-8

Table 7-6: QASP Report Listing 7-10

Table 8-1: ECRS File Upload 8-2

Table 8-2: Download Response Files..... 8-3

Table A-1: CWF Assistance Request Required Data: Action Requested..... A-1

Table A-2: CWF Assistance Request Required Data: CWF Auxiliary Record Data A-2

Table A-3: CWF Assistance Request Required Data: Informant Information A-3

Table A-4: CWF Assistance Request Required Data: Insurance Information A-4

Table A-5: CWF Assistance Request Required Data: Employment Information A-5

Table A-6: CWF Assistance Request Required Data: Additional Information A-5

Table A-7: CWF Assistance Request Required Data: Comments/Remarks A-5

Table B-1: MSP Inquiry Required Data: Action Requested B-1

Table B-2: MSP Inquiry Required Data: MSP Information B-1

Table B-3: MSP Inquiry Required Data: Informant Information B-2

Table B-4: MSP Inquiry Required Data: Insurance Information B-3

Table B-5: MSP Inquiry Required Data: Employment Information B-4

Table B-6: MSP Inquiry Required Data: Additional Information B-5

Table B-7: MSP Inquiry Required Data: Prescription Coverage B-5

Table C-1: Prescription Drug Assistance Request Required Data: Action Requested C-1

Table C-2: Prescription Drug Assistance Request Required Data: Informant Information C-2

Table C-3: Prescription Drug Assistance Request Required Data: Insurance Information C-2

Table C-4: Prescription Drug Assistance Request Required Data: Employment Information... C-3

Table C-5: Prescription Drug Assistance Request Required Data: Additional Information C-4

Table C-6: Prescription Drug Assistance Request Required Data: Comments/Remarks C-4

Table D-1: Prescription Drug Inquiry Required Data: Initial Information D-1

Table D-2: Prescription Drug Inquiry Required Data: Additional Information D-1

Table D-3: Prescription Drug Inquiry Required Data: Prescription Coverage D-2

Table E-1: Reason Codes E-1

Table F-1: Remark Codes F-1

Table G-1: CWF Assistance Request Header Record Layout G-1

Table G-2: CWF Assistance Request Trailer Record Layout G-2

Table G-3: CWF Assistance Request Detail Record Layout G-3

Table G-4: CWF Assistance Request Response Header Record Layout G-26

Table G-5: CWF Assistance Request Response Detail Record Layout G-27

Table G-6: Prescription Drug Assistance Request Header Record Layout G-33

Table G-7: Prescription Drug Assistance Request Trailer Record Layout G-34

Table G-8: Prescription Drug Assistance Request Detail Record Layout G-35

Table G-9: Prescription Drug Assistance Request Response Header Record Layout G-45

Table G-10: Prescription Drug Assistance Request Response Detail Record Layout G-46

Table G-11: MSP Inquiry Header Record Layout G-51

Table G-12: MSP Inquiry Trailer Record Layout G-52

Table G-13: MSP Inquiry Detail Record Layout G-53

Table G-14: MSP Inquiry Response Header Record Layout G-81

Table G-15: MSP Inquiry Response Detail Record Layout G-82

Table G-16: Prescription Drug Inquiry Header Record Layout G-87

Table G-17: Prescription Drug Inquiry Trailer Record Layout G-88

Table G-18: Prescription Drug Inquiry Detail Record Layout G-89

Table G-19: Prescription Drug Inquiry Response Header Record Layout G-97

Table G-20: Prescription Drug Inquiry Response Detail Record Layout G-98

Table H-1: Header Record Errors H-1

Table H-2: Trailer Record Errors H-1

Table H-3: Detail Record and File Structure Errors H-1

Table H-4: Response Record ErrorsH-1
 Table I-1: Am I Using the Correct Option?..... I-1
 Table J-1: Excluded ICD-9 Diagnosis Codes for No-Fault Plan Insurance Type DJ-1
 Table J-2: Excluded ICD-10 Diagnosis Codes for No-Fault Plan Insurance Type DJ-6
 Table K-1: Acronyms..... K-1

Chapter 1: Summary of Version 5.6 Updates

The following updates have been made in Version 5.6 of the ECRS Web User Guide:

- To help Medicare Administrative Contractors (MACs) recognize when Ongoing Responsibility for Medicals (ORM) exist for claims submitted by providers, an ORM indicator has been added to the *CWF Assistance Request Auxiliary Record Information* page, and associated summary screen, which displays a read-only value indicating whether ORM was reported on the Health Utilization Secondary Payer (HUSP) transaction. However, if the *Import HIMR Data* option was not selected, an ORM indicator will not display on these screens. Available values are **Y** (“Yes” ORM exists) or a “Space” (ORM does not exist, or existence of ORM is unknown. See Section 3.3)
- With the implementation of ICD-10 diagnostic codes, all references to the October 2015 start date have been removed.
- To meet 508-compliance requirements, an Adobe Reader link has been added at the navigation to the top of all screens. See Figure 2-1.

Chapter 2: Introduction

This chapter contains an introduction to the Electronic Correspondence Referral System (ECRS) Web User Guide.

2.1 What is ECRS?

Note: Please see the Confidentiality and Disclosure of Information statement on the inside of the title page regarding the appropriate handling of information contained in ECRS.

ECRS allows authorized users at Medicare contractor sites and authorized CMS Regional Offices (ROs) to fill out various online forms and electronically transmit requests for changes to existing CWF MSP information, and inquiries concerning possible MSP coverage. Transactions are automatically stored on the Coordination of Benefits (COB) contractor's system. Each evening, a batch process reads the transactions and processes the requests. The status of each transaction is updated as it moves through the system.

Transactions are entered and viewed in ECRS by contractor number. An organization with more than one contractor number must determine how it wants to group its activity. If the organization wants to see all records together, it should use only one contractor number for all ECRS activities. If the organization wants to distinguish the transactions by contract, it should use its different contractor numbers.

2.2 ECRS Web CBTs

Register for Computer-Based Training (CBT) courses by sending an e-mail to LMS@Strategichs.com. Specify that you are requesting the ECRS Web CBT curriculum. Once your request is processed, an e-mail notification containing the instructions for accessing the course will be sent to you.

2.3 About this Guide

This guide was written to help you understand the Electronic Correspondence Referral System (ECRS) for the web. Chapter 1, Summary of User Guide Updates, provides an overview of all significant revisions to this version of the ECRS Web User Guide.

Chapter 2: *Introduction*, is the section you are reading now. It contains information about how to use the guide. It also includes basic information about ECRS. If you are unfamiliar with the system or are not an experienced computer user, read the entire Introduction before reading the rest of the guide.

Chapter 3: *CWF Assistance Request Transactions*, contains step-by-step instructions for performing CWF assistance transactions, as well as examples of web pages in ECRS Web, with complete descriptions of the fields.

Chapter 4: *MSP Inquiry Transactions*, contains step-by-step instructions for performing MSP inquiry transactions, as well as examples of web pages in ECRS Web, with complete descriptions of the fields.

Chapter 5: *Prescription Drug Assistance Request Transactions*, contains step-by-step instructions for performing prescription drug assistance transactions, as well as examples of web pages in ECRS Web, with complete descriptions of the fields.

Chapter 6: *Prescription Coverage Inquiry Transactions*, contains step-by-step instructions for performing Prescription Coverage inquiry transactions, as well as examples of web pages in ECRS Web, with complete descriptions of the fields.

Chapter 7: *Workload Tracking Reports*, details how to run and display the Tracking report for Medicare contractors, as well as CMS and RO users.

Chapter 8: *Uploading & Downloading Files*, contains step-by-step instructions for uploading assistance request and inquiry files to ECRS Web, as well as downloading response files.

Appendices A, B, C, and D are Required Data Reference tables that provide a quick way to determine the data required for completing assistance requests and inquiries.

Appendix E: *Reason Codes*, lists all possible Reason codes that are available in ECRS Web.

Appendix F: *CWF Remark Codes*, lists all possible Remark codes that can be entered on the first page of CWF Assistance requests.

Appendix G contains *File Layouts*, which outlines how files must be formatted to be successfully uploaded to ECRS Web.

Appendix H lists all possible error codes that may be returned on a transaction response file, along with their descriptions.

Appendix I: *Frequently Asked Questions*, contains a list of common questions about ECRS Web, along with the corresponding answers.

Appendix J defines terms and acronyms associated with ECRS.

2.4 How to Use the Required Data Reference Tables

The reference tables in Appendices A, B, C and D list the page names associated with completing an assistance request or inquiry. Below each page name are the data fields on the page. Across from each field, there is a Y or N, indicating if the field is required. The Notes column dictates when that field is required, if applicable. If the field is marked as required, and the Notes column is blank, then the field is required in all circumstances. If the field is marked as required, and there is information in the Notes column, that indicates that the field is only required in the situations listed.

2.5 User Guide Conventions

This section explains how information appears in the guide. Understanding the conventions will help you to better understand the tasks and web page explanations.

Information that links/navigates to other information within the application appears in bold typeface. For example, in the following instruction, “click **Continue**,” continue is in bold typeface because you must click on that link to go to the next page.

System messages appear in CAPITAL LETTERS. For example: The system displays the message, “HICN NOT ENTERED.”

Application web page examples are representative of the pages that you see within the ECRS web. The actual information may not be the same, unless otherwise noted in the guide.

Pointers throughout the guide can help you locate information. The guide includes a master Table of Contents in the front, and smaller Tables of Contents at the beginning of the chapters. In addition, headers and footers can be used to determine where you are in the guide.

2.6 Basic Functions

2.6.1 EIDM Registration and ECRS Access

Individuals who require access to the ECRS Web must first register and create an account through the Enterprise Identity Management (EIDM) system at the CMS Enterprise Portal: <https://portal.cms.gov>.

2.6.2 ECRS Login

Once you are registered through the EIDM and have been approved to access ECRS, you will need to have a contractor number and access code to log into ECRS. If you have a contractor number but need assistance obtaining an access code, please contact ECRSHELP@ehmedicare.com

1. Go to the ECRS Web URL: <https://www.cob.cms.hhs.gov/ECRS>
2. Enter your EIDM User ID and Password.

The ECRS *Federal Systems Login Warning* page displays.

3. Read the *Federal Systems Login Warning* and click **I Accept** at the bottom of the page.

The system displays the ECRS *Contractor Lookup* page (Figure 2-1).

Figure 2-1: Contractor Lookup Page

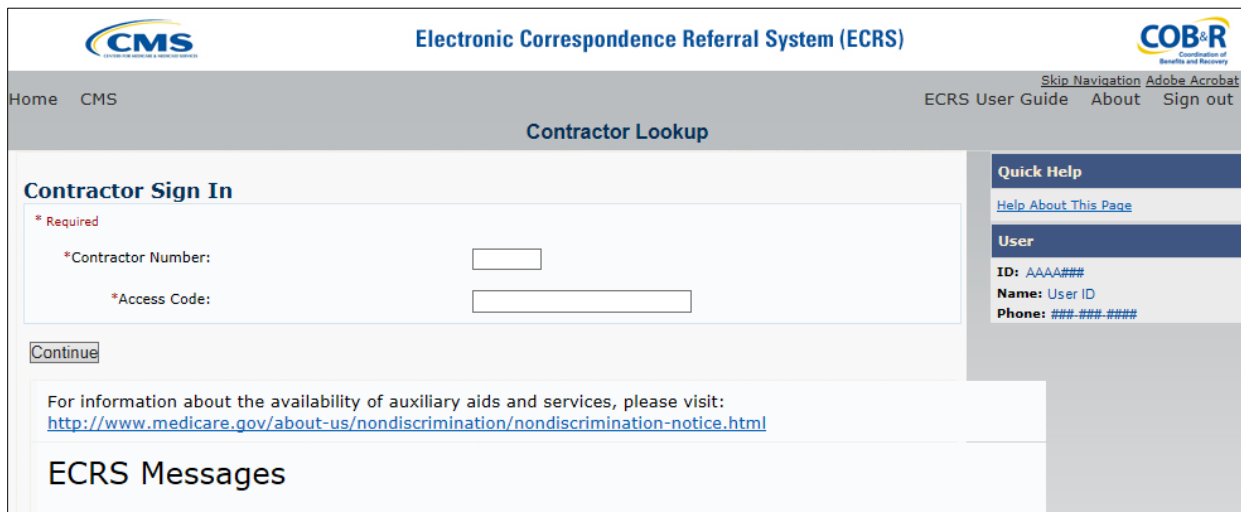


Table 2-1: Contractor Lookup Heading Bar

Navigation Link	Description
HOME	Click to return to the <i>Main Menu</i> page.
CMS	Click to link to the CMS website http://www.cms.gov .
Adobe Acrobat	Click to open a link to download Acrobat Reader.
ECRS User Guide	Click to access this user guide.
ABOUT	Click to display information about the ECRS Web menu options.
SIGN OUT	Click to leave the ECRS Web application. The system returns you to the <i>CMS Access Management Logon</i> Page.

Table 2-2: Contractor Lookup

Field	Description
CONTRACTOR NUMBER	Unique five-digit identification number assigned to each Medicare contractor by CMS. <i>Required field</i> for contractors. Or Group Health Incorporated (GHI) , CMS, or Regional Office (RO) identification number. <i>Required field</i> for GHI, CMS, and RO users.
ACCESS CODE	Five-character authorization code assigned by the BCRC. <i>Required field</i> for contractors. Or Five-character authorization code for GHI, CMS, and RO users. <i>Required field</i> for GHI, CMS, and RO users.
SUBMITTER TYPE	Type of submitter. Select “Part C” or “Part D.” Note: This field displays for users who can submit Part C or Part D data, after the CONTRACTOR NUMBER and ACCESS CODE fields have been populated.
ECRS MESSAGES	Location of messages for ECRS web users to keep them informed of upcoming events, maintenance, or other system-specific information.
CONTINUE	Command button. Click to navigate to the <i>Main Menu</i> page.

Contractor Lookup Page - Right Side Bar

1. The right side bar of the *Contractor Lookup* Page is divided into two sections: Quick Help and User.
2. Enter the appropriate values in the CONTRACTOR NUMBER and ACCESS CODE fields.
For users who can submit Part C or Part D data, the *Contractor Sign-In* page redisplay, with the CONTRACTOR NUMBER and ACCESS CODE fields disabled, with a SUBMITTER TYPE field displayed and enabled.
3. Select a Submitter Type.
4. Click the **Continue** button. The system then displays the *Main Menu* page (Figure 2-2).

Table 2-3: Right Side Bar - Quick Help

Quick Help	Description
Help About This Page	Click to display helpful information for completing the page.

Table 2-4: Right Side Bar - User

Field	Description
ID	User ID of person logged in. (<i>protected field</i>)
NAME	Name of person associated with the User ID. (<i>protected field</i>)
PHONE	Phone number associated with the User ID. (<i>protected field</i>)

2.6.3 Main Menu

The *Main Menu* page is the Home page for the ECRS Web application (Figure 2-2). Select the tasks you want to perform from this page. Click on a link to access information in ECRS.

The ECRS *Main Menu* is divided into four sections: Create Requests or Inquiries, Search for Requests or Inquiries, Reports, and Files. Each section includes various navigation links that will direct you to the applicable ECRS web page (Table 2-5).

Figure 2-2: Main Menu

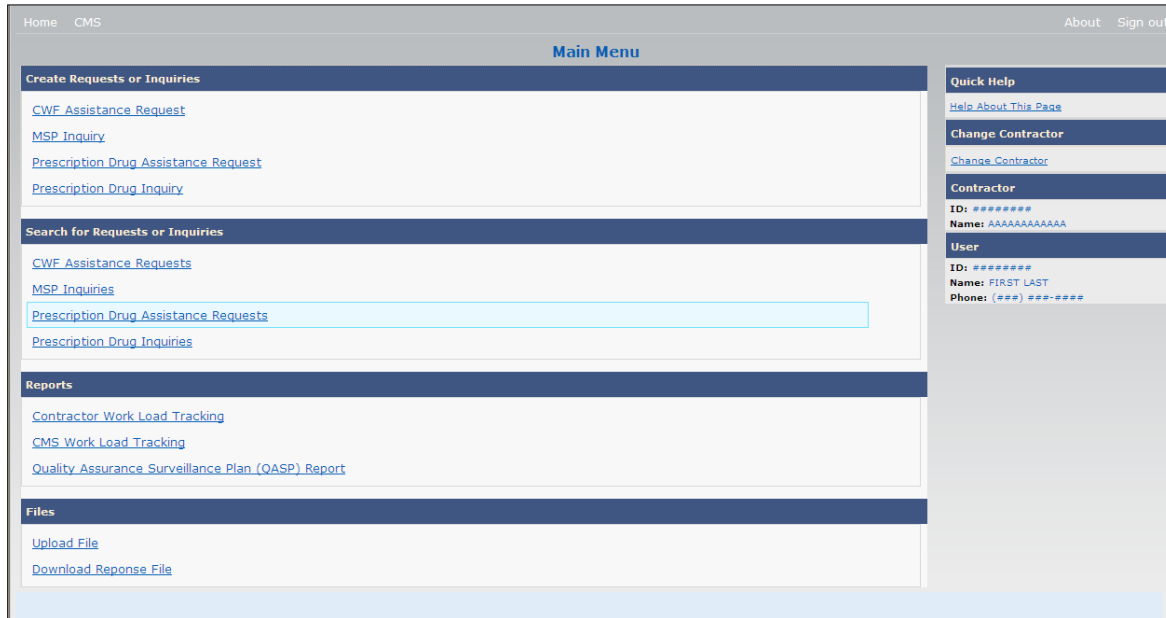


Table 2-5: Main Menu

Link	Description
CWF ASSISTANCE REQUEST	Click CWF Assistance Request to enter a new CWF Assistance Request.
MSP INQUIRY	Click MSP Inquiry to enter a new MSP Inquiry.
PRESCRIPTION DRUG ASSISTANCE REQUEST	Click Prescription Drug Assistance Request to enter a new Prescription Drug Assistance Request. Note: This field displays for users who can submit Part C or Part D data.
PRESCRIPTION COVERAGE INQUIRY	Click Prescription Coverage Inquiry to enter a new Prescription Drug Inquiry.
CWF ASSISTANCE REQUESTS	Click CWF Assistance Requests to enter search criteria to locate a CWF Assistance Request.
MSP INQUIRIES	Click MSP Inquiries to enter search criteria to locate an MSP Inquiry.
PRESCRIPTION DRUG ASSISTANCE REQUESTS	Click Prescription Drug Assistance Requests to enter search criteria to locate a Prescription Drug Assistance Request.
PRESCRIPTION COVERAGE INQUIRIES	Click Prescription Coverage Inquiries to enter search criteria to locate a Prescription Coverage Inquiry.
CONTRACTOR WORKLOAD TRACKING	Click Contractor Workload Tracking to select criteria and display the workload tracking report for your contractor.

Link	Description
CMS WORKLOAD TRACKING	Click CMS Workload Tracking to select criteria and display the workload tracking report for contractors. Note: Restricted to CMS and Regional Offices
QUALITY ASSURANCE SURVEILLANCE PLAN (QASP) REPORT	Click Quality Assurance Surveillance Plan (QASP) Report to select criteria and display the QASP report. Note: Restricted to CMS and Regional Offices
UPLOAD FILE	Click Upload File to upload ECRS transaction files. Note: File Upload and Download are restricted to selected users. Contact the EDI Help desk at (646) 458-6740 for additional information.
DOWNLOAD RESPONSE FILE	Click Download Response File to download the ECRS response files. Note: File Upload and Download are restricted to selected users. Contact the EDI Help desk at (646) 458-6740 for additional information.

2.6.4 Navigation Links

The following navigation links are displayed on each page that is opened from the *Main Menu*. The Right-Side Bar will display four to six sections of links and fields, as well as different link combinations, depending on the page displayed.

Table 2-6: Heading Bar

Navigation Link	Description
HOME	Returns to the Main Menu page.
CMS	Links to the CMS website http://www.cms.gov .
ABOUT	Displays information about the ECRS Web menu options.
SIGN OUT	Exits the ECRS web application.

Table 2-7: Left Side Bar

Navigation Link	Description
ACTION REQUESTED	Goes to the <i>Action Requested</i> page.
CWF AUXILIARY RECORD INFORMATION	Goes to the <i>CWF Auxiliary Record Data</i> page.
INFORMANT INFORMATION	Goes to the <i>Informant Information</i> page.
INSURANCE INFORMATION	Goes to the <i>Insurance Information</i> page.
EMPLOYMENT INFORMATION	Goes to the <i>Employment Information</i> page.
ADDITIONAL INFORMATION	Goes to the <i>Additional Information</i> page.
COMMENTS/REMARKS	Goes to the <i>Comments/Remarks</i> page.
SUMMARY	Goes to the <i>Summary</i> page.

Table 2-8: Right Side Bar - Quick Help

Navigation Link	Description
Help About This Page	Click to display helpful information for completing the page.

Table 2-9: Right Side Bar - Change Contractor

Navigation Link	Description
CHANGE CONTRACTOR	Click to change the contractor number and access code on the Contractor <i>Sign In</i> page. Note: You will lose all data for the current contractor

Table 2-10: Right Side Bar - Contractor

Field	Description
ID	Contractor Number or CMS ID entered on the <i>Contractor Sign-In</i> page. (<i>protected field</i>)
NAME	Name of Contractor associated with the Contractor Number, or Regional Office associated with the CMS ID. (<i>protected field</i>)

Table 2-11: Right Side Bar - User

Field	Description
ID	User ID of person logged in. (<i>protected field</i>)
NAME	Name of person associated with the User ID. (<i>protected field</i>)
PHONE	Phone number associated with the User ID. (<i>protected field</i>)

For some pages, beneficiary and DCN Information is retrieved from the system using the **HICN** entered on the *Action Requested* page (Section 3.2). This information will be carried forward on subsequent pages opened from the Main Menu, and it will be displayed on the right side bar. This information will not be editable.

Table 2-12: Right Side Bar - Beneficiary

Field	Description
HICN	Health Insurance Claim Number of the beneficiary. (<i>protected field</i>)
SSN	Social Security Number of the beneficiary. (<i>protected field</i>)
NAME	Name of the beneficiary. (<i>protected field</i>)
ADDRESS	Street address of the beneficiary. (<i>protected field</i>)
CITY, STATE	City and State associated with street address of the beneficiary. (<i>protected field</i>)
ZIP	Zip code associated with street address of the beneficiary. (<i>protected field</i>)
SEX	Sex of the beneficiary. (<i>protected field</i>)
DOB	Date of birth of the beneficiary. (<i>protected field</i>)

Table 2-13: Right Side Bar – DCN

The DCN table will display a set of the following fields, depending on which page you display from the Main Menu.

Field	Description
ID	Document Control Number assigned by the contractor to correspondence and/or paperwork associated with transaction. (<i>protected field</i>)
ORIGIN DATE	Date of submission. (<i>protected field</i>)
STATUS	<p>Two-character code explaining the location in the COB system process (<i>protected field</i>)</p> <p>CM Completed</p> <p>DE Delete (do not process) ECRS CWF Assistance Request</p> <p>HD Hold, individual not yet a Medicare beneficiary</p> <p>IP In process, being edited by COB</p> <p>NW New, not yet read by COB</p> <p>Note: STATUS will always be NW until the transaction is processed.</p>
REASON	<p>Two-character code explaining the status reason. (See Appendix E for the complete list of codes.) (<i>protected field</i>)</p> <p>Note: REASON will always be 01 until the transaction is processed.</p>
DCN	<p>Document Control Number assigned by the contractor to correspondence and/or paperwork associated with transaction (<i>required field</i>)</p> <p>The system auto-generates the DCN, but it can be changed by the user.</p>
HICN	<p>Health Insurance Claim Number of the beneficiary (<i>required field</i>). Type HICN without dashes, spaces, or other special characters.</p> <p>Note: The system looks up the HICN to ensure the most current HICN has been entered. If the most current HICN has not been entered the system replaces the entered HICN with the most current HICN.</p>
ACTIVITY CODE	<p>Activity of the contractor (<i>required field</i>). Valid values are:</p> <p>C Claims (Pre-Payment)</p> <p>D Debt Collection/Referral</p> <p>G Group Health Plan</p> <p>I General Inquiries</p> <p>N Liability, No Fault, Workers' Compensation, and Federal Tort Claim Act</p>
ACTION	<p>Two-character code defining the action to take on the MSP auxiliary occurrence at CWF (<i>required field</i>).</p> <p>Notes: Enter up to four Actions unless the CWF Assistance Request is to:</p> <ul style="list-style-type: none"> • Delete occurrence (DO) • Redevelop a deleted CWF record (DR) • Investigate/ possible duplicate for deletion (ID) • Note a vow of poverty (VP) • Develop for Employer Information (DE) • Develop for Insurer Information (DI) <p>You cannot combine these six Actions with any other Actions.</p> <p>Action MT only applies when supplemental type is Primary.</p>

Field	Description
SOURCE	Four-character code identifying source of the information (<i>required field</i>). Valid values are: CHEK = Unsolicited check LTTR = Letter PHON = Phone call SCLM = Claim submitted to Medicare contractor for secondary payment SRVY = Survey
IMPORT HIMR MSP DATA	Defaults to Yes, but can be changed to No. See Section 3.2.2 for more information.
CONTINUE	Command button. Click to go to the next page. Note: All <i>required fields</i> must be populated before clicking Continue .
CANCEL	Command button. Click to return to the Main Menu.

Chapter 3: CWF Assistance Request Transactions

This chapter provides you with step-by-step instructions to perform a CWF assistance request. Examples and explanations are provided for each page in ECRS. If you are a new user, this chapter can help you use the system as you learn it. You can also use this chapter to determine what information is contained in each field or what you should enter in a field. It can also help you to navigate through the CWF assistance request transaction process if you are lost. If you are an experienced user, you can use the chapter as a quick reference for a web page that you use infrequently.

3.1 Adding a CWF Assistance Request Transaction

Use the **CWF Assistance Request** link under Create Requests or Inquiries on the Main Menu, to add CWF Assistance Request transactions for existing CWF MSP auxiliary occurrences.

To submit an inquiry to the Benefits Coordination & Recovery Center about a new or possible MSP situation not yet documented at CWF, use the **MSP Inquiry** link on the Main Menu.

3.1.1 Retrieving Beneficiary Information

Beneficiary Information is automatically retrieved when the Health Insurance Claim Number (HICN) and other required data is entered and saved on the first page of the CWF Assistance Request (Action Requested page). The information is displayed on the right side bar, and carried forward on the CWF Assistance Request transaction.

3.1.2 Action Codes

ECRS uses action codes to determine what information should be updated on the MSP auxiliary occurrence at CWF or what type of special processing should be performed on an MSP auxiliary occurrence. For example, if you type action code EI in the ACTION(S) field, only the information you type in the employer fields (employer name, street, city, ZIP code, EIN, and employee number) will be updated on the MSP auxiliary occurrence at CWF.

For CWF Assistance Request transactions, you are required to enter at least one ACTION, but you have the ability to enter a maximum of four codes. For MSP inquiries, you are not required to enter any ACTIONS. Table 3-1 lists all action codes available in ECRS Web.

If you type information in a field (for example, TERMINATION DATE), but you do not type the corresponding ACTION (for example, TD) in the ACTION field, the system will not update that information on the MSP auxiliary occurrence at CWF.

Table 3-1: Action Codes

Description	Action Code
Change Attorney Information	AI
Add Policy and/or Group Number	AP
Add CWF Remark Codes	AR
Develop for Prescription BIN	BN
CMS Grouping Code	CA
Date of Injury/Date of Loss Changes	CD
Closed or Settled Case	CL
Incorrect ESRD Coordination Period	CP
Change Termination Date	CT
Change Prescription Values (BIN, Group, PCN)	CX
Develop to the Attorney	DA
Develop to the Diagnosis Code	DD
Develop for Employer Information	DE
Develop for Insurer Information	DI
Mark Occurrence for Deletion	DO
Investigate Closed or Deleted Record	DR
Develop For Termination Date	DT
Change Diagnosis Code	DX
Change Employer Address	EA
Change Effective Date	ED
Develop for Effective Date	EF
Change Employer Information	EI
Employer Size Below Minimum	ES
Develop for Group Number	GR
Investigate/Possible Duplicate for Deletion	ID
Change Insurer Information	II
Change Insurance Type	IT
Add No-Fault to Liability Record	LR
Change MSP Type	MT
SSN/HICN Mismatch	MX
Create Duplicate No-Fault Record	NR
Update Prescription Person Code	PC
Change Pre-Paid Health Plan (PHP) Date	PH

Description	Action Code
Develop for/add PCN	PN
Change Patient Relationship	PR
Add Termination Date	TD
Update A Record For A Vow Of Poverty	VP
Notify COB Of Updates To WCMSA Cases	WN

3.2 Action Requested Page

The *Action Requested* page is the first page displayed when adding a new CWF Assistance Request. The information entered on this page determines required information on subsequent pages.

1. From the *Main Menu* page, click the **CWF Assistance Request** link under Create Requests or Inquiries. The system displays the *Action Requested* page and navigation links (Figure 3-1).
2. Type/select data in all of *the required fields* on the *Action Requested* page, and click the **Continue** button. *Required fields* are noted with a red asterisk (*) and are as follows:
 - DCN
 - HICN
 - ACTIVITY CODE
 - ACTION
 - SOURCE

Note: For information on importing HIMR MSP Data for CWF Assistance Requests, see Figure 3-2. If beneficiary information is not found for the HICN you have entered, you will not be able to continue the CWF Assistance Request.

3. After all relevant fields have been entered, click **Continue** to go to the CWF Auxiliary Record Data page, or select a page link from the left side bar.
4. If you selected to import HIMR MSP data, clicking **Continue** displays the HIMR MSP Data List (Figure 3-2).
5. To exit the CWF Assistance Request Detail pages, click the **Home** link to return to the Main Menu or click **Sign Out** to exit the application.

Figure 3-1: CWF Assistance Request Action Requested



3.2.1 Navigation Links

Several basic navigation links are displayed on every *Main Menu* page. See Section 2.6.3 for descriptions of the Heading Bar links and the Right-Side Bar links and fields.

Table 3-2: CWF Assistance Request Action Requested: Left Side Bar

Navigation Link	Description
ACTION REQUESTED	Goes to the <i>Action Requested</i> page.
CWF AUXILIARY RECORD INFORMATION	Goes to the <i>CWF Auxiliary Record Information</i> page.
INFORMANT INFORMATION	Goes to the <i>Informant Information</i> page.
INSURANCE INFORMATION	Goes to the <i>Insurance Information</i> page.
EMPLOYMENT INFORMATION	Goes to the <i>Employment Information</i> page.
ADDITIONAL INFORMATION	Goes to the <i>Additional Information</i> page.
COMMENTS/REMARKS	Goes to the <i>Comments/Remarks</i> page.
SUMMARY	Goes to the <i>Summary</i> page.

3.2.2 Importing HIMR MSP Information for CWF Assistance Requests

Importing HIMR MSP data allows you to retrieve HIMR BENA and MSPD screens at each host site. The system then transfers that information to the CWF Assistance Request Detail pages and populates the associated fields.

Follow the steps below to import HIMR MSP data for a new CWF Assistance Request.

Note: The HIMR application may be inconsistent after 5 pm. EST.

1. From the Action Requested page, which is the first page of the CWF Assistance Request, type/select all relevant fields, set Import HIMR MSP Data to “Yes,” and click **Continue**.

The system retrieves MSP data, displaying all aux record numbers associated with the HICN, and displays them on the HIMR MSP Data List (Figure 3-2).

- To select HIMR MSP data and transfer it to the CWF Assistance Request Detail pages, click the **AUX REC #** link next to that record. **Note:** Only records with a validity indicator of Y can be selected.

The system pre-populates certain fields through the CWF assistance request process (Table 3-4).

Figure 3-2: HIMR MSP Data List

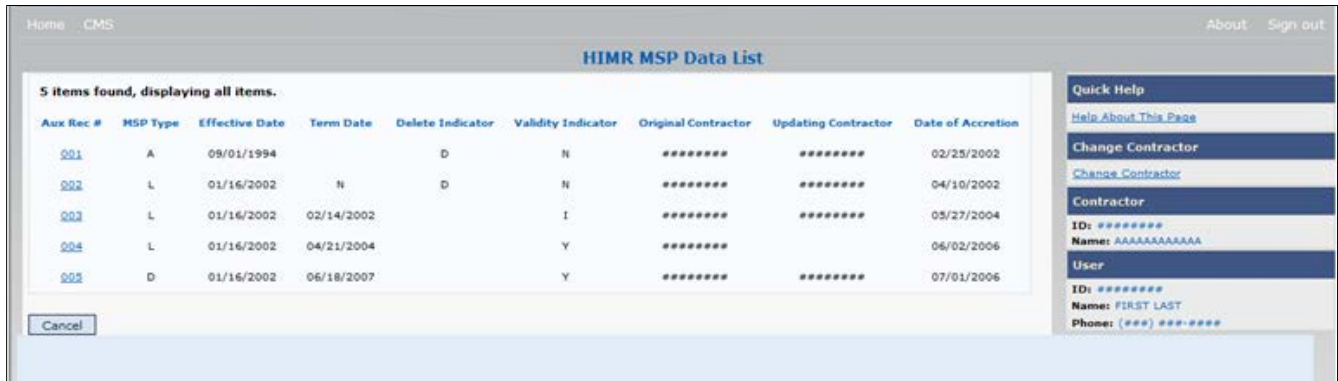


Table 3-3: HIMR MSP Data List

Field	Description
AUX REC #	Record number of the MSP auxiliary occurrence in CWF. Click to select the record and transfer the data to the <i>CWF Auxiliary Record Data</i> page.
MSP TYPE	Description of the MSP coverage type. Valid values are: A Working Aged B ESRD C Conditional Payment D Automobile Insurance, No Fault E Workers' Compensation F Federal (Public) G Disabled H Black Lung I Veterans L Liability W Workers' Compensation Medicare Set Aside
EFFECTIVE DATE	Effective date of the MSP coverage.
TERM DATE	Termination date of the MSP coverage.
ORIGINAL CONTRATOR	Contractor number of the contractor that created the original MSP occurrence at CWF.
DELETE INDICATOR	Indicates if the record has been deleted. Valid values are: D Deleted Blank Not Deleted

Field	Description
VALIDITY INDICATOR	Indicates if the record is active. Valid values are: I Under Development Y MSP Coverage Confirmed N No MSP Coverage
UPDATING CONTRACTOR	Contractor number of the contractor that most recently updated the MSP occurrence.
DATE OF ACCRETION	Accretion date of MSP coverage in MMDDCCYY format.
CANCEL	Command button. Click to return to the Main Menu.

Table 3-4: CFW Assistance Request: Pre-populated Fields

Page	Pre-Populated Fields
CWF AUXILIARY RECORD DATA	MSP Type Patient Relationship Auxiliary Record # Originating Contractor Effective Date Termination Date Accretion Date
INSURANCE INFORMATION	Insurance Company Name Address City State Zip Insurance Type Group Number Policy Number Subscriber Name
ADDITIONAL INFORMATION	Diagnosis Codes

Refer to the following for additional actions:

Table 3-5: More on Importing HIMR Records

If you...	Follow these steps:
Don't get a list of HIMR records	<ol style="list-style-type: none"> 1. Check to make sure the HICN entered is correct. 2. Check the time. The HIMR application may be unavailable before 8 am and after 5 pm EST.
Want to use this imported information	<ol style="list-style-type: none"> 1. Change information in any of the fields by typing the correct information over the imported information, if necessary. 2. Continue the CWF assistance request process.
Want to select a different MSP record for the beneficiary if you have already transferred HIMR data to the CWF Auxiliary Record Data page.	From the CWF Auxiliary Record Data page, click Back To List , and click the Aux Rec # link, next to the record you want to select.
Do not want to use this imported information, but want to look up a new beneficiary	<ol style="list-style-type: none"> 1. Type the new beneficiary's HICN in the HICN field on the Action Requested page. 2. Set Import HIMR MSP Data to "Yes". 3. Click the Continue button to display the HIMR MSP DATA List. 4. Click the AUX REC # link next to the record you want to select.
Want to return to the <i>CWF Assistance Request Action Requested</i> page without selecting data	Click Cancel .

3.3 CWF Auxiliary Record Information Page

1. Enter/select information on the *CWF Auxiliary Record Information* page that associates the assistance request with an MSP auxiliary record (Figure 3-3).

Note: Some ICD-9 and ICD-10 diagnosis codes cannot be submitted when the MSP record type is "D-Automobile Insurance, No Fault." If you attempt to submit these codes, the following error message is displayed: "Diagnosis code [number] is invalid with insurer type of No-Fault" For details, see Appendix J.

2. After all relevant fields have been entered, click the **Continue** button to go to the *Informant Information* page, or select a page link from the left side bar.

Figure 3-3: CWF Assistance Request Auxiliary Record Information

The screenshot shows a web application interface for entering auxiliary record information. The main content area contains several required fields (marked with an asterisk) for MSP Type, Patient Relationship, Auxiliary Record #, and Effective Date. There are also optional fields for New MSP Type, New Patient Relationship, New Effective Date, Termination Date, and an unchecked checkbox for 'Remove Existing Termination Date'. The ORM field is set to 'N/A'. At the bottom of the form are 'Continue' and 'Cancel' buttons. On the right side, there is a sidebar with sections for 'Quick Help', 'Change Contractor', 'Contractor' (ID: E0001, Name: TEST ECRS CONTRACTOR), 'User' (ID: #####, Name: #####, Phone: ###-###-####), 'Beneficiary' (HICN: #####A, SSN: ##-##-2059, Name: First Last, Address: Street Address, City, State: City State, Zip: 28269-1564, Sex: #####, DOB: #####), and 'DCN' (ID: #####, Origin Date: ##/##/###, Status: NW - New, not yet read by COB, Reason: 01 - Not yet read by COB, used with NW status).

Table 3-6: CWF Assistance Request Auxiliary Record Information

Field	Description
MSP TYPE	One-character code identifying the type of MSP coverage (<i>required field</i>). Description of code displays next to value. Valid values are: A Working Aged B ESRD C Conditional Payment D Automobile Insurance, No Fault E Workers' Compensation F Federal (Public) G Disabled H Black Lung L Liability W Workers' Compensation Medicare Set Aside
NEW MSP TYPE	One-character code identifying the type of new MSP coverage. Description of code displays next to value. <i>Required field</i> when ACTION is MT.

Field	Description										
PATIENT RELATIONSHIP	<p>Patient relationship between the policyholder and the beneficiary (<i>required field</i>). Description of code displays next to value.</p> <p>Valid values are:</p> <ul style="list-style-type: none"> 01 Patient is policy holder 02 Spouse 03 Natural child, insured has financial responsibility 04 Natural child, insured does not have financial responsibility 05 Stepchild 06 Foster child 07 Ward of the Court 08 Employee 09 Unknown 10 Handicapped dependent 11 Organ donor 12 Cadaver donor 13 Grandchild 14 Niece/nephew 15 Injured plaintiff 16 Sponsored dependent 17 Minor dependent of a minor dependent 18 Parent 19 Grandparent dependent 20 Domestic partner (Effective April, 2004.) <p>For the following MSP Types, the patient relationship codes listed to the right are the only valid values that can be used:</p> <table border="0" style="width: 100%;"> <thead> <tr> <th style="text-align: left;">MSP Type</th> <th style="text-align: left;">Patient Relationship Code</th> </tr> </thead> <tbody> <tr> <td colspan="2">-----</td> </tr> <tr> <td>A</td> <td>01, 02</td> </tr> <tr> <td>B</td> <td>01, 02, 03, 04, 05, 18, 20</td> </tr> <tr> <td>G</td> <td>01, 02, 03, 04, 05, 18, 20</td> </tr> </tbody> </table>	MSP Type	Patient Relationship Code	-----		A	01, 02	B	01, 02, 03, 04, 05, 18, 20	G	01, 02, 03, 04, 05, 18, 20
MSP Type	Patient Relationship Code										

A	01, 02										
B	01, 02, 03, 04, 05, 18, 20										
G	01, 02, 03, 04, 05, 18, 20										
NEW PATIENT RELATIONSHIP	<p>New patient relationship between the policyholder and the beneficiary. Description of code displays next to value</p> <p><i>Required field</i> when ACTION is PR.</p>										
AUXILIARY RECORD #	<p>Record number of the MSP auxiliary occurrence in CWF (<i>required field</i>)</p> <p>Note: Part D contractors must enter '001' when aux number is unknown.</p>										
ORIGINATING CONTRACTOR	<p>Contractor number of contractor that created the original MSP occurrence at CWF (<i>required field</i>)</p>										
EFFECTIVE DATE	<p>Effective date of MSP coverage in MMDDCCYY format (<i>required field</i>)</p>										
NEW EFFECTIVE DATE	<p>New effective date of MSP coverage in MMDDCCYY format.</p> <p><i>Required field</i> when ACTION is ED.</p>										

Field	Description
TERMINATION DATE	Termination date of MSP coverage in MMDDCCYY format. Required when ACTION is TD or CT.
REMOVE EXISTING TERMINATION DATE	Check to remove an existing termination date.
ACCRETION DATE	Accretion date of MSP coverage in MMDDCCYY format.
ORM	Indicator for Ongoing Responsibility for Medicals. This field is read-only. Available values are Y (“Yes” ORM exists) or a “Space” (ORM does not exist, or existence of ORM is unknown). Notes: Once ORM is reported as Y , then even after ORM has terminated, the record will continue to display an indicator of “Y.” <i>If you did not select the Import HIMR Data option, you will not see an ORM indicator on this screen.</i>
CONTINUE	Command button. Click to go to the Informant Information page.
CANCEL	Command button. Click to return to the Main Menu.

3.4 Informant Information Page

1. Enter information on the *Informant Information* page regarding the person who informed you of the change in MSP coverage.
2. After all relevant fields have been entered, click the **Continue** button to go to the *Insurance Information* page, or select a page link from the left side bar.

Figure 3-4: CWF Assistance Request Informant Information

The screenshot shows the 'CWF Assistance Request Informant Information' page. The main form contains the following fields:

- First Name:
- Middle Initial:
- Last Name:
- Address:
- City:
- State, Zip: Please Select
- Phone: () -
- Relationship: Please Select

At the bottom of the form are 'Continue' and 'Cancel' buttons. The left sidebar has a menu with 'Informant Information' selected. The right sidebar shows user and beneficiary information, including ID, Name, Address, City, State, Zip, Sex, DOB, and DCN.

Table 3-7: CWF Assistance Request Informant Information

Field	Description
FIRST NAME	First name of the person informing the contractor of the change in MSP coverage. <ul style="list-style-type: none"> • Required for all ACTIONs when SOURCE is CHEK, LTTR, or PHON. • Required for all SOURCEs when ACTION is AI.
MIDDLE INITIAL	First initial of the middle name of the person informing the contractor of the change in MSP coverage.
LAST NAME	Last name of the person informing the contractor of the change in MSP coverage. <ul style="list-style-type: none"> • Required for all ACTIONs when SOURCE is CHEK, LTTR, or PHON. • Required for all SOURCEs when ACTION is AI.
ADDRESS	Informant’s street address. <ul style="list-style-type: none"> • Required for all ACTIONs when SOURCE is CHEK, LTTR, or PHON. • Required for all SOURCEs when ACTION is AI.
CITY	Informant’s city. <ul style="list-style-type: none"> • Required for all ACTIONs when SOURCE is CHEK, LTTR, or PHON. • Required for all SOURCEs when ACTION is AI.
STATE	Informant’s state. <ul style="list-style-type: none"> • Required for all ACTIONs when SOURCE is CHEK, LTTR, or PHON. • Required for all SOURCEs when ACTION is AI.
ZIP	Informant’s ZIP code. <ul style="list-style-type: none"> • Required for all ACTIONs when SOURCE is CHEK, LTTR, or PHON. • Required for all SOURCEs when ACTION is AI.
PHONE	Informant’s telephone number

Field	Description
RELATIONSHIP	One-character code indicating the relationship of the informant to the beneficiary. Valid values are: A Attorney representing beneficiary B Beneficiary C Child D Defendant’s attorney E Employer F Father I Insurer M Mother N Non-relative O Other relative P Provider R Beneficiary representative (other than attorney) S Spouse U Unknown W Pharmacy <i>Required for:</i> <ul style="list-style-type: none"> • All ACTIONs when SOURCE is CHEK, LTTR, or PHON. • Defaults to A when ACTION is AL.
CONTINUE	Command button. Click to go to Insurance Information page.
CANCEL	Command button. Click to return to the Main Menu.

3.5 Insurance Information Page

1. Enter information on the *Insurance Information* page about the insurance type associated with the MSP coverage (Figure 3-5).

To modify insurer information at CWF, you must enter Action II on the Action Requested page. Type data in all fields to update insurer information. Leave all fields blank to delete insurer information.

2. After all relevant fields have been entered, click **Continue** to go to the *Employment Information* page, or select a page link from the left side bar.

Note: If you enter Action II and leave any of the following fields blank, the system deletes the previous value at CWF: ADDRESS, CITY, STATE, ZIP, GROUP NUMBER, POLICY NUMBER, and SUBSCRIBER NAME.

Figure 3-5: CWF Assistance Request Insurance Information

The screenshot displays a web application interface for entering insurance information. The main content area is titled "CWF Assistance Request Insurance Information" and contains the following fields:

- Insurance Company Name:
- Address:
- City:
- State, Zip: Please Select -
- Phone: () -
- Insurance Type: Please Select
- New Insurance Type: Please Select
- Policy Number:
- Group Number:
- Subscriber First Name:
- Subscriber Middle Initial:
- Subscriber Last Name:

At the bottom of the form are "Continue" and "Cancel" buttons.

On the right side of the page, there is a "Quick Help" section with a link "Help About This Page". Below it is a "Change Contractor" section with a "Change Contractor" link. Further down is a "Contractor" section with fields for "ID: AAAAA" and "Name: AAAAAAAAAAAAA". Below that is a "User" section with fields for "ID: AAAAA", "Name: AAAAAAAAAAAAA", and "Phone: 000-000-0000". Below that is a "Beneficiary" section with fields for "HICN: AAAAAAAAAA", "SSN: 000-00-0000", "Name: FIRST LAST", "Address: AAAAAAAAAAAAA", "City, State: AAAAAAAAAAAAA", "Zip: 00000-0000", "Sex: A", and "DOB: 00-00-0000". At the bottom right, there is a "DCN" section with fields for "ID: AAAAAAAAAAAAA", "Origin Date: 00-00-0000", "Status: NW - Item not yet read by COB", and "Reason: 01 - Item not read by COB, used with NW status".

Table 3-8: CWF Assistance Request Insurance Information

Field	Description
INSURANCE COMPANY NAME	<p>Name of the insurance carrier for MSP coverage. <i>Required field</i> when ACTION is II.</p> <p>If the Insurance Company Name is blank or only contains one of the following values, then it is considered an error:</p> <ul style="list-style-type: none"> • ATTORNEY • BC • BCBX • BCBS • BLUE CROSS • BLUE SHIELD • BS • BX • CMS • COB • HCFA • INSURER • MEDICARE • MISC • MISCELLANEOUS • N/A • NA • NO • NONE • SUPPLEMENT • SUPPLEMENTAL • UNK • XX • UNKNOWN <p>Note: ECRS Web deletes all information entered in subsequent fields if this field is left blank and the Action is II.</p>
ADDRESS	First Line of the insurance carrier’s street address.
CITY	City associated with the insurance carrier’s street address.
STATE	State associated with the insurance carrier’s street address.
ZIP	Zip code associated with the insurance carrier’s street address.
PHONE	Phone Number of the insurance carrier.

Field	Description
INSURANCE TYPE	<p>One-character code for the type of insurance. Valid values are:</p> <ul style="list-style-type: none"> A Insurance or Indemnity (OTHER TYPES) B Group Health Organization (GHO) C Preferred Provider Organization (PPO) D Third Party Administrator arrangement under an Administrative Service Only (ASO) contract without stop loss from any entity (TPA/ASO) E Third Party Administrator arrangement with stop loss insurance issued from any entity (STOP LOSS TPA) F Self-Insured/Self-Administered (SELF-INSURED) G Collectively-Bargained Health and Welfare Fund (HEALTH/WELFAR) H Multiple Employer Health Plan with at least one employer who has 100 or more full- and/or part-time employees (EMPLOYER+100) I Multiple Employer Health Plan with at least one employer who has more 20 or more full- and/or part-time employees (EMPLOYER+20) J Hospitalization Only Plan covering inpatient hospital services (HOSPITAL ONLY) K Medical Services Only Plan covering only non-inpatient medical services (MEDICAL ONLY) M Medicare Supplemental Plan, Medigap, Medicare Wraparound Plan or Medicare Carve Out Plan (SUPPLEMENTAL) R GHP Health Reimbursement Arrangement S GHP Health Savings Account <p>Blank Unknown (UNKNOWN); defaults to A</p> <p><i>Required field when</i> ACTION is AI (Attorney information should be entered on the Informant Information page) or ACTION is II and INSURANCE COMPANY NAME is entered.</p>

Field	Description
NEW INSURANCE TYPE	Select a one-character code for the new type of insurance. Valid values are: A Insurance or Indemnity (OTHER TYPES) J Hospitalization Only Plan covering inpatient hospital services (HOSPITAL ONLY) K Medical Services Only Plan covering only non-inpatient medical services (MEDICAL ONLY) R GHP Health Reimbursement Arrangement <i>Required field</i> when ACTION is IT.
POLICY NUMBER	Policy number of insurance coverage <ul style="list-style-type: none"> <i>Required field</i> when ACTION is AP and MSP TYPE is NOT D, E, L, or W. <i>Required field</i> when INSURANCE COMPANY NAME is entered. Note: If GROUP NUMBER is entered, POLICY NUMBER is not required.
GROUP NUMBER	Group number of insurance coverage <ul style="list-style-type: none"> <i>Required field</i> when ACTION is AP and MSP TYPE is NOT D, E, L, or W. <i>Required field</i> when ACTION is CD and MSP TYPE IS D, E, L or W. <i>Required field</i> when INSURANCE COMPANY NAME is entered. Note: If POLICY NUMBER is entered, GROUP NUMBER is not required.
SUBSCRIBER FIRST NAME	First name of individual covered by this insurance.
SUBSCRIBER MIDDLE INITIAL	First letter of the middle name of the individual covered by this insurance.
SUBSCRIBER LAST NAME	Last name of the individual covered by this insurance.
CONTINUE	Command button. Click to go to the Employment Information page.
CANCEL	Command button. Click to return to the Main Menu.

3.6 Employment Information Page

1. Enter employment information associated with the MSP coverage on the *Employment Information* page.
2. After all relevant fields have been entered, click **Continue** to go to the *Additional Information* page, or select a page link from the left side bar.

Figure 3-6: CWF Assistance Request Employment Information

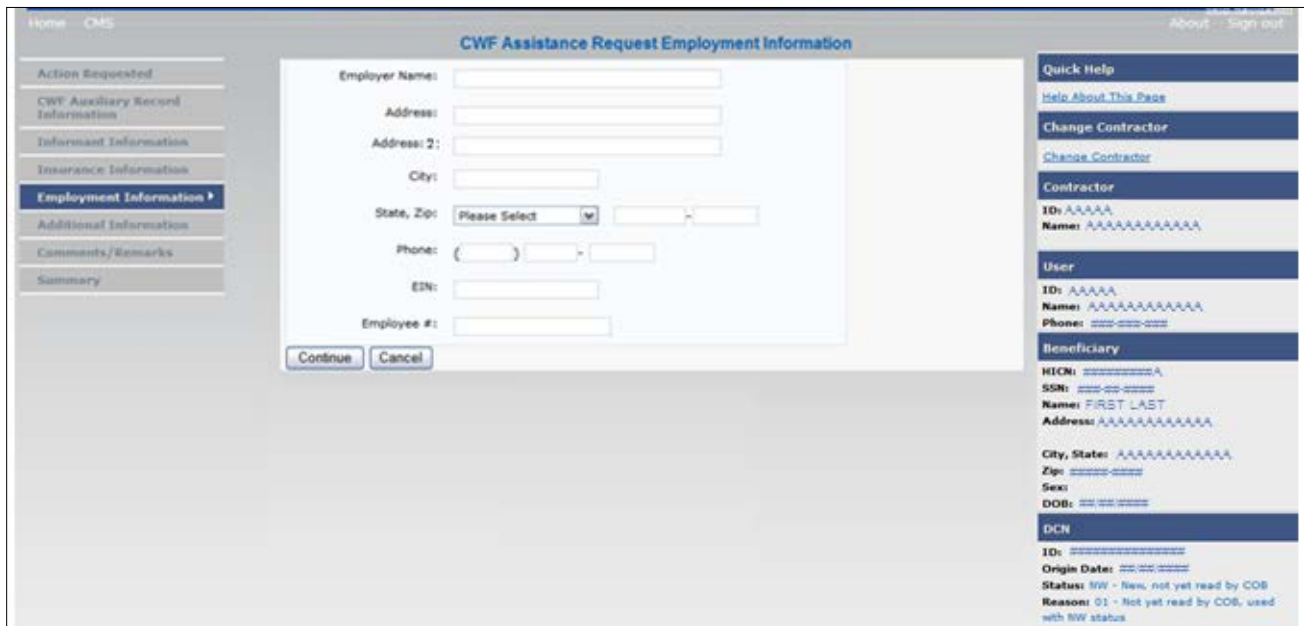


Table 3-9: CWF Assistance Request Employment Information

Field	Description
EMPLOYER NAME	Name of the employer providing group health insurance under which the beneficiary is covered. <i>Required field</i> when ACTION is EA or EI.
ADDRESS	First line of the employer’s street address. <i>Required field</i> when ACTION is EI.
ADDRESS 2	Second line of the employer’s street address. Optional field.
CITY	City associated with the employer’s street address. <i>Required field</i> when ACTION is EI.
STATE	State associated with the employer’s street address. <i>Required field</i> when ACTION is EI.
ZIP	Zip Code associated with the employer’s street address. <i>Required field</i> when ACTION is EI.
PHONE	Phone Number of the employer.
EIN	Employer Identification Number.

Field	Description
EMPLOYEE #	Employee number of policy holder
CONTINUE	Command button. Click to go to the Additional Information page.
CANCEL	Command button. Click to return to the Main Menu.

3.7 Additional Information Page

1. Enter check and beneficiary information on the *CWF Assistance Additional Information* page. This information is used in conjunction with the action and source codes selected on the *CWF Assistance Request, Action Requested* page.
2. After all relevant fields have been entered, click **Continue** to go to the *Comments/Remarks* page, or select a page link from the left side bar. If you need to enter more than 5 diagnosis codes, click the **More Diagnosis Codes** button.

The *More Diagnosis Codes* page will display (Figure 3-8).

Figure 3-7: CWF Assistance Request Additional Information

Table 3-10: CWF Assistance Request Additional Information

Field	Description
CHECK NUMBER	Number of check received. <i>Required field</i> if SOURCE is CHEK.
CHECK DATE	Date of check received. <i>Required field</i> if SOURCE is CHEK. You cannot future-date this field.
CHECK AMOUNT	Amount of check received. <i>Required field</i> if SOURCE is CHEK.
PRE-PAID HEALTH PLAN DATE	Pre-paid Health Plan date in MMDDCCYY <i>Required field</i> if ACTION is PH.
SOCIAL SECURITY NUMBER	Corrected Social Security Number when HICN and SSN do not match CWF. <i>Required field</i> if ACTION is MX
DIAGNOSIS CODES	Five-to-seven-digit diagnosis code that applies to this MSP occurrence. Enter up to five diagnosis codes on this page. Up to 15 additional diagnosis codes may be entered on the <i>More Diagnosis Codes</i> page. To enter more than 5 diagnosis codes, click the More Diagnosis Codes button. The <i>More Diagnosis Codes</i> page will display (Figure 3-8). <i>Required</i> when ACTION is DX.
ICD Indicator	Type of diagnosis code. Select “ICD-9” or “ICD-10.” Required if corresponding Diagnosis Code is submitted.
More Diagnosis Codes	Command button. Click to go to the <i>More Diagnosis Codes</i> page.
CONTINUE	Command button. Click to go to the <i>Comments/Remarks</i> page.
CANCEL	Command button. Click to return to the Main Menu.

Figure 3-8: More Diagnosis Codes

The screenshot shows a web application interface for 'CWF Assistance Request Additional Information - More Diagnosis Codes'. On the left is a navigation menu with options like 'Action Requested', 'CWF Auxiliary Record Data', 'Informant Information', 'Insurance Information', 'Employment Information', 'Additional Information' (selected), 'Comments/Remarks', and 'Summary'. The main area contains 15 rows of 'Diagnosis Codes', each with a text input field (placeholder '#####') and radio buttons for 'ICD-9' and 'ICD-10'. The first two rows have 'ICD-9' selected. At the bottom are 'Continue' and 'Cancel' buttons. The right sidebar shows 'Quick Help' links, 'Change Contractor', and user/beneficiary details including ID, Name, Address, City, State, Zip, Sex, and DOB.

Table 3-11: More Diagnosis Codes

Field	Description
DIAGNOSIS CODES	Five-to-seven-digit diagnosis code that applies to this MSP occurrence. Enter up to 15 diagnosis codes.
ICD Indicator	Type of diagnosis code. Select “ICD-9” or “ICD-10.” Required if corresponding Diagnosis Code is submitted.
CONTINUE	Command button. Click to go to the <i>Comments and Remarks</i> page.
CANCEL	Command button. Click to return to the Main Menu.

3.8 Comments and Remarks Page

1. Enter comments on the *CWF Assistance Request Comments and Remarks* page (Figure 3-9). All comments entered are viewable by the BCRC. Refer to Section 8.5 for the complete list of Remark Codes.

Note: Remarks are only displayed on the *Comments and Remarks* page when the ACTION is AR.

- After all relevant fields have been entered, click **Continue** to go to the *Summary* page, or select a page link from the left side bar.

Figure 3-9: CWF Assistance Request Comments/Remarks

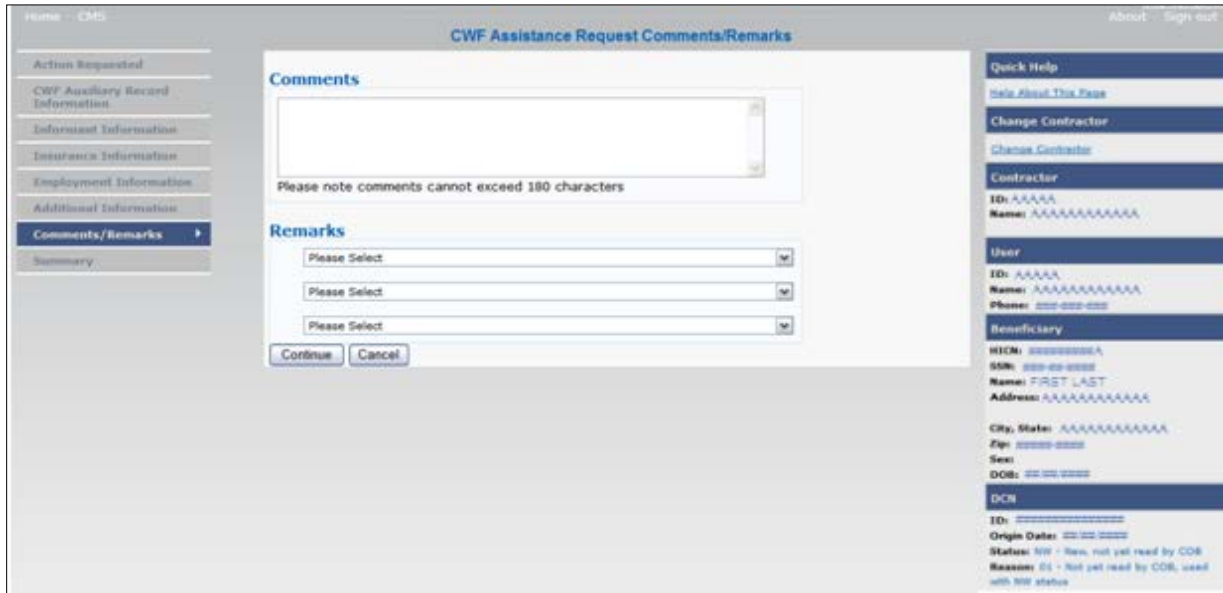


Table 3-12: CWF Assistance Request Comments/Remarks

Field	Description
COMMENTS	Free-form text field, where Medicare contractors type data to send notes to the BCRC. (<i>Protected field</i>) when the BCRC adds a comment. Note: The BCRC reviews these comments unless the request involves an automated Action (action codes AR, DO, PH, and TD). In these cases, when an automated Action is submitted individually and processed successfully, the comments entered are not reviewed.
REMARKS	Enter at least one Remark code, explaining the reason for the transaction. Enter up to three remark codes. See Appendix F for more information. <i>Required field</i> when ACTION is AR.
CONTINUE	Command button. Click to go to the Summary page.
CANCEL	Command button. Click to return to the Main Menu.

Comments entered for the Benefits Coordination & Recovery Center should provide explanation and additional information for the Action selected (examples: Table 3-13).

Table 3-13: Action and Related Comments Examples

Action	Comment
DO	PLEASE DELETE. CASE CLOSED IN REMAS.
II	VERIFY INS TYPE. WE RECEIVED A PAYING EOB FOR NON HOSPITAL SERVICES.
TD	PLEASE TERM RECORD.

Action	Comment
CT	PER EMPLOYER, BENE RETIRED 9/1/09. PLEASE UPDATE TERM DATE.

3.9 Summary Page

The *Summary* page displays a summary of all information entered for the assistance request before submission (Figure 3-10). After typing/selecting data in all relevant fields on the previous CWF Assistance Request pages, review the *Summary* page and click the **Submit** button. The system displays the *Submit Confirmation* page. At this point the assistance request is submitted and you can print the confirmation page.

Figure 3-10: CWF Assistance Request Summary

Home	CMS	ECRS User Guide	About	Sign In
------	-----	-----------------	-------	---------

CWF Assistance Request Summary	
<ul style="list-style-type: none"> Action Requested CWF Auxiliary Record Information Informant Information Insurance Information Employment Information Additional Information Comments/Remarks Summary 	<p>CWF Assistance Request Summary</p> <p>Print this page</p> <p>DCN: 143#####</p> <p>HICN: #####A</p> <p>Activity Code: I - General Inquiries</p> <p>Action Codes: AR - Add CWF Remark Code</p> <p>Source: LTTR - Letter</p> <p>Submitter Type:</p> <p>Auxiliary Record Information</p> <p>MSP Type: E - Workers' Compensation</p> <p>New MSP Type:</p> <p>Effective Date: 05/19/2004</p> <p>New Effective Date:</p> <p>Auxiliary Record Number: 006</p> <p>Termination Date:</p> <p>Remove Existing Termination Date:</p> <p>Originating Contractor ID: E0001</p> <p>Patient Relationship: 01 - Patient is policy holder</p> <p>New Patient Relationship:</p> <p>Acquisition Date:</p> <p>ORH: N/A</p> <p>Informant Information</p> <p>Name: First Last</p> <p>Relationship: O - Other Relative</p> <p>Address: 123 Main Street</p> <p>City, State, Zip: City State Zip</p> <p>Phone: --</p> <p>Employment Information</p> <p>Employer Name: AAA Company</p> <p>Address: 123 Main St</p> <p>City, State, Zip: City State Zip</p> <p>Phone: --</p> <p>EIN:</p> <p>Employee Number:</p> <p>Insurance Information</p> <p>Insurance Company Name: AAA Company</p> <p>Address: 123 Main</p> <p>City, State, Zip: City State Zip</p> <p>Phone: --</p> <p>Insurance Type: C - PPO</p> <p>New Insurance Type:</p> <p>Policy Number:</p> <p>Group Number: 12345</p> <p>Subscriber/Policy Holder Name: First Last</p> <p>Check Information</p> <p>Check Number: 12345</p> <p>Check Date: 04/16/2007</p> <p>Check Amount: \$### ##</p> <p>Additional Information</p> <p>Pre-paid Health Plan Date:</p> <p>Social Security Number: --</p> <p>Diagnosis Codes</p> <p>(ICD-9) ##### (ICD-9) ##### (ICD-9) #####</p> <p>Comments/Remarks</p> <p>Comments: Test comments</p> <p>Remarks: 01 - Beneficiary retired as aof termination date.</p> <p>Submit Cancel</p>

<p>Quick Help</p> <p>Help About This Page</p> <p>Change Contractor</p> <p>Change Contractor</p> <p>Contractor</p> <p>ID: 00001</p> <p>Name: TEST ECRS CONTRACTOR</p> <p>User</p> <p>ID: 00000</p> <p>Name: 000000</p> <p>Phone: 000.000.0000</p> <p>Beneficiary</p> <p>HICN: 000000000</p> <p>SSN: # ##-##-2009</p> <p>Name: FIRST LAST</p> <p>Address: Street Address</p> <p>City, State: CITY, STATE</p> <p>Zip: ZIP</p> <p>Sex: FEMALE</p> <p>DOB: ##/##/####</p> <p>DCN</p> <p>ID: 143000000000</p> <p>Origin Date: 05/05/2015</p> <p>Status: RW - New, not yet read by COB</p> <p>Reason: 01 - Not yet read by COB, used with RW status</p>

3.10 Viewing, Updating, and Deleting CWF Assistance Request Transactions

Follow the steps below to search for and display a list of CWF Assistance Request transactions.

Note: You can only update or delete CWF assistance request transactions in NW status. Any user with the same contractor number can update or delete a transaction in NW status. However, if the COB system has started processing the information you cannot request an update or delete.

From the Main Menu page, click the **CWF Assistance Request** link under Search for Requests or Inquiries. The *CWF Assistance Request Search* page displays.

Figure 3-11: CWF Assistance Request Search

Table 3-14: CWF Assistance Request Search

Field	Description
CONTRACTOR #	<ul style="list-style-type: none"> If you are a Medicare Contractor , this field will be pre-filled with the Contractor Number entered during Contractor Sign In. (<i>protected field</i>) If you are a regional office (RO) or a CMS user, this field will be pre-filled with the CMS ID/RO Number entered during Contractor Sign In. <p>Note: This field is updateable with any Medicare Contractor Number, but only the CMS ID/RO Number entered during Contractor Sign-In can be used.</p>
HICN	Enter a Health Insurance Claim Number to search for. Note: If searching by HICN, do not enter an SSN or DCN.
SSN	Enter a Social Security Number to search for. Note: If searching by SSN, do not enter a HICN or DCN.
STATUS	Enter a Status code to search for. To view all in-process CWF Assistance Request transactions, select IP in the STATUS field.
REASON	Select a Reason code to search for. (See Appendix E for the complete list of codes.)
USER ID	Enter a User ID to search for.

Field	Description
ORIGIN DATE FROM	Enter a starting date for the date range you wish to search for, if applicable. This field is updateable; enter a different ORIGIN DATE FROM in MMDDCCYY format to perform additional searches.
ORIGIN DATE TO	Enter an ending date for the date range you wish to search for. Note: The dates in the ORIGIN DATE FROM and TO fields default to the date 31 calendar days prior to the current date and the current date but can be changed to any calendar day range, as long as it is not more than 31 days.
DCN	Enter a Document Control Number to search for. Note: If searching by DCN, do not enter a HICN or SSN.
SUBMIT	Command button. Click to display search results.
RESET	Command button. Click to clear search results.
CANCEL	Command button. Click to return to the Main Menu.

3.10.1 View Transactions

- Type search criteria in the appropriate fields and click the **Submit** button.
 - To create a list of all CWF Assistance Requests for a specific HICN, type the HICN in the search criteria and leave the CONTRACTOR NUMBER field blank.
 - When searching by Origin Date, User ID, Status, and/or Reason, you must also enter a DCN, HICN, SSN or Contractor Number.

The system displays a list of CWF Assistance Requests (Figure 3-12). There are 20 items per page; use the First/Prev and Next/Last navigation at the top of the list to view other transactions on other pages.

- Change or delete search criteria to initiate a new search.

Figure 3-12: CWF Assistance Request Search Listing

Delete	HICN	Contractor	DCN	Status	Reason	Origin Date	Last Update	User ID
	#####A	00131	#####	CM	15	01/01/2010	01/05/2010	AAAAAAA
	#####A	00131	#####	IP	02	05/01/2010	05/01/2010	AAAAAAA

Table 3-15: CWF Assistance Request Search Listing

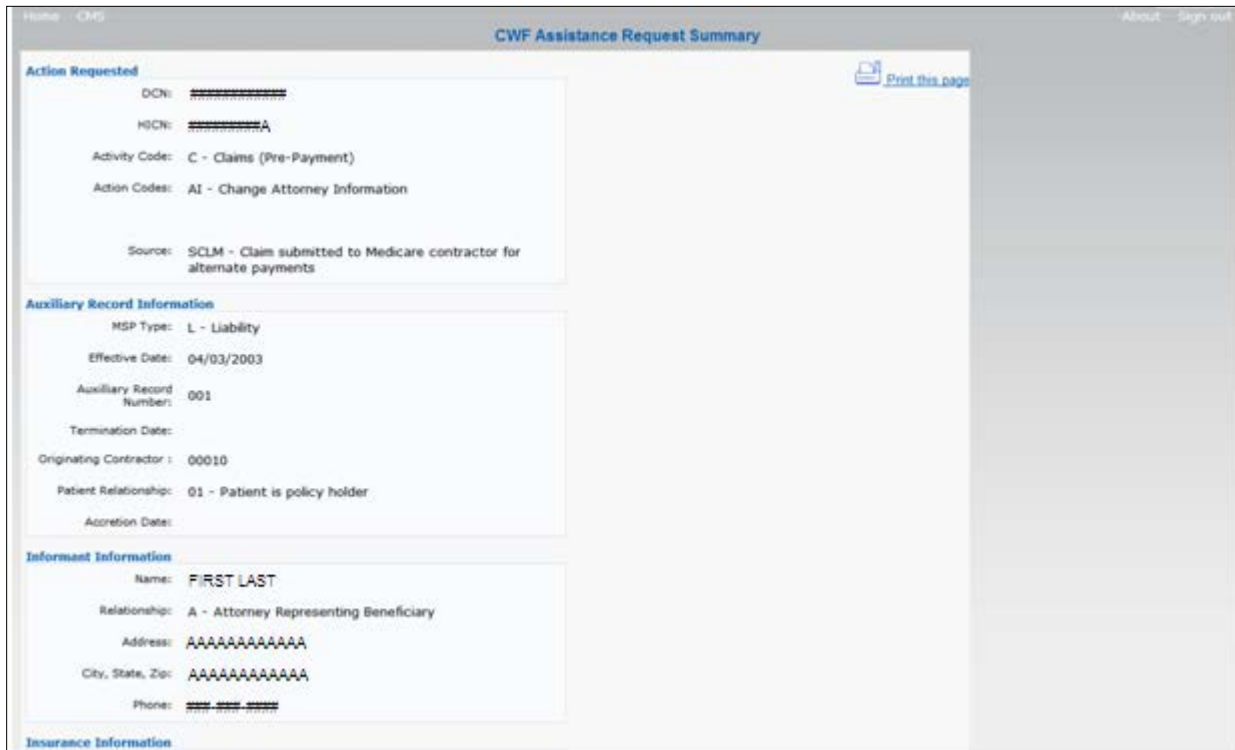
Field	Description
DELETE	Click the delete [X] link to mark a transaction for deletion.
HICN	Health Insurance Claim Number for the CWF Assistance Request transaction. (<i>Protected field</i>). Click the HICN link to view the Summary page
CONTRACTOR	Contractor number. (<i>protected field</i>)

Field	Description
DCN	Document Control Number assigned to the CWF Assistance Request transaction by the Medicare contractor. <i>(protected field)</i>
STATUS	Status of the CWF Assistance Request transaction. <i>(protected field)</i>
REASON	Two-character code explaining why the CWF Assistance Request is in a particular status. <i>(protected field)</i>
ORIGIN DATE	Originating date in MMDDCCYY format. <i>(protected field)</i>
LAST UPDATE	Date the CWF Assistance Request transaction was last changed in MMDDCCYY format. <i>(protected field)</i>
USER ID	User ID of the operator who entered CWF Assistance Request transaction. <i>(protected field)</i>

3.10.2 Update Transactions

1. To update information on a CWF Assistance Request transaction, click the **HICN** link for the transaction.
2. The system displays the *Summary* page for the selected transaction, along with page links to the information, to allow for updates (Figure 3-13).
3. To leave the *Summary* page without making any changes, click the **Cancel** or **Return** buttons to return to the *Search Page Listing*. If you do need to update the transaction, access the appropriate page and navigate back to the *Summary* page.
4. After you have made all updates, click **Submit** to confirm updates, or **Cancel** to return to the *CWF Assistance Request Search Page Listing*.

Figure 3-13: CWF Assistance Request Summary



3.10.3 Delete Transactions

1. To mark a CWF Assistance Request transaction for deletion, click the delete [X] link next to the HICN and when presented with the Confirmation page, confirm by clicking **Continue**, or decline by clicking **Cancel**.
2. To exit the CWF Assistance Request Search page, click **Home** to return to the Main Menu. The system does not retain search criteria.

Chapter 4: MSP Inquiry Transactions

This chapter provides you with step-by-step instructions to perform an MSP Inquiry transaction. Examples and explanations are provided for each page in ECRS.

If you are a new user, this chapter can help you use the system as you learn it. You can also use this chapter to determine what information is contained in each field or what you should enter in a field. It can also help you to navigate through the MSP inquiry transaction process if you are lost. If you are an experienced user, you can use the chapter as a quick reference for a web page that you use infrequently.

4.1 Adding an MSP Inquiry Transaction

Use the **MSP Inquiry** link under Create Requests or Inquiries on the Main Menu, to add MSP Inquiry transactions for new or possible MSP situations not yet documented at CWF.

To enter CWF Assistance Request transactions for changes to existing CWF MSP auxiliary occurrences, use the CWF Assistance Request Detail transaction.

4.1.1 Retrieving Beneficiary Information

Beneficiary Information is automatically retrieved when HICN and other required data is entered and saved on the first page of the MSP Inquiry (Action Requested page). The information is displayed on the right side bar, and carried forward on the MSP Inquiry transaction.

4.1.2 Common MSP Sources

Common sources that provide contractors with MSP information, followed by the associated Source Code, are:

- Letters from beneficiaries or other informants (LTTR)
- Phone calls (PHON)
- Checks (CHEK)
- Secondary claims (SCLM)

4.2 Action Requested Page

From the Main Menu page, click **MSP Inquiry** under *Create Requests or Inquiries*. The system displays the *Action Requested* page, the first page of the MSP Inquiry. The information entered on this page determines required information on subsequent pages.

Figure 4-1: MSP Inquiry Action Requested



4.2.1 Navigation Links

Several basic navigation links are displayed on every *Main Menu* page. See Section 2.6.3 for descriptions of the Heading Bar links and the Right-Side Bar links and fields.

1. Enter data in all *required fields* on the *Action Requested* page then click the **Continue** button. The *required fields* on this web page are noted with a red asterisk (*) and are as follows:
 - DCN
 - HICN
 - ACTIVITY CODE
 - SOURCE

Note: If Beneficiary *Information* is not found for the HICN you have entered you will receive a warning message, but will still be able to continue with the MSP Inquiry.

2. After all relevant fields have been entered, click **Continue** to go to the *MSP Information* page, or select a page link from the left side bar.
3. To exit the MSP Inquiry Detail pages, click the **Home** link to return to the Main Menu or **Sign Out** to exit the application.

Table 4-1: MSP Inquiry Action Requested

Field	Description
DCN	<p>Document Control Number assigned by the contractor to correspondence and/or paperwork associated with the transaction (<i>required field</i>)</p> <p>The system auto-generates the DCN, but it can be changed by the user.</p>
HICN	<p>Health Insurance Claim Number of the beneficiary (<i>required field</i>). Enter the HICN without dashes, spaces, or other special characters.</p> <p>Note: The system looks up the HICN to ensure the most current HICN has been entered. If the most current HICN has not been entered, the system replaces it with the most current HICN.</p>
ACTIVITY CODE	<p>Activity of contractor (<i>required field</i>).</p> <p>Valid values are:</p> <ul style="list-style-type: none"> C Claims (Pre-Payment) D Debt Collection/Referral G Group Health Plan I General Inquiries N Liability, No-Fault, Workers' Compensation, and Federal Tort Claim Act
ACTION	<p>Two-character code indicating the type of special processing to perform on the MSP Inquiry record.</p> <p>Note: You can use CA and CL together. You cannot combine any other Actions.</p> <p>Valid values are:</p> <ul style="list-style-type: none"> CA Class Action Suit <p>Note: This action code assigns the designated lead contractor according to the type of class action suit. The system does not send the beneficiary an MSP confirmation letter.</p> <ul style="list-style-type: none"> CL Closed or Settled Case <p>Note: This action code is only valid for closed and settled cases. This action code suppresses lead contractor assignment. The system does not send the beneficiary an MSP confirmation letter.</p> <ul style="list-style-type: none"> DE Develop to the Employer <p>Note: This action code sends a development letter to the employer.</p> <ul style="list-style-type: none"> DI Develop to the Insurer <p>Note: This action code sends a development letter to the insurer.</p>

Field	Description
SOURCE	Four-character code identifying the source of the MSP Inquiry information (<i>required field</i>). Valid values are: CHEK Unsolicited check LTTR Letter PHON Phone call SCLM Claim submitted to Medicare contractor for secondary payment SRVY Survey
CONTINUE	Command button. Click to go to the <i>MSP Information</i> page. Note: <i>Required fields</i> must be typed/selected before clicking [Continue].
CANCEL	Command button. Click to return to the Main Menu.

4.3 MSP Information Page

1. Enter information associated with the MSP coverage on this page (Figure 4-2).
2. After all relevant fields have been entered, click **Continue** to go to the *Informant Information* page, or select a page link from the left side bar.

Note: Some ICD-9 and ICD-10 diagnosis codes cannot be submitted when the MSP record type is “D-Automobile Insurance, No Fault.” If you attempt to submit these codes, the following error message is displayed: “Diagnosis code [number] is invalid with insurer type of No- Fault” (Sections 3.3 and 4.3). For details, see Appendix J.

Figure 4-2: MSP Inquiry MSP Information

The screenshot shows a web application interface for 'MSP Inquiry'. On the left is a navigation menu with options like 'Action Requested', 'MSP Information', 'Informant Information', etc. The main area contains the 'MSP Information' form with various input fields and dropdown menus. On the right, there is a sidebar with sections for 'Quick Help', 'Change Contractor', 'Contractor', 'User', 'Beneficiary', and 'DCN', each containing placeholder text for user and beneficiary details.

Table 4-2: MSP Inquiry MSP Information

Field	Description
MSP TYPE	<p>One-character code identifying the type of MSP coverage.</p> <p>Valid values are:</p> <ul style="list-style-type: none"> A Working Aged B ESRD D Automobile Insurance, No-Fault E Workers' Compensation F Federal (Public) G Disabled H Black Lung L Liability <p><i>Required field:</i></p> <ul style="list-style-type: none"> • When SOURCE is PHON. • When ACTION is CA or CL. (MSP TYPE must be D, E, or L when ACTION is CL.)

Field	Description								
PATIENT RELATIONSHIP	<p>Patient relationship between the policyholder and the beneficiary.</p> <p><i>Required field</i> when:</p> <p>ACTION is Blank and MSP TYPE is F ACTION is CA and MSP TYPE is L ACTION is CL and MSP TYPE is D, E, or L</p> <p>Valid values are:</p> <ul style="list-style-type: none"> 01 Patient is policy holder 02 Spouse 03 Natural child, insured has financial responsibility 04 Natural child, insured does not have financial responsibility 05 Stepchild 06 Foster child 07 Ward of the Court 08 Employee 09 Unknown 10 Handicapped dependent 11 Organ donor 12 Cadaver donor 13 Grandchild 14 Niece/nephew 15 Injured plaintiff 16 Sponsored dependent 17 Minor dependent of a minor dependent 18 Parent 19 Grandparent dependent 20 Domestic partner (Effective April, 2004) <p>Note: For the following MSP Types, the patient relationship codes listed are the only values that can be used.</p> <table border="0"> <thead> <tr> <th>MSP Type</th> <th>Patient Relationship Code</th> </tr> </thead> <tbody> <tr> <td>A</td> <td>01, 02</td> </tr> <tr> <td>B</td> <td>01, 02, 03, 04, 05, 18, 20</td> </tr> <tr> <td>G</td> <td>01, 02, 03, 04, 05, 18, 20</td> </tr> </tbody> </table>	MSP Type	Patient Relationship Code	A	01, 02	B	01, 02, 03, 04, 05, 18, 20	G	01, 02, 03, 04, 05, 18, 20
MSP Type	Patient Relationship Code								
A	01, 02								
B	01, 02, 03, 04, 05, 18, 20								
G	01, 02, 03, 04, 05, 18, 20								
EFFECTIVE DATE	<p>Effective date of MSP coverage.</p> <p><i>Required field</i> when:</p> <ul style="list-style-type: none"> • ACTION is CA and MSP TYPE is L • ACTION is CL and MSP TYPE is D, E, or L • Note: EFFECTIVE DATE cannot be the same as TERMINATION DATE. 								

Field	Description
TERMINATION DATE	Termination date of MSP coverage. TERMINATION DATE can be all zeroes for open ended coverage. <i>Required field</i> when ACTION is CL and MSP TYPE is D, E, or L. Note: TERMINATION DATE cannot be the same as EFFECTIVE DATE.
CMS GROUPING CODE	CMS Grouping Code. <i>Required field</i> when ACTION is CA and MSP TYPE is L. Valid values are: <ul style="list-style-type: none"> 01 Gel Implants (TrailBlazers, 00400) 02 Gel Implants (Alabama, 00010) 03 Bone Screw Recoveries (United Government Services, 00454) 04 Diet Drug Recoveries (Cahaba BCBS Alabama, 00010) 05 Sulzer Inter-Op Acetabular Shells for Hip Implant Recoveries (Chisholm Administrative Services, 00340) 06 Sulzer Orthopedic and Defective Knee Replacement Recoveries (Chisholm Administrative Services, 00340) 07 Baycol Litigation 08 Dexatrim (90000) 09 Rhode Island Receivership Recoveries (00180) 10 Propulsid (00010) 11 Asbestos Exposure 12 Garretson Asbestos Cases 13 Fleet Phosphate 14 Accutane 15 Garretson - Trasylol 16 Zelnorm 17 Total Body Supplements - TBS 18 Hormone Replacement Therapy - HRT 19 Keugl Mesh
DIALYSIS TRAIN DATE	Date the beneficiary received self-dialysis training.
BLACK LUNG BENEFITS	Yes or No field indicating whether the beneficiary receives benefits under the Black Lung Program.
BLACK LUNG EFFECTIVE DATE	Date the beneficiary began receiving benefits under the Black Lung Program. This field is only enabled when BLACK LUNG BENEFITS is Yes.
SEND TO CWF	Indicates whether to send the MSP inquiry to CWF. Select Yes or No. Note: SEND TO CWF defaults to No unless ACTION is blank and MSP TYPE is blank or F.
CONTINUE	Command button. Click to go to the <i>Informant Information</i> page.
CANCEL	Command button. Click to return to the Main Menu.

4.4 Informant Information Page

1. On this page, enter information about the person who informed you of the change in MSP coverage.
2. After all relevant fields have been entered, click **Continue** to go to the *Insurance Information* page, or select a page link from the left side bar.

Figure 4-3: MSP Inquiry Informant Information

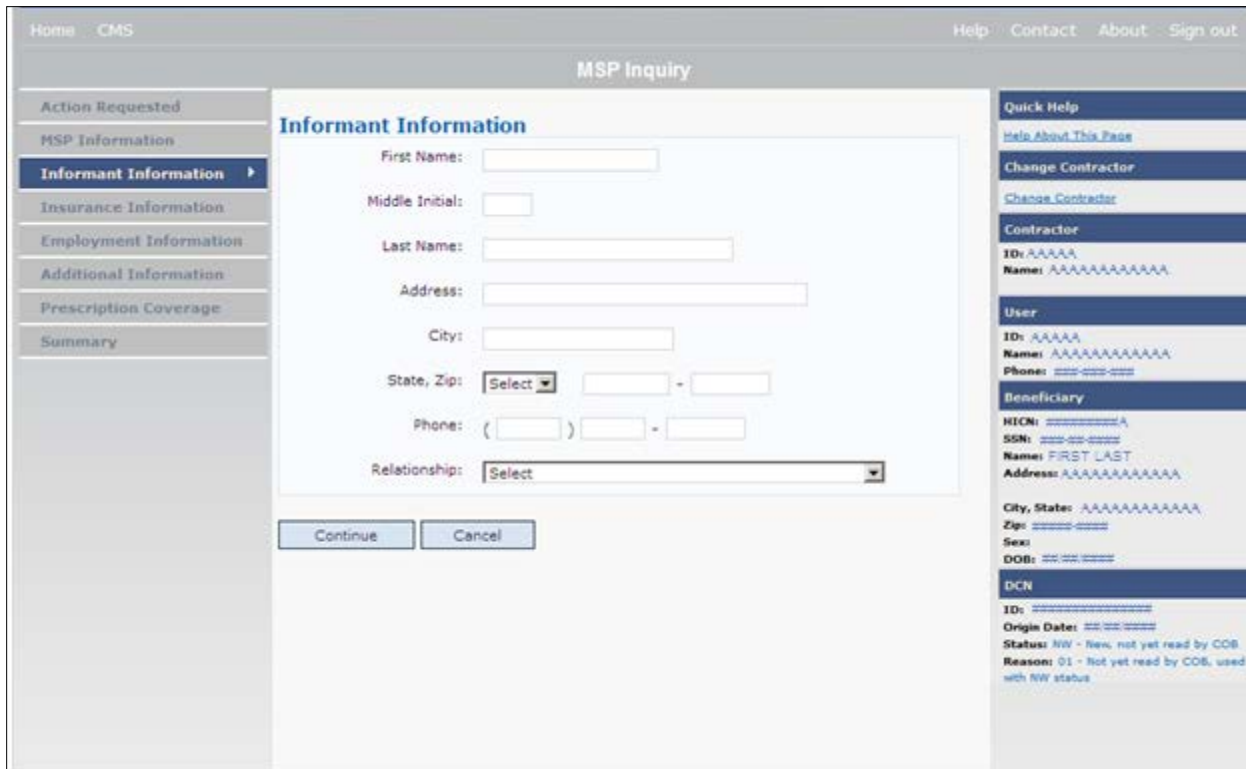


Table 4-3: MSP Inquiry Informant Information

Field	Description
FIRST NAME	First name of the person informing the contractor of the change in MSP coverage. <i>Required field</i> when: <ul style="list-style-type: none"> • SOURCE is CHEK, LTTR or PHON. • ACTION is CA or CL, unless Insurance Company Address will be entered.
MIDDLE INITIAL	First initial of the middle name of the person informing the contractor of the change in MSP coverage.
LAST NAME	Last name of the person informing the contractor of the change in MSP coverage. <i>Required field</i> when <ul style="list-style-type: none"> • SOURCE is CHEK, LTTR or PHON. • ACTION is CA or CL, unless Insurance Company Address will be entered.

Field	Description
ADDRESS	Informant's street address. <i>Required field when:</i> <ul style="list-style-type: none"> • SOURCE is CHEK, LTTR or PHON. • ACTION is CA or CL, unless Insurance Company Address will be entered.
CITY	Informant's city. <i>Required field when:</i> <ul style="list-style-type: none"> • SOURCE is CHEK, LTTR or PHON. • ACTION is CA or CL, unless Insurance Company City will be entered.
STATE	Informant's state. <i>Required field when:</i> <ul style="list-style-type: none"> • SOURCE is CHEK, LTTR or PHON. • ACTION is CA or CL, unless Insurance Company State will be entered.
ZIP	Informant's ZIP code. <i>Required field when:</i> <ul style="list-style-type: none"> • SOURCE is CHEK, LTTR or PHON. • ACTION is CA or CL, unless Insurance Company Zip will be entered.
PHONE	Informant's telephone number.

Field	Description
RELATIONSHIP	<p>One-character code indicating the relationship of the informant to the beneficiary.</p> <p>Valid values are:</p> <ul style="list-style-type: none"> A Attorney representing beneficiary B Beneficiary C Child D Defendant’s attorney E Employer F Father I Insurer M Mother N Non-relative O Other relative P Provider R Beneficiary representative (other than attorney) S Spouse U Unknown W Pharmacy <p>Notes:</p> <ul style="list-style-type: none"> • <i>Required field</i> when SOURCE is CHEK, LTTR or PHON. • Must be A if ACTION is CA or CL and informant information is entered.
CONTINUE	Command button. Click to go to the <i>Insurance Information</i> page.
CANCEL	Command button. Click to return to the Main Menu.

4.5 Insurance Information Page

1. Enter information about the type of insurance associated with the MSP coverage on this page (Figure 4-4).
2. After all relevant fields have been entered, click **Continue** to go to the *Employment Information* page, or select a page link from the left side bar.

Figure 4-4: MSP Inquiry Insurance Information

The screenshot displays the 'MSP Inquiry' web application interface. At the top, there are navigation links for 'Home', 'CMS', 'Help', 'Contact', 'About', and 'Sign out'. The main content area is titled 'MSP Inquiry' and features a sidebar on the left with a menu of options: 'Action Requested', 'MSP Information', 'Informant Information', 'Insurance Information' (which is highlighted), 'Employment Information', 'Additional Information', 'Prescription Coverage', and 'Summary'. The central form, titled 'Insurance Information', contains the following fields: 'Insurance Company Name' (text input), 'Address Line 1' (text input), 'Address Line 2' (text input), 'City, State, Zip' (text input with a 'Select' dropdown for state), 'Phone' (text input in format () -), 'Insurance Type' (dropdown menu), 'Policy Number' (text input), 'Group Number' (text input), 'Subscriber First Name' (text input), 'Subscriber Middle Initial' (text input), 'Subscriber Last Name' (text input), and 'Subscriber SSN' (text input). At the bottom of the form are 'Continue' and 'Cancel' buttons. On the right side, there is a 'Quick Help' section with a link 'Help About This Page'. Below that is a 'Change Contractor' section with a 'Change Contractor' link. The 'Contractor' section shows 'ID: AAAAA' and 'Name: AAAAAAAAAAAAA'. The 'User' section shows 'ID: AAAAA', 'Name: AAAAAAAAAAAAA', and 'Phone: - - - - -'. The 'Beneficiary' section shows 'HICN: A', 'SSN: - - - - -', 'Name: FIRST LAST', and 'Address: AAAAAAAAAAAAA'. The 'DCN' section shows 'ID: A', 'Origin Date: - - - - -', 'Status: NW - New, not yet read by COB', and 'Reason: 01 - Not yet read by COB, used with NW status'.

Table 4-4: MSP Inquiry Insurance Information

Field	Description
INSURANCE COMPANY NAME	<p>Name of the insurance carrier for MSP coverage. <i>Required field</i> if ACTION is DI.</p> <p>If the Insurance Company Name is entered and contains one of the following values, then it is considered an error:</p> <ul style="list-style-type: none"> • ATTORNEY • BC • BCBX • BCBS • BLUE CROSS • BLUE SHIELD • BS • BX • CMS • COB • HCFA • INSURER • MEDICARE • MISC • MISCELLANEOUS • N/A • NA • NO • NONE • SUPPLEMENT • SUPPLEMENTAL • UNK • XX • UNKNOWN.
ADDRESS LINE 1	<p>First Line of insurance carrier’s street address.</p> <p><i>Required field</i> when: INSURANCE COMPANY NAME is entered ACTION is DI ACTION is CA or CL, unless Informant Name and Address were entered.</p>
ADDRESS LINE 2	<p>Second Line of insurance carrier’s street address.</p>
CITY	<p>City associated with the insurance carrier’s street address.</p> <p><i>Required field</i> when:</p> <ul style="list-style-type: none"> • INSURANCE COMPANY NAME is entered • ACTION is DI • ACTION is CA or CL, unless Informant City was entered.

Field	Description
STATE	State associated with the insurance carrier’s street address. <i>Required field</i> when: <ul style="list-style-type: none"> INSURANCE COMPANY NAME is entered ACTION is DI ACTION is CA or CL, unless Informant State was entered.
ZIP	Zip code associated with the insurance carrier’s street address. <i>Required field</i> when: <ul style="list-style-type: none"> INSURANCE COMPANY NAME is entered ACTION is DI ACTION is CA or CL, unless Informant Zip was entered.
PHONE	Phone Number of the insurance carrier.
INSURANCE TYPE	One-character code for the type of insurance. (Required field) Valid values are: <ul style="list-style-type: none"> A Insurance or Indemnity (OTHER TYPES) J Hospitalization Only Plan covering inpatient hospital services (HOSPITAL ONLY) K Medical Services Only Plan covering only non-inpatient medical services (MEDICAL ONLY) R GHP Health Reimbursement Arrangement S GHP Health Savings Account Blank Unknown (UNKNOWN); defaults to A.
POLICY NUMBER	Policy number of the insurance coverage. If you enter a POLICY NUMBER, you do not have to enter a GROUP NUMBER.
GROUP NUMBER	Group number of the insurance coverage. If you enter a GROUP NUMBER, you do not have to enter a POLICY NUMBER.
SUBSCRIBER FIRST NAME	First name of individual covered by this insurance.
SUBSCRIBER MIDDLE INITIAL	First initial of the middle name of the individual covered by this insurance.
SUBSCRIBER LAST NAME	Last name of the individual covered by this insurance.
SUBSCRIBER SSN	Social Security Number of the individual covered by this insurance.
CONTINUE	Command button. Click to go to the <i>Employment Information</i> page.
CANCEL	Command button. Click to return to the Main Menu.

4.6 Employment Information Page

1. Enter employment information associated with the MSP coverage on this page (Figure 4-5).
2. After all relevant fields have been entered, click **Continue** to go to the *Additional Information* page, or select a page link from the left side bar.

Figure 4-5: MSP Inquiry Employment Information

The screenshot shows a web application interface for 'MSP Inquiry'. The main content area is titled 'Employment Information' and contains several input fields: 'Employer Name', 'Address', 'Address 2', 'City, State, Zip' (with a state dropdown), 'Phone' (with area code and number fields), 'EIN', and 'Employee #'. Below these fields are 'Continue' and 'Cancel' buttons. On the left, a vertical menu lists various information categories, with 'Employment Information' selected. On the right, there are sections for 'Quick Help' (with a link), 'Change Contractor', and 'Contractor' details (ID, Name). Below that is 'User' information (ID, Name, Phone) and 'Beneficiary' information (HICN, SSN, Name, Address, City, State, Zip, Sex, DOB). At the bottom right, there is a 'DCN' section with ID, Origin Date, Status, and Reason.

Table 4-5: MSP Inquiry Employment Information

Field	Description
EMPLOYER NAME	Name of the employer providing group health insurance under which the beneficiary is covered. <i>Required field</i> when: <ul style="list-style-type: none"> • ACTION is DE • MSP TYPE is F and SEND TO CWF is Yes
ADDRESS	First line of the employer’s street address. <i>Required field</i> when: <ul style="list-style-type: none"> • ACTION is DE • MSP TYPE is F and SEND TO CWF is Yes
ADDRESS 2	Second line of the employer’s street address. Optional field.
CITY	City associated with the employer’s street address. <i>Required field</i> when: <ul style="list-style-type: none"> • ACTION is DE • MSP TYPE is F and SEND TO CWF is Yes

Field	Description
STATE	State associated with the employer’s street address. <i>Required field</i> when: <ul style="list-style-type: none"> • ACTION is DE • MSP TYPE is F and SEND TO CWF is Yes
ZIP	Zip Code associated with the employer’s street address. <i>Required field</i> when: <ul style="list-style-type: none"> • ACTION is DE • MSP TYPE is F and SEND TO CWF is Yes
PHONE	Phone Number of the employer.
EIN	Employer Identification Number.
EMPLOYEE #	Employee number of policy holder.
CONTINUE	Command button. Click to go to the <i>Additional Information</i> page.
CANCEL	Command button. Click to return to the Main Menu.

4.7 Additional Information Page

1. Enter check and beneficiary information on this page (Figure 4-6). This information is used in conjunction with the ACTION(s) and SOURCE(s) selected on the *MSP Inquiry, Action Requested* page.
2. After all relevant fields have been entered, click **Continue** to go to the *Prescription Coverage* page, or select a page link from the left side bar.

If you need to enter more than 5 diagnosis codes, click the **More Diagnosis Codes** button. The *More Diagnosis Codes* page will display (Figure 4-7).

Figure 4-6: Additional Information

Table 4-6: MSP Inquiry Additional Information

Field	Description
CHECK NUMBER	Number of check received. <i>Required field</i> if SOURCE is CHEK.
CHECK DATE	Date of check received. <i>Required field</i> if SOURCE is CHEK. Note: You cannot future-date this field.
CHECK AMOUNT	Amount of check received. <i>Required field</i> if SOURCE is CHEK.
DIAGNOSIS CODES	Five-to-seven-digit diagnosis code that applies to this MSP occurrence. Enter up to five diagnosis codes on this page. Up to 15 additional diagnosis codes may be entered on the <i>More Diagnosis Codes</i> page. To enter more than 5 diagnosis codes, click the More Diagnosis Codes button. The <i>More Diagnosis Codes</i> page will display. Please see Figure 4-7. Note: Enter at least one DIAGNOSIS CODE when the ACTION is CA or CL. NGHP MSP types will require a valid diagnosis code to be entered. A message will display stating that the diagnosis code will be required if one is not entered. The user will not be allowed to continue until a valid code is entered into the field. Note: Diagnosis Codes cannot be entered on an MSP Inquiry when the MSP Type is A (Working Aged), B (ESRD), or G (Disabled).

Field	Description
ICD Indicator	Type of diagnosis code. Select “ICD-9” or “ICD-10”. Required if corresponding Diagnosis Code is submitted.
More Diagnosis Codes	Command button. Click to go to the More Diagnosis Codes page.
ILLNESS/INJURY DATE	Date the illness or injury occurred.
TYPE	One-character code indicating the type of relationship between the beneficiary and his or her representative. Valid values are: A Attorney R Bene Rep (individual not acting as attorney)
NAME	Name of individual representing a beneficiary’s medical affairs or estate. Type name in first name/middle initial/last name format.
ADDRESS	Beneficiary representative’s street.
CITY	Beneficiary representative’s city.
STATE	Beneficiary representative’s state.
ZIP	Beneficiary representative’s zip code.
CONTINUE	Command button. Click to go to the <i>Prescription Coverage</i> page.
CANCEL	Command button. Click to return to the Main Menu.

Figure 4-7: More Diagnosis Codes

Table 4-7: More Diagnosis Codes

Field	Description
DIAGNOSIS CODES	Five-to-seven-digit diagnosis code that applies to this MSP occurrence. Enter up to 15 diagnosis codes.
ICD Indicator	Type of diagnosis code. Select “ICD-9” or “ICD-10”. Required if corresponding Diagnosis Code is submitted.
CONTINUE	Command button. Click to go to the <i>Prescription Coverage</i> page.
CANCEL	Command button. Click to return to the Main Menu.

4.8 Prescription Coverage Page

1. On this page, enter Prescription Coverage information associated with the MSP Inquiry Part D coverage.
2. After all relevant fields have been entered, click **Continue** to go to the *Summary* page, or select a page link from the left side bar.

Figure 4-8: MSP Inquiry Prescription Coverage

Table 4-8: MSP Inquiry Prescription Coverage Information

Field	Description
INSURANCE COMPANY NAME	Name of the insurance carrier for MSP coverage.
ADDRESS LINE 1	First Line of the insurance carrier’s street address. <i>Required field</i> when NAME and ADDRESS were entered.
ADDRESS LINE 2	Second Line of the insurance carrier’s street address.
CITY	City associated with the insurance carrier’s street address.
STATE	State associated with the insurance carrier’s street address.
ZIP	Zip code associated with the insurance carrier’s street address.
PHONE	Phone Number of the insurance carrier.
POLICY NUMBER	Policy number of the insurance coverage.
EFFECTIVE DATE	Effective date of the MSP coverage. Note: EFFECTIVE DATE cannot be the same as the TERMINATION DATE.

Field	Description
TERMINATION DATE	Termination date of MSP coverage. TERMINATION DATE can be all zeroes for open ended coverage. Note: TERMINATION DATE cannot be the same as the EFFECTIVE DATE.
RECORD TYPE	Prescription Coverage Record Type. Valid values are: PRI Primary SUP Supplemental Note: RECORD TYPE must be SUP when SUPPLEMENTAL TYPE is L.
COVERAGE TYPE	Prescription Coverage type of insurance. Valid values are: U Drug Network V Drug Non-network Z Health account (such as a flexible spending account provided by other party to pay prescription drug costs or premiums) <i>Required field</i>
BIN	Prescription Drug BIN number. Must be six numeric characters. <i>Required field</i> when COVERAGE TYPE is U.
PCN	Prescription Drug PCN number. Must not contain special characters. <i>Required field</i> when COVERAGE TYPE is U.
GROUP	Prescription Drug group number. Must not contain special characters. <i>Required field</i> when COVERAGE TYPE is U.
ID	Prescription Drug ID number. Must not contain special characters. <i>Required field</i> when COVERAGE TYPE is U.
SUPPLEMENTAL TYPE	Prescription Drug policy type. Valid values are: L Supplemental M Medigap N Non-qualified State Program O Other P PAP Q Qualified State Program R Charity S ADAP T Federal Government Programs 1 Medicaid 2 Tricare 3 Major Medical Note: Must be L when RECORD TYPE is Supplemental

Field	Description
PERSON CODE	Person Code. Plan specific relationship assigned plan administrator at the plan level. <i>Required field</i> when RECORD TYPE is Supplemental. Valid values are: 001 Self 002 Spouse 003 Other
CONTINUE	Command button. Click to go to the <i>Summary</i> page.
CANCEL	Command button. Click to return to the Main Menu.

4.9 Summary Page

The *Summary* page displays a summary of all information entered for the MSP inquiry before submission (Figure 4-9). After typing/selecting data in all relevant fields on the previous MSP Inquiry pages, review the *Summary* page and click the **Submit** button. The system displays the *Submit Confirmation* page. At this point the MSP inquiry is submitted and you can print the confirmation page.

From the Main Menu page, click **MSP Inquiries** under Search for Requests or Inquiries. The *MSP Inquiry Search* page displays.

Figure 4-10: MSP Inquiry Search

Table 4-9: MSP Inquiry Search

Field	Description
CONTRACTOR #	If you are a Medicare Contractor, this field will be pre-filled with the Contractor Number entered during Contractor Sign In. (<i>protected field</i>). If you are a Regional Office or CMS User, this field will be Pre-filled with the CMS ID/RO Number entered during Contractor Sign In. Note: This field is updateable with any Medicare Contractor Number, but only the CMS ID/RO Number entered during Contractor Sign-In can be used.
HICN	Enter a Health Insurance Claim Number to search for. Note: If searching by HICN, do not enter an SSN or DCN.
SSN	Enter a Social Security Number to search for. Note: If searching by SSN, do not enter a HICN or DCN.
STATUS	Enter a Status code to search for. To view all in-process MSP Inquiry transactions, select IP in the STATUS field.
REASON	Select a Reason code to search for. (See Appendix E for the complete list of codes.)
USER ID	Enter a User ID to search for.
ORIGIN DATE FROM	Enter a starting date for the date range you wish to search for, if applicable. This field is updateable; enter a different ORIGIN DATE FROM in MMDDCCYY format to perform additional searches.
ORIGIN DATE TO	Enter an ending date for the date range you wish to search for. Note: The dates in the ORIGIN DATE FROM and TO fields default to the date 31 calendar days prior to the current date and the current date but can be changed to any calendar day range, as long as it is not more than 31 days.

Field	Description
DCN	Enter a Document Control Number to search for. Note: If searching by DCN, do not enter a HICN or SSN.
SUBMIT	Command button. Click to display search results.
RESET	Command button. Click to clear search results.
CANCEL	Command button. Click to return to the Main Menu.

4.10.1 View Transactions

- Type search criteria in the appropriate fields and click **Submit**.
 - To create a list of all MSP Inquiries for a specific HICN, type the HICN in the search criteria and leave the CONTRACTOR NUMBER field blank.
 - When searching by Origin Date, User ID, Status, and/or Reason, you must also enter a DCN, HICN, SSN or Contractor Number.

The system displays a list of MSP Inquiries (Figure 4-11).

There are 20 items per page; use the **First/Prev** and **Next/Last** navigation at the top of the list to view other transactions on other pages.

- Change or delete search criteria to initiate a new search.

Figure 4-11: MSP Inquiry Search Listing

Delete	HICN	Contractor	DCN	Status	Reason	Origin Date	Last Update	User ID
[X]	#####A	00131	#####	CM	15	01/01/2010	01/05/2010	AAAAAAA
[X]	#####A	00131	#####	IP	02	05/01/2010	05/01/2010	AAAAAAA

Table 4-10: MSP Inquiry Search Listing

Field	Description
Delete	Click the delete [X] link to mark a transaction for deletion.
HICN	Health Insurance Claim Number for the MSP Inquiry transaction. (<i>Protected field</i>). Click the link to view the <i>Summary</i> page.
CONTRACTOR	Contractor number. (<i>protected field</i>)
DCN	Document Control Number assigned to the MSP Inquiry transaction by the Medicare contractor. (<i>protected field</i>)
STATUS	Status of the MSP Inquiry transaction. (<i>protected field</i>)
REASON	Reason for the MSP Inquiry transaction. (<i>protected field</i>)
ORIGIN DATE	Originating date in MMDDCCYY format. (<i>protected field</i>)
LAST UPDATE	Date the MSP Inquiry transaction was last changed in MMDDCCYY format. (<i>protected field</i>)

Field	Description
USER ID	User ID of the operator who entered the MSP Inquiry transaction. (protected field)

4.10.2 Update Transactions

- To update information on an MSP Inquiry transaction, click the **HICN** link for the transaction and the system displays the *Summary* page for the selected transaction, along with page links to the information, to allow for updates.
- To leave the *Summary* page without making any changes, click **Cancel** or **Return** to return to the *Search Page Listing*.

If you do need to update the transaction, access the appropriate page and navigate back to the Summary page. After you have made all updates, click **Submit** to confirm updates, or click **Cancel** to return to the *MSP Inquiry Search Page Listing*.

Figure 4-12: MSP Inquiry Summary



4.10.3 Delete Transactions

- To mark an MSP Inquiry transaction for deletion, click the delete **[X]** link next to the **HICN** and when presented with the *Confirmation* page, confirm by clicking **Continue**, or decline by clicking **Cancel**.
- To exit the MSP Inquiry Search page, click **Home** to return to the Main Menu. The system does not retain search criteria.

Chapter 5: Prescription Drug Assistance Request Transactions

This chapter provides you with step-by-step instructions to perform a Prescription Drug assistance request. Examples and explanations are provided for each page in ECRS Web.

If you are a new user, this chapter can help you use the system as you learn it. You can also use this chapter to determine what information is contained in each field or what you should enter in a field. It can also help you to navigate through the Prescription Drug assistance request transaction process if you are lost. If you are an experienced user, you can use the chapter as a quick reference for a web page that you use infrequently.

5.1 Adding a Prescription Drug Assistance Request Transaction

Use the **Prescription Drug Assistance Request** link under Create Requests or Inquiries on the Main Menu, to add Prescription Drug Assistance Request transactions for Part D records.

Note: Prescription Drug Assistance Requests are only available to Part C and Part D submitters.

5.1.1 Retrieving Beneficiary Information

Beneficiary Information is automatically retrieved when HICN and other required data is entered and saved on the first page of the Prescription Drug Assistance Request (Action Requested). The information is displayed on the right side bar, and carried forward on the Prescription Drug Assistance Request transaction.

5.2 Action Requested Page

From the Main Menu page, click **Prescription Drug Assistance Request** under Create Requests or Inquiries. The system displays the Action Requested page (Figure 5-1).

The *Action Requested* page is the first page displayed when adding a new Prescription Drug Assistance Request. The information entered on this page determines required information on subsequent pages.

5.2.1 Navigation Links

Several basic navigation links are displayed on every *Main Menu* page. See Section 2.6.3 for descriptions of the Heading Bar links and the Right-Side Bar links and fields.

1. Type/select data in all of *the required fields* on the *Action Requested* page, and click **Continue**. *Required fields* are noted with a red asterisk (*) and are as follows:

- DCN
- HICN
- ACTIVITY CODE
- ACTION
- SOURCE

- RECORD TYPE
- PATIENT RELATIONSHIP
- PERSON CODE
- ORIGINATING CONTRACTOR
- EFFECTIVE DATE

Note: If beneficiary information is not found for the HICN you have entered, you will not be able to continue the Prescription Drug Assistance Request.

2. After all relevant fields have been entered, click **Continue** to go to the Prescription Drug Assistance Request Informant Information page, or select a page link from the left side bar.
3. To exit the *Prescription Drug Assistance Request Detail* pages, click **Home** to return to the Main Menu or **Sign Out** to exit the application.

Figure 5-1: Action Requested

The screenshot displays the 'Prescription Drug Assistance Request Action Requested' web form. The form is titled 'Prescription Drug Assistance Request Action Requested' and includes a 'Required' section with the following fields:

- *DCN: [Text Input]
- *HICN: [Text Input]
- *Activity Code: [Please Select]
- *Action: [Please Select]
- [Please Select]
- [Please Select]
- [Please Select]
- *Source: [Please Select]
- HSP Type: [Please Select]
- New HSP Type: [Please Select]
- *Record Type: [Please Select]
- Patient Relationship: [Please Select]
- New Patient Relationship: [Please Select]
- Person Code: [Please Select]
- *Originating Contractor: [Text Input]
- *Effective Date: [//] [Text Input]
- New Effective Date: [Text Input]
- Termination Date: [//] [Text Input]
- Remove Existing Termination Date:

At the bottom of the form are 'Continue' and 'Cancel' buttons. The left sidebar contains navigation links: 'Action Requested', 'Informant Information', 'Insurance Information', 'Employment Information', 'Additional Information', 'Comments/Remarks', and 'Summary'. The right sidebar includes 'Quick Help', 'Help About This Page', 'Change Contractor', 'Change Contractor', 'Contractor', 'ID: *****', 'Name: AAAAAAAAAA', 'User', 'ID: *****', 'Name: FIRST LAST', and 'Phone: (xxx) xxx-xxxx'. The top right corner has 'About' and 'Sign Out' links.

Table 5-1: Prescription Drug Assistance Request Action Requested

Field	Description
DCN	Document Control Number assigned by the contractor to correspondence and/or paperwork associated with transaction (<i>required field</i>) The system auto-generates the DCN, but it can be changed by the user.
HICN	Health Insurance Claim Number of the beneficiary (<i>required field</i>). Type HICN without dashes, spaces, or other special characters. Note: The system looks up the HICN to ensure the most current HICN has been entered. If the most current HICN has not been entered the system replaces the entered HICN with the most current HICN.
ACTIVITY CODE	Activity of contractor (<i>required field</i>). Valid values are: C Claims (Pre-Payment) D Debt Collection/Referral G Group Health Plan I General Inquiries N Liability, No-Fault, Workers' Compensation, and Federal Tort Claim Act

Field	Description
ACTION	<p>Two-character code defining action to take on Prescription Drug record (<i>required field</i>). Valid values are:</p> <ul style="list-style-type: none"> AP Add Policy Number/Group Number BN Develop for RX BIN CT Change Termination Date CX Change RX Values (BIN, Group, PCN) DO Delete Occurrence EA Change Employer Address ED Change Effective Date EI Change Employer Info GR Develop for Group Number II Change Insurer Information IT Change Insurance Type MT Change MSP Type PC Update RX Person Code PN Develop for/add PCN PR Change Patient Relationship TD Add Termination Date <p>Notes:</p> <p>The following Actions can be combined together, but not with any other Actions:</p> <ul style="list-style-type: none"> BN Develop for RX BIN GR Develop for Group Number PN Develop for/add PCN <p>Prescription Drug Assistance Request with the following Actions will be automatically processed, given they have no reject errors:</p> <ul style="list-style-type: none"> AP Add Policy Number/Group Number CX Change RX Values (BIN, Group, PCN) DO Delete Occurrence TD Add Termination Date <p>The BIN field is not required when the action code is “BN.”</p>
SOURCE	<p>Four-character code identifying the source of the Prescription Drug Assistance Request information (<i>required field</i>).</p> <p>Valid values are:</p> <ul style="list-style-type: none"> CHEK = Unsolicited check LTTR = Letter PHON = Phone call SCLM = Claim submitted to Medicare contractor for secondary payment SRVY = Survey

Field	Description
MSP TYPE	<p>One-character code identifying type of MSP coverage. Description of code displays next to value. Valid values are:</p> <ul style="list-style-type: none"> A Working Aged B ESRD C Conditional Payment D Automobile Insurance, No Fault E Workers' Compensation F Federal (Public) G Disabled H Black Lung L Liability W Workers' Compensation Medicare Set Aside <p><i>Required field</i> when ACTION is MT.</p>
NEW MSP TYPE	<p>One-character code identifying type of new MSP coverage. Description of code displays next to value.</p> <p><i>Required field</i> when ACTION is MT.</p>
RECORD TYPE	<p>Prescription Coverage Record Type (<i>required field</i>).</p> <p>Valid values are:</p> <ul style="list-style-type: none"> PRI Primary SUP Supplemental <p>Note: RECORD TYPE must be PRI when ACTION is MT.</p>

Field	Description										
<p>PATIENT RELATIONSHIP</p>	<p>Patient relationship between policyholder and beneficiary (<i>required field</i>). Description of code displays next to value. Valid values are:</p> <ul style="list-style-type: none"> 01 Patient is policy holder 02 Spouse 03 Natural child, insured has financial responsibility 04 Natural child, insured does not have financial responsibility 05 Stepchild 06 Foster child 07 Ward of the Court 08 Employee 09 Unknown 10 Handicapped dependent 11 Organ donor 12 Cadaver donor 13 Grandchild 14 Niece/nephew 15 Injured plaintiff 16 Sponsored dependent 17 Minor dependent of a minor dependent 18 Parent 19 Grandparent dependent 20 Domestic partner (Effective April, 2004.) <p>For the following MSP Types, the patient relationship codes listed to the right are the only valid values that can be used:</p> <table border="0"> <thead> <tr> <th>MSP Type</th> <th>Patient Relationship</th> </tr> </thead> <tbody> <tr> <td colspan="2">-----</td> </tr> <tr> <td>A</td> <td>01, 02</td> </tr> <tr> <td>B</td> <td>01, 02, 03, 04, 05, 18, 20</td> </tr> <tr> <td>G</td> <td>01, 02, 03, 04, 05, 18, 20</td> </tr> </tbody> </table>	MSP Type	Patient Relationship	-----		A	01, 02	B	01, 02, 03, 04, 05, 18, 20	G	01, 02, 03, 04, 05, 18, 20
MSP Type	Patient Relationship										

A	01, 02										
B	01, 02, 03, 04, 05, 18, 20										
G	01, 02, 03, 04, 05, 18, 20										
<p>NEW PATIENT RELATIONSHIP</p>	<p>New patient relationship between policyholder and beneficiary. Description of code displays next to value <i>Required field</i> when ACTION is PR.</p>										
<p>PERSON CODE</p>	<p>Plan-specific Person Code. Values are:</p> <ul style="list-style-type: none"> 001 Self 002 Spouse 003 Other <p><i>Required field</i> when: RECORD TYPE is Supplemental ACTION is PC</p>										
<p>ORIGINATING CONTRATOR</p>	<p>Contractor number of the contractor that created the original Prescription Drug record at MBD (<i>required field</i>).</p>										

Field	Description
EFFECTIVE DATE	Effective date of drug coverage in MMDDCCYY format (<i>required field.</i>)
NEW EFFECTIVE DATE	New effective date of drug coverage in MMDDCCYY format. <i>Required field</i> when ACTION is ED.
TERMINATION DATE	Termination date of drug coverage in MMDDCCYY format. <i>Required field</i> when ACTION is TD or CT.
REMOVE EXISTING TERMINATION DATE checkbox	Check to remove an existing termination date.
CONTINUE	Command button. Click to go to the <i>Informant Information</i> page. Note: All <i>required fields</i> must be populated before clicking Continue .
CANCEL	Command button. Click to return to the Main Menu.

5.3 Informant Information Page

1. Enter information on the *Informant Information* page regarding the person who informed you of the change in the Part D coverage.
2. After all relevant fields have been entered, click **Continue** to go to the *Insurance Information* page, or select a page link from the left side bar.

Figure 5-2: Prescription Drug Assistance Request Informant Information

The screenshot shows the 'Prescription Drug Assistance Request Informant Information' page. On the left is a sidebar with navigation options: Action Requested, Informant Information (selected), Insurance Information, Employment Information, Additional Information, Comments/Remarks, and Summary. The main content area contains a form with the following fields: First Name, Middle Initial, Last Name, Address, City, State (dropdown), Zip, Phone (with area code and extension), and Relationship (dropdown). Below the form are 'Continue' and 'Cancel' buttons. On the right sidebar, there is a 'Quick Help' section with links for 'Help About This Page' and 'Change Contractor'. Below that, it shows 'Contractor' information (ID: *****), 'User' information (ID: *****), and 'Beneficiary' information (HICN: *****). At the bottom right, it displays 'DCN' information (ID: CD03132010) and status details: Origin Date: 05/01/2010, Status: NW - New, not yet read by COB, Reason: 01 - Not yet read by COB, used with NW status.

Table 5-2: Prescription Drug Assistance Request Informant Information

Field	Description
FIRST NAME	Given or first name of person informing contractor of change in Part D coverage. <i>Required field</i> for all ACTIONs when SOURCE is CHEK, LTTR, or PHON.
MIDDLE INITIAL	Middle initial of person informing contractor of change in Part D coverage.
LAST NAME	Surname of person informing contractor of change in Part D coverage. <i>Required field</i> for all ACTIONs when SOURCE is CHEK, LTTR, or PHON.
ADDRESS	Informant’s street address. <i>Required field</i> for all ACTIONs when SOURCE is CHEK, LTTR, or PHON.
CITY	Informant’s city. <i>Required field</i> for all ACTIONs when SOURCE is CHEK, LTTR, or PHON.
STATE	Informant’s state. <i>Required field</i> for all ACTIONs when SOURCE is CHEK, LTTR, or PHON.
ZIP	Informant’s ZIP code. <i>Required field</i> for all ACTIONs when SOURCE is CHEK, LTTR, or PHON.
PHONE	Informant’s telephone number
RELATIONSHIP	One-character code indicating relationship of informant to beneficiary. Valid values are: <ul style="list-style-type: none"> A Attorney representing beneficiary B Beneficiary C Child D Defendant’s attorney E Employer F Father I Insurer M Mother N Non-relative O Other relative P Provider R Beneficiary representative (other than attorney) S Spouse U Unknown W Pharmacy <i>Required field</i> for all ACTIONs when SOURCE is CHEK, LTTR, or PHON.
CONTINUE	Command button. Click to go to <i>Insurance Information</i> page.
CANCEL	Command button. Click to return to the Main Menu.

5.4 Insurance Information Page

1. Enter information on the *Insurance Information* page about the insurance type associated with the Part D record.
2. Type data in all fields that need to be revised.

Note: Currently you cannot use Action II to automatically update Insurance Name and Address information. To update this information, you must use a work-around. First, submit an Action that will not automatically process (i.e., any Action other than AP - Add Policy Number/Group Number; CX - Change RX Values (BIN, Group, PCN); DO - Delete Occurrence; or TD - Add Termination Date). Second, use the *Comments/Remarks* page to request the BCRC to update the insurance name/address information. Include your requested changes on the comments/remarks page.

Figure 5-3: Prescription Drug Assistance Request Insurance Information

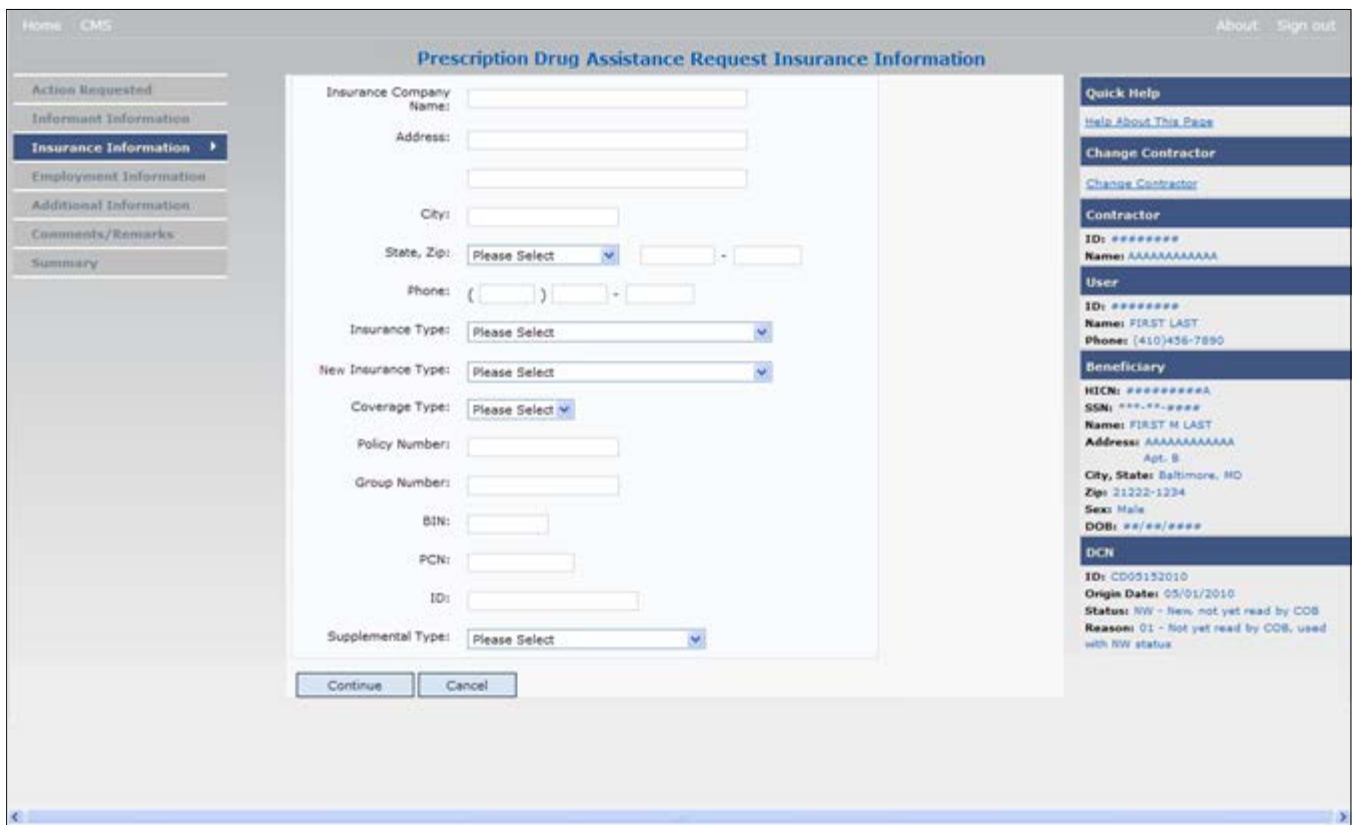


Table 5-3: Prescription Drug Assistance Request Insurance Information

Field	Description
INSURANCE COMPANY NAME	Name of Part D insurance carrier.
ADDRESS	First Line of the insurance carrier’s street address.
(ADDRESS 2)	Unlabeled field. Second line of the insurance carrier’s street address.
CITY	City associated with the insurance carrier’s street address.
STATE	State associated with the insurance carrier’s street address.

Field	Description
ZIP	Zip code associated with the insurance carrier’s street address.
PHONE	Phone Number of the insurance carrier.
INSURANCE TYPE	One-character code for the type of insurance. Not used for Prescription Drug records.
NEW INSURANCE TYPE	Select a one-character code for the new type of insurance. Not used for Prescription Drug records.
COVERAGE TYPE	<p>Prescription Coverage type of insurance.</p> <p>Valid values are:</p> <ul style="list-style-type: none"> U Drug Network V Drug Non-network Z Health account (such as a flexible spending account provided by other party to pay prescription drug costs or premiums) <p><i>Required field</i></p>
POLICY NUMBER	<p>Policy number of insurance coverage</p> <p><i>Required field</i> when ACTION is AP and MSP TYPE is NOT D, E, L, or W.</p> <p>Note: If GROUP NUMBER is entered, the POLICY NUMBER is not required.</p>
GROUP NUMBER	<p>Group number of insurance coverage</p> <p>Group Number, BIN, or PCN is required when ACTION is CX.</p> <p><i>Required field</i> when ACTION is AP and MSP TYPE is NOT D, E, L, or W.</p> <p><i>Required field</i> when COVERAGE TYPE is U.</p> <p>Note: If POLICY NUMBER is entered, the GROUP NUMBER is not required.</p>
BIN	<p>Prescription Drug BIN number. Must be six numeric characters.</p> <p><i>Required field</i> if COVERAGE TYPE is U and ACTION CODE is NOT BN.</p> <p>Group Number, BIN, or PCN is required when ACTION is CX.</p> <p>Note: If the action code is BN (Develop for BIN) and a value is entered in the BIN field, an error message will be displayed if the BIN is invalid. You must correct the error before continuing with the transaction.</p>
PCN	<p>Prescription Drug PCN number. Must not contain special characters.</p> <p><i>Required field</i> if COVERAGE TYPE is U.</p> <p>Group Number, BIN, or PCN is required when ACTION is CX.</p>
ID	<p>Prescription Drug ID number. Must not contain special characters.</p> <p><i>Required field</i> if COVERAGE TYPE is U.</p>

Field	Description
SUPPLEMENTAL TYPE	Prescription Drug policy type. Valid values are: L Supplemental M Medigap N Non-qualified State Program O Other P PAP R Charity T Federal Government Programs 1 Medicaid 2 Tricare 3 Major Medical
CONTINUE	Command button. Click to go to the <i>Employment Information</i> page.
CANCEL	Command button. Click to return to the Main Menu.

5.5 Employment Information Page

1. Enter employment information associated with the Part D record on the *Employment Information* page.
2. After all relevant fields have been entered, click **Continue** to go to the *Additional Information* page, or select a page link from the left side bar.

Figure 5-4: Prescription Drug Assistance Request Employment Information

The screenshot shows the 'Prescription Drug Assistance Request Employment Information' page. On the left, a sidebar lists navigation options: Action Requested, Informant Information, Insurance Information, **Employment Information** (selected), Additional Information, Comments/Remarks, and Summary. The main content area contains a form with the following fields: Employer Name, Address, City, State (with a dropdown menu set to 'Please Select'), Zip, Phone (with area code and extension fields), EIN, and Employee #. Below the form are 'Continue' and 'Cancel' buttons. On the right, a sidebar displays user and beneficiary information. The 'User' section shows ID: ***** and Name: FIRST LAST. The 'Beneficiary' section shows HICN: ***** and SSN: ***-**-****. The 'DCN' section shows ID: C005192010, Origin Date: 05/01/2010, Status: NW - Item, not yet read by CDB, and Reason: 01 - Not yet read by CDB, used with NW status.

Table 5-4: Prescription Drug Assistance Request Employment Information

Field	Description
EMPLOYER NAME	Name of employer providing the group health insurance the beneficiary is covered under. <i>Required field</i> when ACTION is EA or EI.
ADDRESS	First line of the employer’s street address. <i>Required field</i> when ACTION is EI.
(ADDRESS 2)	Unlabeled field. Second line of the employer’s street address.
CITY	City associated with the employer’s street address. <i>Required field</i> when ACTION is EI.
STATE	State associated with the employer’s street address. <i>Required field</i> when ACTION is EI.
ZIP	Zip Code associated with the employer’s street address. <i>Required field</i> when ACTION is EI.
PHONE	Phone Number of the employer
EIN	Employer Identification Number
EMPLOYEE #	Employee number of the policy holder
CONTINUE	Command button. Click to go to the <i>Additional Information</i> page.
CANCEL	Command button. Click to return to the Main Menu.

5.6 Additional Information Page

1. Enter check information on this page.
2. After all relevant fields have been entered, click **Continue** to go to the *Comments/Remarks* page, or select a page link from the left side bar.

Figure 5-5: Prescription Drug Assistance Request Additional Information

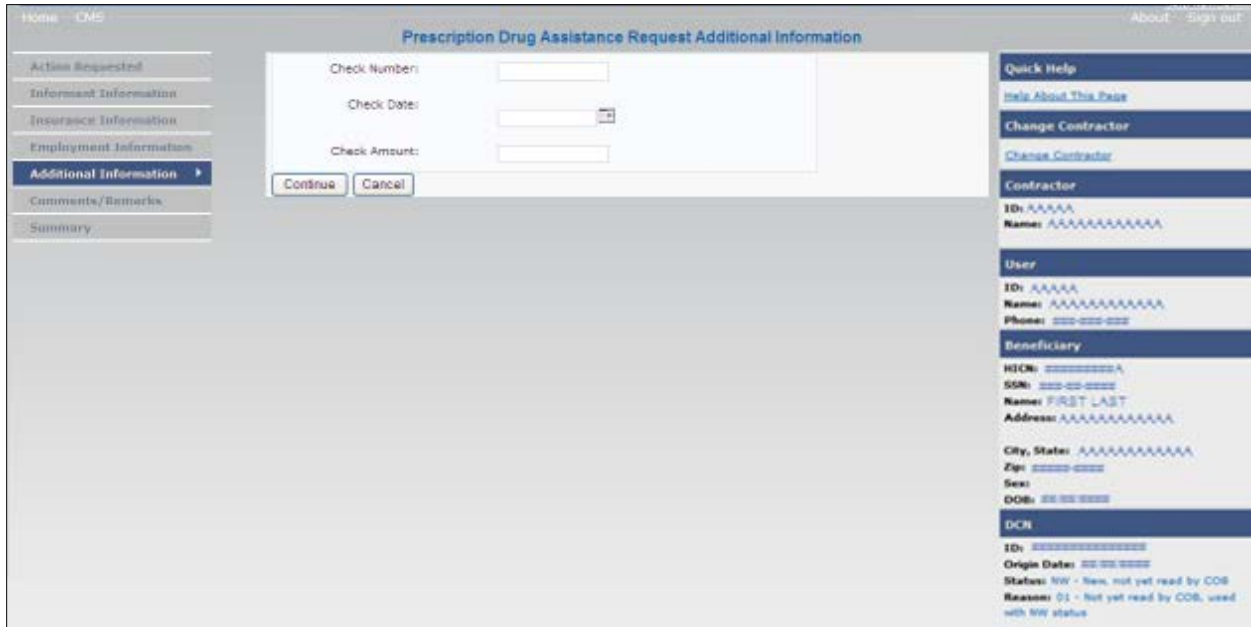


Table 5-5: Prescription Drug Assistance Request Additional Information

Field	Description
CHECK NUMBER	Number of check received. <i>Required field</i> if SOURCE is CHEK.
CHECK DATE	Date of check received. <i>Required field</i> if SOURCE is CHEK. You cannot future-date this field.
CHECK AMOUNT	Amount of check received. <i>Required field</i> if SOURCE is CHEK.
CONTINUE	Command button. Click to go to the <i>Comments/Remarks</i> page.
CANCEL	Command button. Click to return to the Main Menu.

5.7 Comments and Remarks Page

1. Enter comments on the Comments and Remarks page. Please see Figure 5-6. All comments entered are viewable by the BCRC. Refer to Appendix F for the complete list of Remark Codes.

Note: Remarks are only displayed on the *Comments/Remarks* page when the ACTION is AR.

2. After all relevant fields have been entered, click **Continue** to go to the *Summary* page, or select a page link from the left side bar.

Figure 5-6: Comments and Remarks

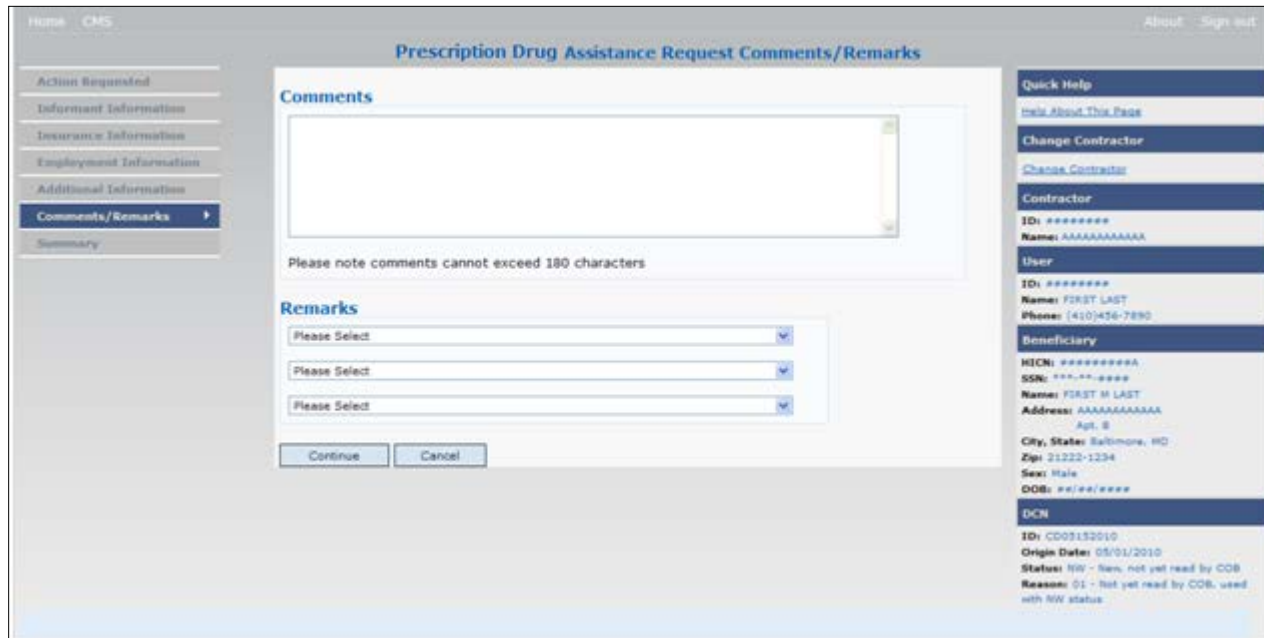


Table 5-6: Prescription Drug Assistance Request Comments and Remarks

Field	Description
COMMENTS	Free-form text field, where Medicare contractors type data to send notes to the BCRC. <i>Protected field</i> when the BCRC adds a comment. Note: The BCRC reviews these comments unless the request involves an automated action type (ACTIONS AP, CX, DO, & TD). In these cases, when automated action types are submitted individually and processed successfully, the comments entered are not reviewed.
REMARKS	Enter at least one Remark code, explaining the reason for the transaction. Enter up to three remark codes. See Appendix F for more information.
CONTINUE	Command button. Click to go to the <i>Summary</i> page.
CANCEL	Command button. Click to return to the Main Menu.

Comments entered for the Benefits Coordination & Recovery Center should provide explanation and additional information for the Action selected, such as the examples displayed in the following table:

Table 5-7: BCRC Example Action Details

Action	Comment
DO	PLEASE DELETE. MEMBER DID NOT ENROLL IN THE EMPLOYER’S GHP.
IT	VERIFY INS TYPE. WE RECEIVED A PAYING EOB FOR NON HOSPITAL SERVICES.
TD	PLEASE TERM RECORD.
CT	PER EMPLOYER, BENE RETIRED 9/1/09. PLEASE UPDATE TERM DATE.

5.8 Summary Page

The *Summary* page displays a summary of all information entered for the assistance request before submission.

After typing/selecting data in all relevant fields on the previous *Prescription Drug Assistance Request* pages, review the *Summary* page and click **Submit**.

The system displays the *Submit Confirmation* page. At this point the assistance request is submitted and you can print the confirmation page.

Figure 5-7: Summary Page

Prescription Drug Assistance Request Summary

Active Request/ID

- DCN: 9676547654
- NICN: #####
- Activity Code: C - Claims (Pre-Payment)
- Admin Codes: AP - Add Policy Number/Group Number
- Source: SQM - Claim submitted to Medicare contractor for alternate payment
- RSP Type: D - Automobile Insurance, No Fault
- Record Type: SUP - Supplemental
- Patient Relationship: 01 - Policy Holder
- New Patient Relationship
- Person Code: 001 - Self
- Originaling Contractor: 11309
- Effective Date: 01/18/2002
- New Effective Date:
- Termination Date: 06/18/2007
- Remove Existing Termination Date:
- Submitter Type: Part D

Informant Information

- Name: FIRST M. LAST
- Address: AAAAAAAAAAAAAA
- City, State, Zip: Whoville, AL 66643
- Phone: (323) 555-6666
- Relationship: B-Beneficiary

Insurance Information

- Insurance Company Name: AAAAAAAAAAAAAA
- Address: AAAAAAAAAAAAAA
- Building 202
- City, State, Zip: Baltimore, MD 32323-3432
- Phone: (323) 444-1232
- Insurance Type: C-PPO
- Coverage Type: U - Drug Network
- Policy Number: B234234
- Group Number: F444443
- SN:
- PCN:
- ID:
- Supplemental Type: L - Supplemental

Employment Information

- Employer Name: AAAAAAAAAAAAAA
- Address: AAAAAAAAAAAAAA
- Suite 302
- City, State, Zip: Baltimore, MD 21232
- Phone: (410) 323-3333
- SN: #####
- Employee Number: W233401

Quick Help

- View About This Page
- Change Contractor
- Check Contract
- Contractor
- ID: #####
- Name: AAAAAAAAAAAAAA
- User
- ID: #####
- Name: FIRST LAST
- Phone: (410) 436-1980
- Beneficiary
- ID: #####
- SN: #####
- Name: FIRST M. LAST
- Address: AAAAAAAAAAAAAA
- City, State, Baltimore, MD
- Zip: 31222-1234
- SN: First
- ID: #####
- SN
- ID: 00010001
- Origin Date: 10/10/2013
- Status: 00 - New, not yet read by CSR
- Reason: 01 - Not entered by CSR, user not yet status

5.9 Viewing, Updating, and Deleting Prescription Drug Assistance Request Transactions

Follow the steps below to search for and display a list of Prescription Drug Assistance Request transactions.

From the Main Menu page, click the **Prescription Drug Assistance Requests** link under Search for Requests or Inquiries.

The *Prescription Drug Assistance Request Search* page displays.

Note: You can only update or delete Prescription Drug assistance request transactions in NW status. Any user with the same contractor number can update or delete a transaction in NW status. However, if the COB system has started processing the information you cannot request an update or delete.

Figure 5-8: Prescription Drug Assistance Request Search

Table 5-8: Prescription Drug Assistance Request Search

Field	Description
CONTRACTOR #	If you are a Medicare Contractor, this field will be pre-filled with the Contractor Number entered during Contractor Sign In. (<i>protected field</i>)... If you are a Regional Office or CMS user, this field will be pre-filled with the CMS ID/RO Number entered during Contractor Sign In. Note: This field is updateable with any Medicare Contractor Number, but only the CMS ID/RO Number entered during Contractor Sign-In can be used.
HICN	Enter a Health Insurance Claim Number to search for. Note: If searching by HICN, do not enter an SSN or DCN.
SSN	Enter a Social Security Number to search for. Note: If searching by SSN, do not enter a HICN or DCN.

Field	Description
STATUS	Enter a Status code to search for. To view all in-process Prescription Drug Assistance Request transactions, select IP in the STATUS field.
REASON	Select a Reason code to search for. (See Appendix E for the complete list of codes.)
USER ID	Enter a User ID to search for.
ORIGIN DATE FROM	Enter a starting date for the date range you wish to search for, if applicable. This field is updateable; enter a different ORIGIN DATE FROM in MMDDCCYY format to perform additional searches.
ORIGIN DATE TO	Enter an ending date for the date range you wish to search for. Note: The dates in the ORIGIN DATE FROM and TO fields default to the date 31 calendar days prior to the current date and the current date but can be changed to any calendar day range, as long as it is not more than 31 days.
DCN	Enter a Document Control Number to search for. Note: If searching by DCN, do not enter a HICN or SSN.
SEARCH	Command button. Click to display search results.
RESET	Command button. Click to clear search results.
CANCEL	Click to return to the Main Menu.

5.9.1 View Transactions

- Type search criteria in the appropriate fields and click **Submit**.
 - To create a list of all Prescription Drug Assistance Requests for a specific HICN, type the HICN in the search criteria and leave the CONTRACTOR NUMBER field blank.
 - When searching by Origin Date, User ID, Status, and/or Reason, you must also enter a DCN, HICN, SSN or Contractor Number.

The system displays a list of Prescription Drug Assistance Requests (Figure 5-9).

There are 20 items per page; use the First/Prev and Next/Last navigation at the top of the list to view other transactions on other pages.

- Change or delete search criteria to initiate a new search.

Figure 5-9: Search Listing

Delete	HICN	Contractor	DCN	Status	Reason	Origin Date	Last Update	User ID
	#####A	00131	#####	CM	15	01/01/2010	01/05/2010	AAAAAAA
	#####A	00131	#####	IP	02	05/01/2010	05/01/2010	AAAAAAA

Table 5-9: Prescription Drug Assistance Requests Search Listing

Field	Description
Delete	Click the delete [X] link to mark a transaction for deletion
HICN	Health Insurance Claim Number for the Prescription Drug Assistance Request transaction. (<i>Protected field</i>). Click the HICN link to view the Summary page.
CONTRACTOR	Contractor number. (<i>protected field</i>)
DCN	Document Control Number assigned to the Prescription Drug Assistance Request transaction by Medicare contractor. (<i>protected field</i>)
STATUS	Status of the Prescription Drug Assistance Request transaction. (<i>protected field</i>)
REASON	Two-character code explaining why the Prescription Drug Assistance Request is in a particular status. (See Appendix E for the complete list of codes.) (<i>protected field</i>)
ORIGIN DATE	Originating date in MM-DD-CCYY format. (<i>protected field</i>)
LAST UPDATE	Date Prescription Drug Assistance Request transaction was last changed in MMDDCCYY format. (<i>protected field</i>)
USER ID	User ID of operator who entered the Prescription Drug Assistance Request transaction. (<i>protected field</i>)

5.9.2 Update Transactions

1. To update information on a Prescription Drug Assistance Request transaction, click the **HICN** link for the transaction and the system displays the *Summary* page for the selected transaction, along with page links to the information, to allow for updates (Figure 5-10).
2. To leave the *Summary* page without making any changes, click **Cancel** or **Return** to return to the *Search Page Listing*. If you do need to update the transaction, access the appropriate page and navigate back to the *Summary* page.
3. After you have made all updates, click **Submit** to confirm updates, or **Cancel** to return to the *Prescription Drug Assistance Request Search Page Listing*.

Figure 5-10: Summary Page

Prescription Drug Assistance Request Summary

Action Requested

DCN: 9876547654
HCN: *****
Activity Code: C - Claims (Pre-Payment)
Action Code: AP - Add Policy Number/Group Number
Source: SQM - Claim submitted to Medicare contractor for alternate payment
MSP Type: D - Automobile Insurance, No Fault
Record Type: SUP - Supplemental
Patient Relationship: 03 - Policy Holder
New Patient Relationship:
Person Code: 001 - Self
Originating Contractor: 13399
Effective Date: 01/18/2002
New Effective Date:
Termination Date: 06/18/2007
Remove Existing Termination Date:
Submitter Type: Part D

Referent Information

Name: FIRST M. LAST
Address: AAAAAAAAAAAAAA
City, State, Zip: Wrentham, AL 66643
Phone: (323) 555-6666
Relationship: B-Beneficiary

Insurance Information

Insurance Company Name: AAAAAAAAAAAAAA
Address: AAAAAAAAAAAAAA
Building: 202
City, State, Zip: Baltimore, MD 32323-3432
Phone: (323) 444-3232
Insurance Type: C-PRD
Coverage Type: U - Drug Network
Policy Number: 8234234
Group Number: 8444444

Quick Help

Web About This Data
Change Contractor
Choose Contractor
Contractor Name: *****
ID#: AAAAAAAAAAAAAA
SSN: *****
Beneficiary Information:
Name: FIRST M. LAST
Address: AAAAAAAAAAAAAA
City, State: Baltimore, MD
Zip: 31222-1234
Phone: *****
DOB: WWWWXXXX
HCN: *****
ID#: 0000-0000
Origin Date: 05/01/2010
Status: 00 - Rev. Not yet read by COB
Reason: 01 - Not yet read by COB, used with 00 status

Table 5-10: Prescription Drug Assistance Request Summary

Field	Description
ACTION REQUESTED	Displays information that was previously entered on the <i>Action Requested</i> page.
INFORMANT INFORMATION	Displays information that was previously entered on the <i>Informant Information</i> page.
INSURANCE INFORMATION	Displays information that was previously entered on the <i>Insurance Information</i> page.
EMPLOYMENT INFORMATION	Displays information that was previously entered on the <i>Employment Information</i> page.
ADDITIONAL INFORMATION	Displays information that was previously entered on the <i>Additional Information</i> page.
COMMENTS/REMARKS	Displays information that was previously entered on the <i>Comments/Remarks</i> page.
COB RESPONSE INFORMATION	Displays for records that are not in NW status. See below for more information.
COB COMMENTS	Free-form text field, where the BCRC’s comments appear.
USER ID	User ID of the person who entered the BCRC comment.
DEVELOPMENT RESPONSE INDICATOR	Development response indicator. Valid values are: A Attorney B Beneficiary E Employer I Insurer P Provider R Beneficiary Representative N No Response
DEVELOPED TO (INITIAL)	Development Source Code indicating where the initial development letter was sent. Valid values are: A Attorney B Beneficiary E Employer I Insurer P Provider R Beneficiary Representative (other than attorney)

Field	Description
DEVELOPED TO (SUBSEQUENT)	Development Source Code indicating where the subsequent development letter was sent. Valid values are: A Attorney B Beneficiary E Employer I Insurer P Provider R Beneficiary Representative (other than attorney)
RETURN	Command button. Click to return to the <i>Prescription Drug Assistance Request Search Page Listing</i> without making any updates to the transaction. Displays for records in all statuses except NW.
SUBMIT	Command button. Click to save updates. Displays for records in NW status.
CANCEL	Command button. Click to return to the <i>Search Page Listing</i> without making any updates to the transaction. Displays for records in NW status.

5.9.3 Delete Transactions

1. To mark a Prescription Drug Assistance Request transaction for deletion, click the delete [X] link next to the **HICN** and when presented with the Confirmation page, confirm by clicking **Continue**, or decline by clicking **Cancel**.
2. To exit the *Prescription Drug Assistance Request Search* page, click **Home** to return to the Main Menu. The system does not retain search criteria.

Chapter 6: Prescription Drug Inquiry Transactions

This chapter provides you with step-by-step instructions to perform a prescription drug inquiry. Examples and explanations are provided for each page in ECRS.

If you are a new user, this chapter can help you use the system as you learn it. You can also use this chapter to determine what information is contained in each field or what you should enter in a field. It can also help you to navigate through the prescription coverage inquiry transaction process if you are lost. If you are an experienced user, you can use the chapter as a quick reference for a web page that you use infrequently.

6.1 Adding a Prescription Drug Inquiry Transaction

There are two ways to enter a Prescription Drug Inquiry:

- **From an MSP Inquiry**

This option allows you to see Prescription Drug information associated with an MSP Inquiry.

- From the Main Menu, click **MSP Inquiry** under the heading Create Requests or Inquiries. The system displays the first page of the MSP Inquiry.
- Follow instructions for Adding an MSP Inquiry and enter Prescription Drug information on the Prescription Coverage page.

- **From the Main Menu**

This option allows you to enter a Prescription Drug inquiry independent of an MSP inquiry. Follow the steps in Section 6.4.

6.1.1 Retrieving Beneficiary Information

Beneficiary Information is automatically retrieved when HICN and other required data is entered on the first page of the *Prescription Drug Inquiry* (Initial Information) and you click **Continue**. The information is displayed on the right side bar, and is carried forward on the Prescription Drug Inquiry transaction.

6.1.2 Common Prescription Drug Sources

The following are common sources that provide contractors with prescription drug information, followed by the associated Source Code:

- Survey (SRVY)
- Letters from beneficiaries or other informants (LTTR)
- Phone calls (PHON)
- Checks (CHEK)
- Secondary claims (SCLM)

6.2 Initial Information Page

From the Main Menu, click **Prescription Drug Inquiry** under Create Requests or Inquiries.

The system displays the *Initial Information* page. This is the first page you see when adding a new Prescription Drug Inquiry. The information entered on this page determines required information on subsequent pages.

Figure 6-1: Prescription Drug Inquiry Initial Information Page



6.2.1 Navigation Links

Several basic navigation links are displayed on every *Main Menu* page. See Section 2.6.3 for descriptions of the Heading Bar links and the Right-Side Bar links and fields.

1. Enter data in all fields and click **Continue** to go to the Additional Information page, or select a page link from the left side bar.

Note: If Beneficiary Information is not found for the HICN you have entered, you will receive a warning message but will still be able to continue with the Prescription Drug Inquiry.

2. To exit the Prescription Drug Inquiry Detail pages, click **Home** to return to the Main Menu or **Sign Out** to exit the application.

Table 6-1: Prescription Drug Inquiry Initial Information

Field	Description
DCN	Document Control Number assigned by the contractor to correspondence and/or paperwork associated with the transaction. <i>Required field.</i> The system auto-generates the DCN, but it can be changed by the user.
HICN	Health Insurance Claim Number of the beneficiary. Enter without dashes, spaces, or other special characters. <i>Required field.</i> Note: The system looks up the HICN to ensure the most current HICN has been entered. If the most current HICN has not been entered, the system replaces it with the most current HICN.

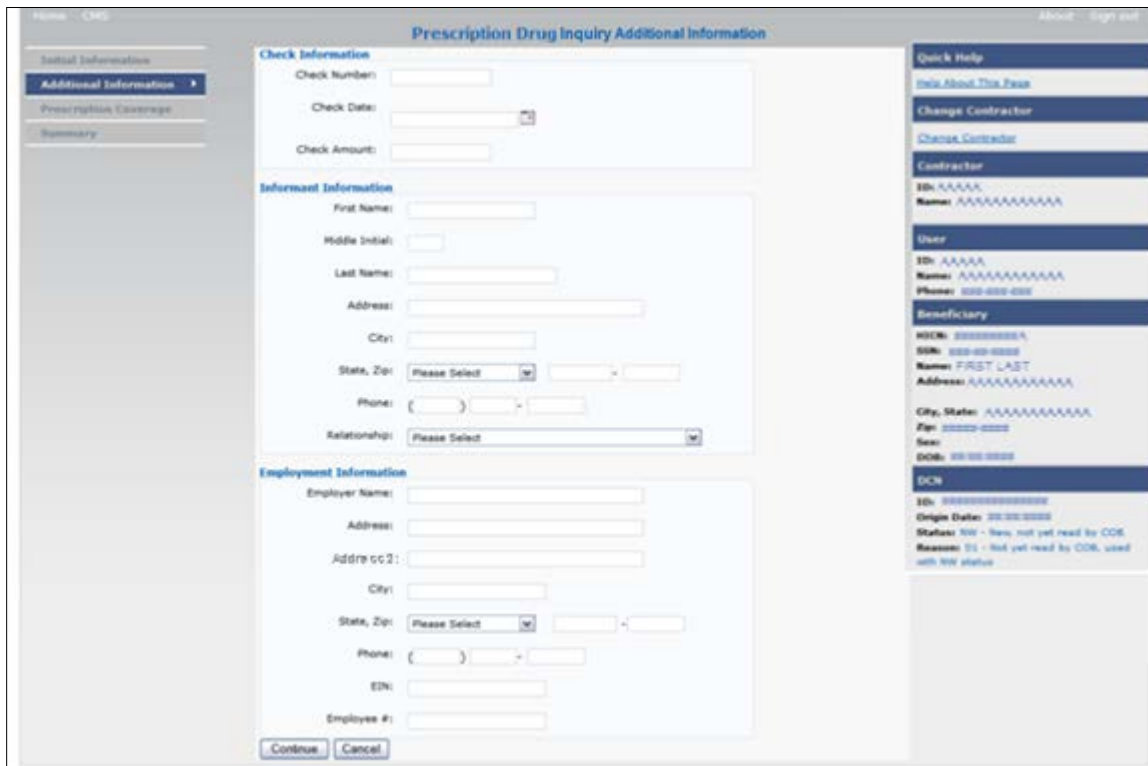
Field	Description
ACTIVITY CODE	Activity of contractor. <i>Required field.</i> Valid values are: C Claims (Pre-Payment) D Debt Collection/Referral G Group Health Plan I General Inquiries N Liability, No Fault, Workers' Compensation, and Federal Tort Claim Act
SOURCE	Four-character code identifying source of the Prescription Drug Inquiry information. <i>Required field.</i> Valid values are: CHEK = Unsolicited check LTTR = Letter PHON = Phone call SCLM = Claim submitted to Medicare contractor for secondary payment SRVY = Survey
MSP TYPE	One-character code identifying type of MSP coverage. <i>Required field.</i> Valid values are: A Working Aged B ESRD C Conditional Payment D Automobile Insurance, No Fault E Workers' Compensation F Federal (Public) G Disabled H Black Lung L Liability
PATIENT RELATIONSHIP	Patient relationship between the policyholder and the beneficiary. Valid values are: 01 POLICY HOLDER 02 SPOUSE 03 CHILD 04 OTHER
SEND TO MDB	Indicates whether to send the Prescription Drug inquiry to MBD. <i>Required field.</i> Valid values are: YES Send to MBD (default) NO Do not send to MBD
CONTINUE	Command button. Click to go to the <i>Additional Information</i> page. <i>Required fields</i> must be entered before clicking Continue .

Field	Description
CANCEL	Command button. Click to return to the Main Menu.

6.3 Additional Information Page

On this page, enter additional information needed for the Prescription Drug inquiry.

Figure 6-2: Prescription Drug Inquiry Additional Information



After all relevant fields have been entered, click **Continue** to go to the Prescription Coverage page, or select a page link from the left side bar.

Table 6-2: Prescription Drug Inquiry Additional Information

Field	Description
CHECK NUMBER	Number of check received. <i>Required field</i> when SOURCE is CHEK.
CHECK DATE	Date of check received. You cannot future-date this field. <i>Required field</i> when SOURCE is CHEK.
CHECK AMOUNT	Amount of check received. <i>Required field</i> when SOURCE is CHEK.
FIRST NAME	First name of person informing contractor of change in Prescription Drug coverage. <i>Required field</i> when SOURCE is CHEK, LTTR or PHON.

Field	Description
MIDDLE INITIAL	First initial of middle name of the person informing the contractor of the change in Prescription Drug coverage.
LAST NAME	Last name of the person informing the contractor of the change in Prescription Drug coverage. <i>Required field</i> when SOURCE is CHEK, LTTR or PHON.
ADDRESS	Informant's street address. <i>Required field</i> when SOURCE is CHEK, LTTR or PHON.
CITY	Informant's city. <i>Required field</i> when SOURCE is CHEK, LTTR or PHON.
STATE	Informant's state. <i>Required field</i> when SOURCE is CHEK, LTTR or PHON.
ZIP	Informant's ZIP code. <i>Required field</i> when SOURCE is CHEK, LTTR or PHON.
PHONE	Informant's telephone number
RELATIONSHIP	One-character code indicating the relationship of the informant to the beneficiary. <i>Required field</i> when SOURCE is CHEK, LTTR or PHON. Valid values are: <ul style="list-style-type: none"> A Attorney representing beneficiary B Beneficiary C Child D Defendant's attorney E Employer F Father I Insurer M Mother N Non-relative O Other relative P Provider R Beneficiary representative (other than attorney) S Spouse U Unknown W Pharmacy
EMPLOYER NAME	Name of employer providing the group health insurance the beneficiary is covered under.
ADDRESS	First line of the employer's street address.
ADDRESS 2	Second line of the employer's street address.
CITY	City associated with the employer's street address.
STATE	State associated with the employer's street address.
ZIP	Zip Code associated with the employer's street address.

Field	Description
PHONE	Phone Number of the employer.
EIN	Employer Identification Number.
EMPLOYEE #	Employee number of the policy holder.
CONTINUE	Command button. Click to go to the <i>Prescription Coverage</i> page.
CANCEL	Command button. Click to return to the Main Menu.

6.4 Prescription Drug Inquiry Prescription Drug Page

Type/select Prescription Drug information associated with the Part D coverage on this page (Figure 6-3).

- If the Insurance Company Name is not entered, you will receive the following error message: “Please enter Insurance Company Name.”
- If the Insurance Company Name matches any of the values listed in Table 6-3 you will you will receive the following error message “Insurance Company Name not a valid name”

Note: A valid Insurance Company Name must be provided. The following are invalid entries:

ATTORNEY, BC, BCBS, BCBX, BLUE CROSS, BLUE SHIELD, BS, BX, CMS, HCFA, INSURER, MEDICARE, MISC, MISCELLANEOUS, N/A, NA, NO, NONE, SUPPLEMENT, SUPPLEMENTAL, UNK, XX and UNKNOWN

Figure 6-3: Prescription Drug Page

The screenshot displays the 'Prescription Drug Inquiry' web page. The main content area is a form titled 'Prescription Drug Inquiry Prescription Drug' with a 'Required' section. The form includes the following fields:

- Insurance Company Name:
- Address Line 1:
- Address Line 2:
- City:
- State, Zip: Please Select
- Phone: ()
- Effective Date: 01/01/2010
- Termination Date:
- Record Type: Please Select
- Coverage Type: Please Select
- BIN:
- PCN:
- Policy Number:
- Group:
- ID:
- Supplemental Type: Please Select
- Person Code: Please Select

At the bottom of the form are 'Continue' and 'Cancel' buttons. The left sidebar contains navigation links: 'Home CMC', 'Initial Information', 'Additional Information', 'Prescription Drug', and 'Summary'. The right sidebar contains user information under the heading 'ECRS User Guide About Sign out':

- Quick Help**
 - [Help About This Page](#)
- Change Contractor**
 - [Change Contractor](#)
- Contractor**
 - ID: 00020
 - Name: PINNACLE BUSINESS SOLUTIONS, INC.
- User**
 - ID: HREM061
 - Name: TEST ECRS USER
 - Phone: 123-456-7890
- Beneficiary**
 - HICN:
 - SSN: *
 - Name:
 - Address:
 - City, State:
 - Zip:
 - Sex:
 - DOB:
- DCN**
 - ID: 1349706017884
 - Origin Date: 10/08/2012
 - Status: NW - New, not yet read by COB
 - Reason: 01 - Not yet read by COB, used with NW status

Table 6-3: Prescription Drug Inquiry Prescription Drug

Field	Description
INSURANCE COMPANY NAME	<p>Name of the insurance carrier for drug coverage. <i>Required field.</i></p> <p>If the Insurance Company Name is blank or only contains one of the following values, then it is considered an error:</p> <ul style="list-style-type: none"> • ATTORNEY • BC • BCBX • BCBS • BLUE CROSS • BLUE SHIELD • BS • BX • CMS • COB • HCFA • INSURER • MEDICARE • MISC • MISCELLANEOUS • N/A • NA • NO • NONE • SUPPLEMENT • SUPPLEMENTAL • UNK • XX • UNKNOWN.
ADDRESS LINE 1	First Line of the insurance carrier’s street address.
ADDRESS LINE 2	Second Line of the insurance carrier’s street address.
CITY	City associated with the insurance carrier’s street address.
STATE	State associated with the insurance carrier’s street address.
ZIP	Zip code associated with the insurance carrier’s street address.
PHONE	Phone Number of the insurance carrier.
EFFECTIVE DATE	<p>Effective date of the drug coverage. <i>Required field.</i></p> <p>Note: EFFECTIVE DATE cannot be the same as the TERMINATION DATE.</p>

Field	Description
TERMINATION DATE	Termination date of the drug coverage. TERMINATION DATE can be all zeroes for open ended coverage. Note: TERMINATION DATE cannot be the same as the EFFECTIVE DATE. An open-ended TERMINATION DATE is automatically populated when COVERAGE TYPE is U.
RECORD TYPE	Prescription Drug Record Type. Valid values are: PRI Primary SUP Supplemental Note: Record Type must be SUP when Supplemental Type is L.
COVERAGE TYPE	Prescription Drug Coverage type of insurance. Valid values are: U Drug Network V Drug Non-network Z Health account (such as a flexible spending account provided by other party to pay prescription drug costs or premiums) <i>Required field</i>
BIN	Prescription Drug BIN number. Must be six numeric characters. <i>Required field</i> if COVERAGE TYPE is U.
PCN	Prescription Drug PCN number. Must not contain special characters. <i>Required field</i> if COVERAGE TYPE is U.
POLICY NUMBER	Policy number of insurance coverage.
GROUP	Prescription Drug group number. Must not contain special characters. <i>Required field</i> when COVERAGE TYPE is U.
ID	Prescription Drug ID number. Must not contain special characters. <i>Required field</i> if COVERAGE TYPE is U.
SUPPLEMENTAL TYPE	Prescription Drug policy type. Valid values are: L Supplemental M Medigap N Non-qualified State Program O Other P PAP R Charity T Federal Government Programs 1 Medicaid 2 Tricare 3 Major Medical

Field	Description
PERSON CODE	Plan-specific Person Code. <i>Required field</i> when RECORD TYPE is Supplemental or RECORD TYPE is blank and SUPPLEMENTAL TYPE is L. Values are: 001 Self 002 Spouse 003 Other
CONTINUE	Command button. Click to go to the <i>Summary</i> page.
CANCEL	Command button. Click to return to the Main Menu.

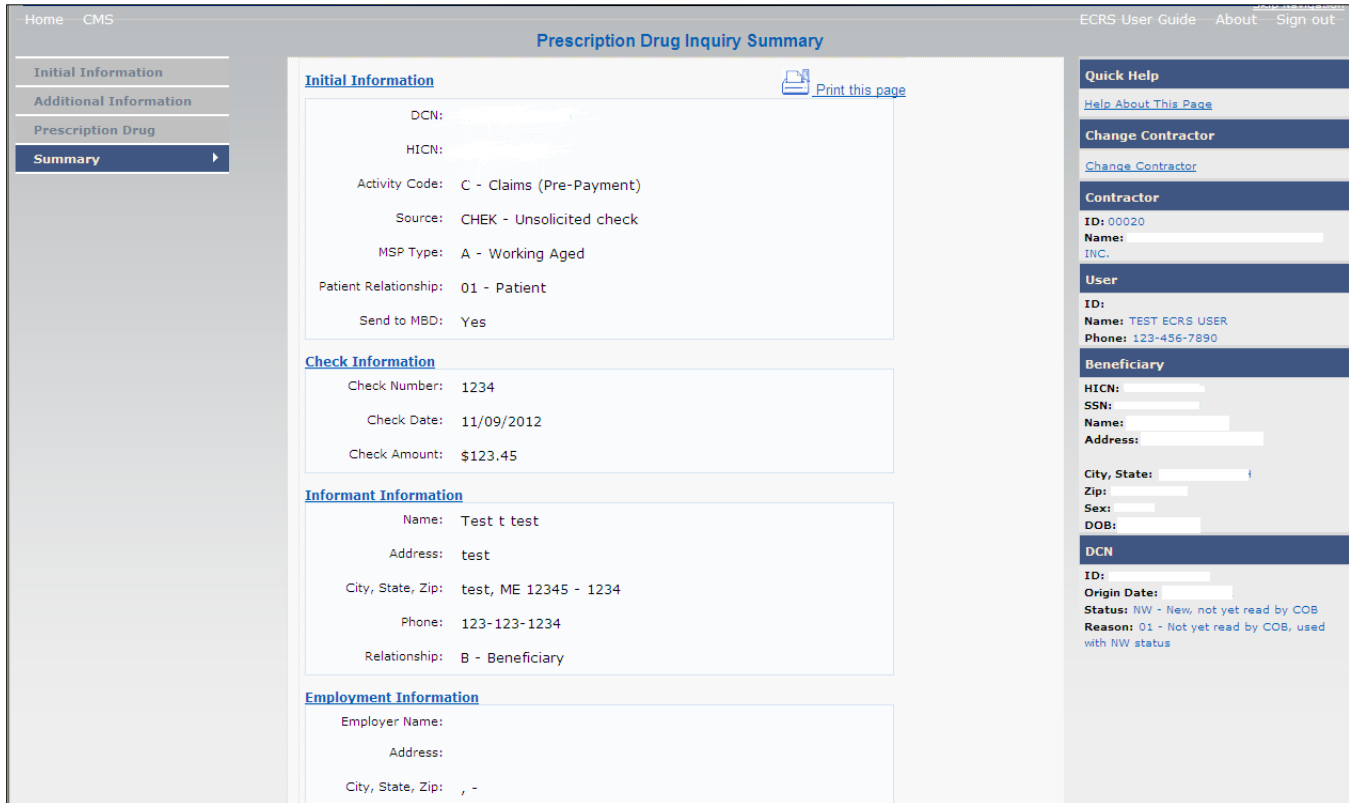
6.5 Prescription Drug Inquiry Summary Page

The *Prescription Drug Inquiry Summary* page displays a summary of all information entered for the Prescription Drug inquiry before submission.

After typing/selecting data in all relevant fields on the previous Prescription Drug Inquiry pages, review the *Summary* page and click **Submit**. The system displays the *Submit Confirmation* page. At this point the Prescription Drug inquiry is submitted and you can print the confirmation page.

Note: You may click **Cancel** to return to the Main Menu.

Figure 6-4: Prescription Drug Inquiry Summary



6.6 Viewing, Updating, and Deleting Prescription Drug Inquiries

There are two ways to access Prescription Drug Inquiries:

- **From an MSP Inquiry**

This option allows you to see Prescription Drug information **associated with** an MSP Inquiry.

1. From the Main Menu, click **Prescription Drug Inquiries** under the heading Search for Requests or Inquiries, type the search criteria in the appropriate fields, and click **Search**.
2. Follow instructions for Viewing, Updating and Deleting Prescription Drug Inquiries.

- **From the Main Menu**

This option allows you to see Prescription Drug information independent of an MSP inquiry. Follow the steps on the next page to view, update, and delete Prescription Drug inquiries from the Main Menu.

6.6.1 Tracking Prescription Drug Inquiries

When Prescription Drug information is entered in conjunction with an MSP inquiry, no additional tracking of status and reason is performed on the Prescription Drug information. Status and Reason codes are tracked on the MSP inquiry only.

When Prescription Drug information is entered as a stand-alone inquiry, the following status/reason code combinations are used to track the inquiry:

- NW01 Not yet read by COB
- DE01 Deleted by Medicare Contractor
- CM15 Update Sent to MBD
- CM53 Duplicate ECRS Request
- CM60 Invalid HICN
- CM92 Change of Venue not allowed after 90 days

Note: CM92 refers to a request to change the lead contractor more than 90 days after the initial assignment; this request will be rejected.

Follow the steps below to search for and display a list of Prescription Drug Inquiry transactions.

From the Main Menu page, click **Prescription Drug Inquiries** under Search for Requests or Inquiries. The Prescription Drug Inquiry Search page displays (Figure 6-5).

Note: You can only update or delete Prescription Drug Inquiry transactions in NW status. Any user with the same contractor number can update or delete a transaction in NW status. However, if the COB system has started processing the information you cannot request an update or delete.

Figure 6-5: Prescription Drug Inquiry Search

Table 6-4: Prescription Drug Inquiry Search Criteria

Field	Description
CONTRACTOR	If you are a Medicare contractor, this field will be pre-filled with the Contractor Number entered during Contractor Sign In. (<i>protected field</i>) If you are a Regional Office or CMS user, this field will be pre-filled with the CMS ID/RO Number entered during Contractor Sign In. Note: This field is updateable with any Medicare Contractor Number, but only the CMS ID/RO Number entered during Contractor Sign-In can be used.
HICN	Enter a Health Insurance Claim Number to search for. Note: If searching by HICN, do not enter an SSN or DCN.
SSN	Enter a Social Security Number to search for. Note: If searching by SSN, do not enter a HICN or DCN.
STATUS	Enter a Status code to search for. To view all in-process Prescription Drug Inquiry transactions, select IP in the STATUS field.
REASON	Select a Reason code to search for. (See Appendix E for the complete list of codes.)
USER ID	Enter a User ID to search for.
ORIGIN DATE FROM	Enter a starting date for the date range you wish to search for, if applicable. This field is updateable; enter a different ORIGIN DATE FROM in MMDDCCYY format to perform additional searches.
ORIGIN DATE TO	Enter an ending date for the date range you wish to search for. Note: The dates in the ORIGIN DATE FROM and TO fields default to the date 31 calendar days prior to the current date and the current date but can be changed to any calendar day range, as long as it is not more than 31 days.
DCN	Enter a Document Control Number to search for. Note: If searching by DCN, do not enter a HICN or SSN.
SUBMIT	Click Submit to display search results.

Field	Description
RESET	Click Reset to clear search results.
CANCEL	Click Cancel to return to the Main Menu.

6.6.2 View Transactions

- Type search criteria in the appropriate fields and click **Submit**.
 - To create a list of all Prescription Drug Inquiries for a specific HICN, type the HICN in the search criteria and leave the CONTRACTOR NUMBER field blank.
 - When searching by Origin Date, User ID, Status, and/or Reason, you must also enter a DCN, HICN, SSN or Contractor Number.

The system displays a list of Prescription Drug Inquiries.

There are 20 items per page; use the **First/Prev** and **Next/Last** navigation at the top of the list to view other transactions on other pages.

- Change or delete search criteria to initiate a new search.

Figure 6-6: Prescription Drug Inquiries Search Listing

Delete	HICN	Contractor	DCN	Status	Reason	Origin Date	Last Update	User ID
[X]	#####A	00131	#####	CM	15	01/01/2010	01/05/2010	AAAAAAA
[X]	#####A	00131	#####	IP	02	05/01/2010	05/01/2010	AAAAAAA

Table 6-5: Prescription Drug Inquiry Search Listing

Field	Description
DELETE	Click the delete [X] link to mark a transaction for deletion
HICN	Health Insurance Claim Number for Prescription Drug Inquiry transaction. (<i>protected field</i>). Click the HICN link to view the Summary page
CONTRACTOR	Contractor number. (<i>protected field</i>)
DCN	Document Control Number assigned to the Prescription Drug Inquiry transaction by the Medicare contractor. (<i>protected field</i>)
STATUS	Status of the Prescription Drug Inquiry transaction. (<i>protected field</i>)
REASON	Two-character code explaining why the Prescription Drug Inquiry is in a particular status. (See Appendix E for the complete list of codes.) (<i>protected field</i>)
ORIGIN DATE	Originating date in MM-DD-CCYY format. (<i>protected field</i>)
LAST UPDATE	Date the Prescription Drug Inquiry transaction was last changed in MMDDCCYY format. (<i>protected field</i>)

Field	Description
USER ID	User ID of the operator who entered the Prescription Drug Inquiry transaction. (<i>protected field</i>)

6.6.3 Update Transactions

1. To update information on a Prescription Drug Inquiry transaction, click the **HICN** link for the transaction and the system displays the *Summary* page for the selected transaction, along with page links to the information, to allow for updates.
2. To leave the *Summary* page without making any changes, click **Cancel** or **Return** to return to the *Search Page Listing*. If you do need to update the transaction, access the appropriate page and navigate back to the Summary page.
3. After you have made all updates, click **Submit** to confirm updates, or **Cancel** to return to the *Prescription Drug Inquiry Search Page Listing*.

Figure 6-7: Prescription Drug Inquiry Summary

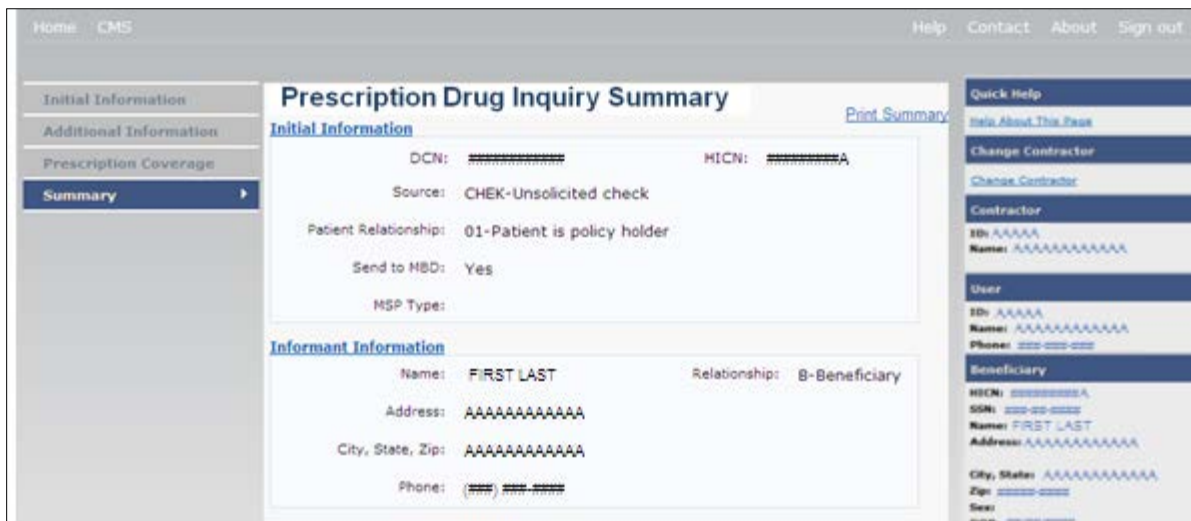


Table 6-6: Prescription Drug Inquiry Summary

Field	Description
INITIAL INFORMATION	Displays information that was previously entered on the <i>Initial Information</i> page.
ADDITIONAL INFORMATION	Displays information that was previously entered on the <i>Additional Information</i> page.
PRESCRIPTION COVERAGE	Displays information that was previously entered on the <i>Prescription Coverage</i> page.
COB RESPONSE INFORMATION	Displays for records that are not in NW status. See below for more information.
DEVELOPMENT RESPONSE INDICATOR	Development response indicator. Values are: A Attorney B Beneficiary E Employer I Insurer P Provider R Beneficiary Representative N No Response
DEVELOPED TO (INITIAL)	Development Source indicating where the initial development letter was sent. Valid values are: Attorney Beneficiary Employer Insurer Provider Beneficiary Representative (other than attorney)
DEVELOPED TO (SUBSEQUENT)	Development Source indicating where subsequent development letter was sent. Valid values are: Attorney Beneficiary Employer Insurer Provider Beneficiary Representative (other than attorney)
RETURN	Command button. Click to return to the <i>Prescription Drug Inquiry Search Page Listing</i> without making any updates to the transaction. Displays for records in all statuses except NW.
SUBMIT	Command button. Click to save updates. Displays for records in NW status.

Field	Description
CANCEL	Command button. Click to return to the <i>Search Page Listing</i> without making any updates to the transaction. Displays for records in NW status.

6.6.4 Delete Transactions

To mark a Prescription Drug Inquiry transaction for deletion, click the delete [X] link next to the HICN and when presented with the *Confirmation* page, confirm by clicking **Continue**, or decline by clicking **Cancel**. To exit the *Prescription Drug Inquiry Search* page, click **Home** to return to the Main Menu. The system does not retain search criteria.

Chapter 7: Reports

This chapter provides you with step-by-step instructions for viewing Workload Tracking Reports and the QASP Report. Examples and explanations are provided for each page in ECRS Web. The Contractor Workload Tracking Report displays information for Medicare contractors; the CMS Workload Tracking Report and QASP Report are only viewable by RO and CMS users.

7.1 Navigation Links

Several basic navigation links are displayed on every *Main Menu* page. See Section 2.6.3 for descriptions of the Heading Bar links and the Right-Side Bar links and fields.

7.2 Contractor Workload Tracking Report

The *Contractor Workload Tracking* report provides Medicare Contractors with statistics on the number of CWF Assistance Requests, MSP Inquiries, Prescription Drug Assistance Requests, and Prescription Drug Inquiries that your contractor site submitted during a date range you specify. Statistics also include the number of CWF Assistance Requests, MSP Inquiries, Prescription Drug Assistance Requests, and Prescription Drug Inquiries that were rejected, as well as gross and net totals. The report is sorted by activity code.

Follow the steps below to review the workload for your contractor site.

1. From the Main Menu, click the **Contractor Workload Tracking** link in the Reports section. The system displays the *Contractor Workload Tracking* page (Figure 7-1).

The system re-displays the *Contractor Workload Tracking* page, with report details displayed at the bottom of the page (Figure 7-2).

2. Print the report by clicking the **Print This Page** link or export the report to a file by clicking the **Export Data** link.
3. Change the search criteria and click **Submit** to re-create the report using the revised criteria. Click **Reset** to clear all search criteria.
4. To exit the *Contractor Workload Tracking* page, click the **Home** link in the upper navigation bar. This returns you to the Main Menu (Figure 7-1).
5. Enter the desired criteria in the search fields and click **Submit**.

The system re-displays the *Contractor Workload Tracking* page, with report details displayed at the bottom of the page (Figure 7-2). Enter the desired criteria in the search fields and click **Submit**.

6. Print the report by clicking the **Print This Page** link or export the report to a file by clicking the **Export Data** link.
7. Change the search criteria and click **Submit** to re-create the report using the revised criteria. Click **Reset** to clear all search criteria.

- To exit the *Contractor Workload Tracking* page, click the **Home** link in the upper navigation bar. This returns you to the Main Menu.

Figure 7-1: Contractor Workload Tracking



Table 7-1: Contractor Workload Tracking Selection Criteria

Field	Description
DATE FROM	Enter a start date for the reporting period. Defaults to the first day of the previous month.
DATE TO	Enter an end date for the reporting period. Defaults to the last day of the previous month.
STATUS	Select a status to search for.
REASON	Select a Reason code from the dropdown list. (See Appendix E for the complete list of codes.)
SUBMIT	Command button. Click to create the report using the selected criteria.
RESET	Command button. Click to clear search criteria and results.
CANCEL	Command button. Click to go to the <i>Main</i> Menu.
PRINT REPORT/PRINT THIS PAGE	Link. Click to launch the <i>Print</i> dialog box.
EXPORT DATA/EXPORT OPTIONS	Link. Click to launch the <i>File Save</i> dialog box.

Figure 7-2: Contractor Workload Tracking Sample

Table 7-2: Contractor Workload Tracking Report Detail

Field	Description
CONTRACTOR	Contractor Number associated with the request or inquiry.
AC	Activity code (<i>protected field</i>) Valid values are: C Claims (Pre-Payment) D Debt Collection/Referral G Group Health Plan I General Inquiries N Liability, No Fault, Workers' Compensation, and Federal Tort Claim Act
CWF ASSISTANCE REQUESTS	Number of CWF Assistance Requests submitted by contractor for each activity code (<i>protected field</i>)
MSP INQUIRIES	Number of MSP Inquiries submitted by contractor for each activity code (<i>protected field</i>)
PC ASSIST REQUESTS	Number of Prescription Drug Assistance Requests submitted by contractor for each activity code (<i>protected field</i>)
PC INQUIRIES	Number of Prescription Drug Inquiries submitted by contractor for each activity code (<i>protected field</i>)

Field	Description
GROSS TOTAL	Total number of CWF Assistance Requests, MSP Inquiries, Prescription Drug Assistance Requests, and Prescription Drug Inquiries submitted by contractor for each activity code, including duplicates (<i>protected field</i>)
CWF REJECTS	Number of duplicate CWF Assistance Requests submitted by contractor for each activity code (CM53) (<i>protected field</i>)
MSP REJECTS	Number of duplicate MSP Inquiries submitted by contractor for each activity code (CM53), combined with number of MSP Inquiries submitted by contractor that should have been a CWF Assistance Request (CM87) (<i>protected field</i>)
PC ASSIST REJECTS	Number of duplicate Prescription Drug Assistance Requests submitted by contractor for each activity code (CM53) (<i>protected field</i>)
PC REJECTS	Number of duplicate Prescription Drug inquiries submitted by contractor for each activity code (<i>protected field</i>)
NET TOTAL	Total number of CWF Assistance Requests, MSP Inquiries, Prescription Drug Assistance Requests, and Prescription Drug Inquiries submitted by contractor for each activity code, excluding duplicates (<i>protected field</i>)

7.3 CMS Workload Tracking Report

The *CMS Workload Tracking* report provides CMS and RO users with statistics on the number of CWF Assistance Requests, MSP Inquiries, Prescription Drug Assistance Requests, and Prescription Drug Inquiries that contractor sites submitted during a date range you specify. Statistics also include information about the number of CWF Assistance Requests, MSP Inquiries, Prescription Drug Assistance Requests, and Prescription Drug Inquiries that were rejected, as well as gross and net totals. The report is sorted by activity code.

Follow the steps below to review the workload for selected contractor sites.

1. From the Main Menu, click the **CMS Workload Tracking** link in the Reports section. The system displays the CMS Workload Tracking page (Figure 7-3).
2. Enter the desired criteria in the search fields and click **Submit**.
3. The system re-displays the *CMS Workload Tracking* page, with report details displayed at the bottom of the page (Figure 7-4).
4. Print the report by clicking the **Print This Page** link or export the report to a file by clicking the **Export Data** link.
5. Change the search criteria and click **Submit** to re-create the report using the revised criteria. Click **Reset** to clear all search criteria.
6. To exit the CMS Workload Tracking web page, click the **Home** link in the upper navigation bar. This returns you to the Main Menu.

Figure 7-3: CMS Workload Tracking Page



Table 7-3: CMS Workload Tracking Selection Criteria

Field	Description
DATE FROM	Enter a start date for the reporting period. Defaults to the first day of the previous month.
DATE TO	Enter an end date for the reporting period. Defaults to the last day of the previous month.
STATUS	Select a status to search for.
REASON	Select a reason code from the dropdown list. (See Appendix E for the complete list of codes.)
CONTRACTOR ID	Enter a contractor number to display CMS workload statistics for. Leave the field blank to display results for all contractors.

Figure 7-4: CMS Workload Tracking Sample

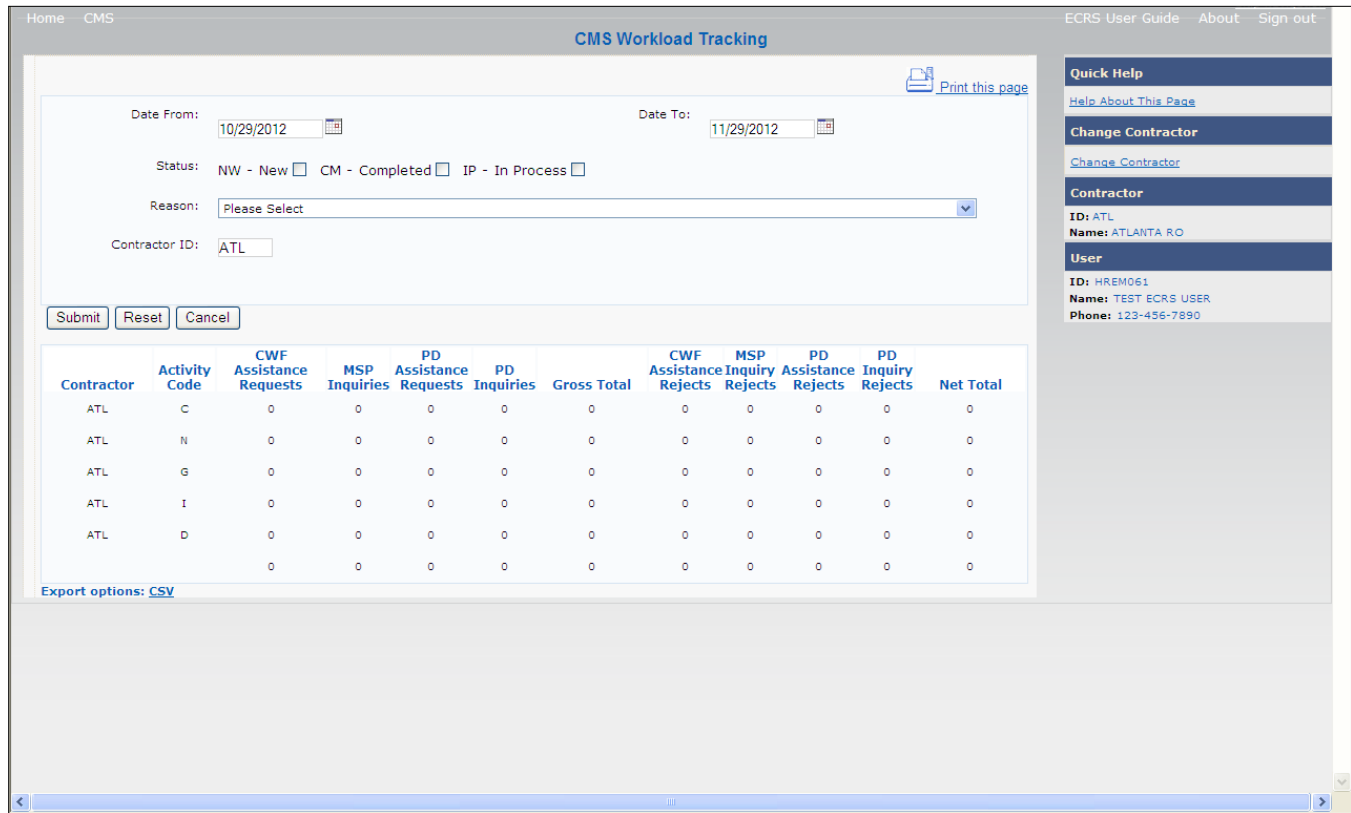


Table 7-4: Reports, Workload Tracking Report Detail

Field	Description
CONTRACTOR	Unique five-digit contractor numbers assigned to the Medicare contractors by CMS. Used to identify the Medicare contractors.
ACTIVITY CODE	Activity code (<i>protected field</i>) Valid values are: C Claims (Pre-Payment) D Debt Collection/Referral G Group Health Plan I General Inquiries N Liability, No Fault, Workers' Compensation, and Federal Tort Claim Act
CWF ASSISTANCE REQUESTS	Number of CWF Assistance Requests submitted by contractor for each activity code (<i>protected field</i>)
MSP INQUIRIES	Number of MSP Inquiries submitted by contractor for each activity code (<i>protected field</i>)
PD ASSISTANCE REQUESTS	Number of Prescription Drug Assistance Requests submitted by contractor for each activity code (<i>protected field</i>)

Field	Description
PD INQUIRIES	Number of Prescription Drug Inquiries submitted by contractor for each activity code (<i>protected field</i>)
GROSS TOTAL	Total number of CWF Assistance Requests, MSP Inquiries, Prescription Drug Assistance Requests, and Prescription Drug Inquiries submitted by contractor for each activity code, including duplicates (<i>protected field</i>)
CWF ASSISTANCE REJECTS	Number of duplicate CWF Assistance Requests submitted by contractor for each activity code (CM53) (<i>protected field</i>)
MSP INQUIRY REJECTS	Number of duplicate MSP Inquiries submitted by contractor for each activity code (CM53), combined with number of MSP Inquiries submitted by contractor that should have been a CWF Assistance Request (CM87) (<i>protected field</i>)
PD ASSISTANCE REJECTS	Number of duplicate Prescription Drug Assistance Requests submitted by contractor for each activity code (CM53) (<i>protected field</i>)
PD INQUIRY REJECTS	Number of duplicate Prescription Drug inquiries submitted by contractor for each activity code (<i>protected field</i>)
NET TOTAL	Total number of CWF Assistance Requests, MSP Inquiries, Prescription Drug Assistance Requests, and Prescription Drug Inquiries submitted by contractor for each activity code, excluding duplicates (<i>protected field</i>)
PRINT REPORT/PRINT THIS PAGE	Click to launch the Print dialog box.
EXPORT DATA/EXPORT OPTIONS	Click to launch the File Save dialog box.
SUBMIT	Command button. Click to create the report using the selected criteria.
RESET	Command button. Click to clear search criteria and results.
CANCEL	Command button. Click to return to the Main Menu.

7.4 QASP Report

The *Quality Assurance Surveillance Plan (QASP)* report provides CMS and RO users with statistics on the number of ECRS Inquiries and Assistance Requests that contractor sites submitted during a date range you specify. The report is sorted by contractor number.

Note: Search results are limited to 3000 transactions, sorted by the most recent Origination Date. If more than 3000 transactions are returned, revise your search criteria.

Follow the steps below to review ECRS Inquiry and Assistance Request statistics for selected contractor sites.

1. From the Main Menu, click the **Quality Assurance Surveillance Plan (QASP) Report** link in the Reports section. The system displays the QASP Report page.

2. Enter the desired criteria in the search fields and click **Submit**.

The system re-displays the *QASP Report* page, with report details displayed at the bottom of the page (Figure 7-6).

3. Export the report to a file by clicking the **Export Data** link.

4. Change the search criteria and click **Submit** to re-create the report using the revised criteria. Click **Reset** to clear all search criteria.

5. To exit the QASP Report page, click the **Home** link in the upper navigation bar. This returns you to the Main Menu.

Figure 7-5: QASP Report

Table 7-5: QASP Report Selection Criteria

Field	Description
TRANSACTION TYPE	Select a transaction type. Options are: M MSP Inquiry R CWF Assistance Request P Prescription Drug Inquiries D Prescription Drug Assistance Requests To search for all transaction types, leave this field blank.

Field	Description
SOURCE CODES	Select a source. Options are: CHEK LTTR SCLM SRVY To search for all SOURCES, leave this field blank.
ORIGIN DATE FROM	Enter a start date for the reporting period. Defaults to the first day of the previous month.
ORIGIN DATE TO	Enter an end date for the reporting period. Defaults to the last day of the previous month. The origination date range cannot be greater than 6 months.
CONTRACTOR #	Enter a contractor number to display CMS workload statistics for. Leave the field blank to display results for all contractors. Enter at least one, but no more than 10, contractor numbers.
EXPORT DATA	Link. Click to launch the File Save dialog box.
SUBMIT	Command button. Click to create the report using the selected criteria.
RESET	Command button. Click to clear search criteria and results.
CANCEL	Command button. Click to return to the Main Menu.

Figure 7-6: QASP Report Listing

Transaction Type: Origin Date From:

Source Codes: Origin Date To:

Contractor #:

2 items found, displaying all items.

Contractor	HICN	Beneficiary Name	Transaction Type	Source Code	Date
*****	*****A	FIRST M LAST	Prescription Drug Assistance Request	SCLM	01/05/2010
*****	*****A	FIRST M LAST	MSP Inquiry	CHEK	02/01/2010

Export options: CSV

Table 7-6: QASP Report Listing

Field	Description
CONTRACTOR	Unique five-digit contractor numbers assigned to Medicare contractors by CMS. Used to identify Medicare contractors.
HICN	Health Insurance Claim Number of the beneficiary associated with the record or transaction.
BENEFICIARY NAME	Name of the beneficiary associated with the record or transaction.
TRANSACTION TYPE	Type of record or transaction.
SOURCE CODE	Source of the record or transaction.
DATE	Origination date of the record or transaction.

Chapter 8: Uploading and Downloading Files

Users with upload and download authority will see **Upload File** and **Download Response File** links on the Main Menu. Most users have upload/download authority for a single Medicare Contractor, but some users have the authority to upload and download files for multiple contractors. Users with upload/download authority for multiple contractors must have upload/download authority for each contractor on the file. See Appendix G for transaction file and response file layouts.

Note: The file layouts included in this manual should be utilized for all transmission methods. The authority for users to upload and download Assistance Request and Inquiry files resides in the EDI application. Before users can upload Assistance Request and Inquiry files (or download the corresponding response files), they must first be granted permission in the EDI application. To request permission for Upload/Download authority, call the EDI Department at 646-458-6740.

8.1 Navigation Links

Several basic navigation links are displayed on every *Main Menu* page. See Section 2.6.3 for descriptions of the Heading Bar links and the Right-Side Bar links and fields.

8.2 Upload Assistance Request and Inquiry Files

Use the **Upload File** link under the Files section on the Main Menu to access the *Upload File* page. The *Upload File* page allows you to browse, select, and upload transaction files stored on your system. In addition to allowing a user to upload a new file, the *Upload File* page also displays a listing of the ten most-recently uploaded files.

Follow the steps below to upload Assistance Request and Inquiry files.

1. From the Main Menu, click the **Upload File** link in the Files section.
The system displays the *File Upload* page (Figure 8-1).
2. Enter the file path in the FILE TO UPLOAD field; or click the **Browse** button and select the file to upload.
3. Click **Continue**.
4. The system uploads the file and displays the *Upload File Confirmation* page. The page contains the file name and date/time of the upload.
5. Print the *Confirmation* page by clicking the **Print Confirmation** link, or return to the Main Menu by clicking the **Home** link in the navigation bar at the top of the page.

Figure 8-1: File Upload Page

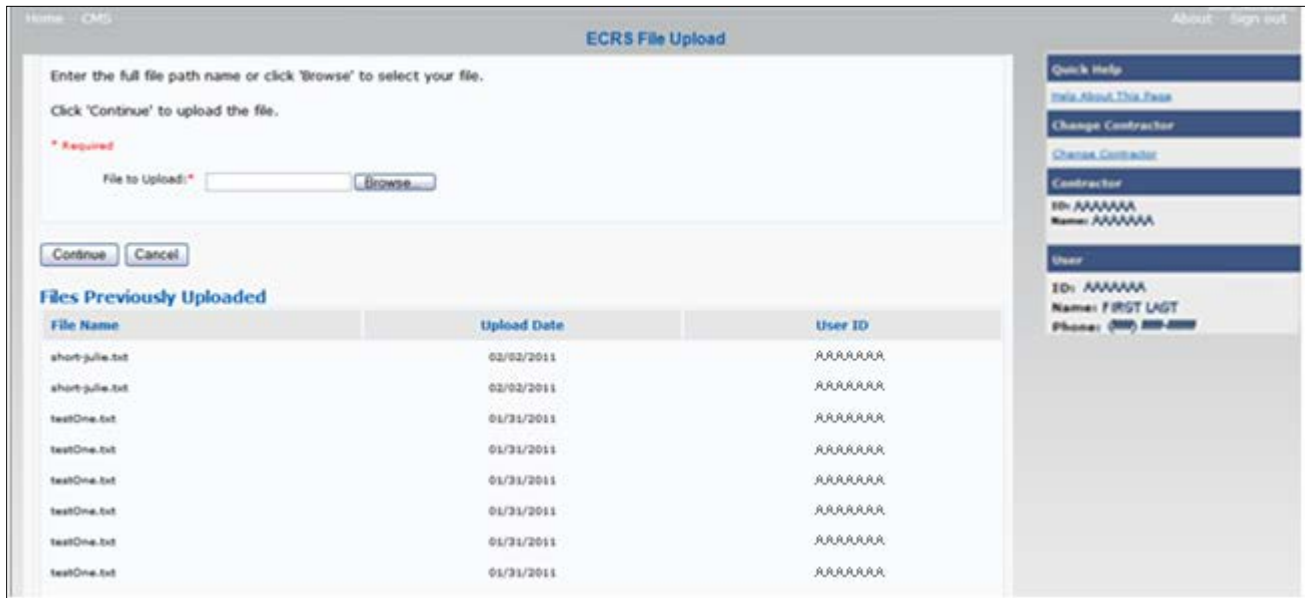


Table 8-1: ECRS File Upload

Field	Description
FILE TO UPLOAD	File path of the file to upload to the ECRS system.
BROWSE	Command button. Click to launch the Choose File dialog box.
CONTINUE	Command button. Click to upload the file entered in the 'File to Upload' field.
CANCEL	Command button. Click to return to the Main Menu.
FILE NAME	File name of previously uploaded file.
UPLOAD DATE	Date the file was uploaded.
USER ID	User ID of the person who uploaded the file.

8.3 Download Assistance Request and Inquiry Response Files

Use the **Download Response File** link under the Files section on the Main Menu to access the Download Response File page. The Download Response File page displays a list of response files available for download. Users with upload/download authority for several contractors can only download files for the current contractor. Use the **Change Contractor** link on the right navigation menu to select a different contractor to download for.

Note: Only transactions that have been uploaded using ECRS Web will have response files available for download.

Follow these steps to Download Assistance Request and Inquiry Response files.

1. From the Main Menu, click the **Download Response File** link in the Files section.

The system displays the *Download Response Files* page.

2. Click a file name link to download the file.

The system downloads and displays the detail records from the selected response file (Figure 8-3).

3. Return to the Main Menu by clicking the **Cancel** link in the navigation bar at the top of the page.

Figure 8-2: Download Response Files



Table 8-2: Download Response Files

Field	Description
FILE NAME	List of response files available for download. Click the individual file name to download the response file
DATE	Date the response files were processed.
CANCEL	Command button. Click to return to the Main Menu.

Appendix A: CWF Assistance Request Required Data Reference

For information on how to use these tables, please see Section 2.4 of the user guide.

Table A-1: CWF Assistance Request Required Data: Action Requested

Field	Required?
DCN	Y
HICN	Y
ACTIVITY CODE	Y
ACTION(S)	Y
SOURCE	Y
IMPORT HIMR MSP DATA	Y

Table A-2: CWF Assistance Request Required Data: CWF Auxiliary Record Data

Field	Required?	Notes
MSP TYPE	Y	N/A
NEW MSP TYPE	Y	Required when ACTION is MT.
PATIENT RELATIONSHIP	Y	N/A
NEW PATIENT RELATIONSHIP	Y	Required when ACTION is PR.
AUXILIARY RECORD #	Y	Part D contractors must enter 001 when the Auxiliary Record Number is unknown.
ORIGINATING CONTRACTOR	Y	N/A
EFFECTIVE DATE	Y	N/A
NEW EFFECTIVE DATE	Y	Required when ACTION is ED.
TERMINATION DATE	Y	Required when ACTION is TD or CT.
ACCRETION DATE	N	N/A

Table A-3: CWF Assistance Request Required Data: Informant Information

Field	Required?	Notes
FIRST NAME	Y	Required for all ACTIONs when Source is CHEK, LTTR, or PHON. Required for all SOURCEs when Action is AI.
MIDDLE INITITAL	N	N/A
LAST NAME	Y	Required for all ACTIONs when SOURCE is CHEK, LTTR, or PHON. Required for all SOURCEs when ACTION is AI.
ADDRESS	Y	Required for all ACTIONs when the Source is CHEK, LTTR, or PHON. Required for all SOURCEs when the ACTION is AI.
CITY	Y	Required for all ACTIONs when the SOURCE is CHEK, LTTR, or PHON Required for all SOURCEs when the ACTION is AI.
STATE	Y	Required for all ACTIONs when the SOURCE is CHEK, LTTR, or PHON Required for all SOURCEs when the ACTION is AI.
ZIP	Y	Required for all ACTIONs when SOURCE is CHEK, LTTR, or PHON Required for all SOURCEs when the ACTION is AI.
PHONE	N	N/A
RELATIONSHIP	Y	Required for all ACTIONs when the SOURCE is CHEK, LTTR, or PHON Must be A when ACTION is AI.

Table A-4: CWF Assistance Request Required Data: Insurance Information

Field	Required?	Notes
INSURANCE COMPANY NAME	Y	Required for all SOURCES when ACTION is II. Note: ECRS Web deletes all information entered in subsequent fields if this field is left blank and the ACTION is II.
ADDRESS	N	N/A
CITY	N	N/A
STATE	N	N/A
ZIP	N	N/A
PHONE	N	N/A
INSURANCE TYPE	Y	Required for all SOURCES when ACTION is AI or IT.
NEW INSURANCE TYPE	Y	Required when the ACTION is IT.
POLICY NUMBER	Y	Required when the ACTION is AP and the MSP TYPE is not D, E, L, or W. Note: If the POLICY NUMBER is entered, the GROUP NUMBER is not required.
GROUP NUMBER	Y	Required when the ACTION is CD and the MSP TYPE is D, E, L, or W. Required when the ACTION is AP and the MSP TYPE is not D, E, L, or W. Note: If the GROUP NUMBER is entered, the POLICY NUMBER is not required.
SUBSCRIBER FIRST NAME	N	N/A
SUBSCRIBER MIDDLE INITIAL	N	N/A
SUBSCRIBER LAST NAME	N	N/A

Table A-5: CWF Assistance Request Required Data: Employment Information

Field	Required?	Notes
EMPLOYER NAME	Y	Required when the ACTION is EA or EI.
ADDRESS	Y	Required when the ACTION is EI.
ADDRESS 2	N	N/A
CITY	Y	Required when the ACTION is EI.
STATE	Y	Required when the ACTION is EI.
ZIP	Y	Required when the ACTION is EI.
PHONE	N	N/A
EIN	N	N/A
EMPLOYEE #	N	N/A

Table A-6: CWF Assistance Request Required Data: Additional Information

Field	Required?	Notes
CHECK NUMBER	Y	Required when the SOURCE is CHEK.
CHECK DATE	Y	Required when the SOURCE is CHEK.
CHECK AMOUNT	Y	Required when the SOURCE is CHEK.
PRE-PAID HEALTH PLAN DATE	Y	Required when the ACTION is PH.
SOCIAL SECURITY NUMBER	Y	Required when the ACTION is MX.
DIAGNOISIS CODES	Y	<ul style="list-style-type: none"> • Required when the ACTION is DX. • Required when MSP TYPE is D, E, or L.

Table A-7: CWF Assistance Request Required Data: Comments/Remarks

Field	Required?	Notes
COMMENTS	N	N/A
REMARKS	Y	Required when the ACTION is AR.

Appendix B: MSP Inquiry Required Data Reference

Table B-1: MSP Inquiry Required Data: Action Requested

Field	Required?
DCN	Y
HICN	Y
ACTIVITY CODE	Y
ACTION	N
SOURCE	Y

Table B-2: MSP Inquiry Required Data: MSP Information

Field	Required?	Notes
MSP TYPE	Y	<ul style="list-style-type: none"> Required when the SOURCE is PHON. Required when the ACTION is CA or CL. (MSP TYPE must be D, E, or L when the ACTION is CL.)
PATIENT RELATIONSHIP	Y	<ul style="list-style-type: none"> Required when the ACTION is blank and MSP TYPE is F. Required when the ACTION is CA and MSP TYPE is L. Required when the ACTION is CL and MSP TYPE is D, E, or L.
EFFECTIVE DATE	Y	<ul style="list-style-type: none"> Required when the ACTION is CA and MSP TYPE is L Required when the ACTION is CL and MSP TYPE is D, E, or L
TERMINATION DATE	Y	Required when the ACTION is CL and MSP TYPE is D, E, or L.
CMS GROUPING CODE	Y	Required when the ACTION is CA and MSP TYPE is L.
DIALYSIS TRAIN DATE	N	N/A
BLACK LUNG BENEFITS	N	N/A
BLACK LUNG EFFECTIVE DATE	N	N/A
SEND TO CWF	N	N/A

Table B-3: MSP Inquiry Required Data: Informant Information

Field	Required?	Notes
FIRST NAME	Y	<ul style="list-style-type: none"> Required when the ACTION is CA or CL, unless Insurance Company information will be entered. Required when the SOURCE is CHEK, LTTR, or PHON.
MIDDLE INITITAL	N	N/A
LAST NAME	Y	<ul style="list-style-type: none"> Required when the ACTION is CA or CL, unless Insurance Company information will be entered. Required when SOURCE is CHEK, LTTR, or PHON.
ADDRESS	Y	<ul style="list-style-type: none"> Required when the ACTION is CA or CL, unless Insurance Company information will be entered. Required when the SOURCE is CHEK, LTTR, or PHON.
CITY	Y	<ul style="list-style-type: none"> Required when the ACTION is CA or CL, unless Insurance Company information will be entered. Required when SOURCE is CHEK, LTTR, or PHON.
STATE	Y	<ul style="list-style-type: none"> Required when the ACTION is CA or CL, unless Insurance Company information will be entered. Required when the SOURCE Coe is CHEK, LTTR, or PHON.
ZIP	Y	<ul style="list-style-type: none"> Required when the ACTION is CA or CL, unless Insurance Company information will be entered. Required when the SOURCE is CHEK, LTTR, or PHON.
PHONE	N	N/A
RELATIONSHIP	Y	<ul style="list-style-type: none"> Required when the SOURCE is CHEK, LTTR, or PHON. Must be A if the ACTION is CA or CL and informant information is entered.

Table B-4: MSP Inquiry Required Data: Insurance Information

Field	Required?	Notes
INSURANCE COMPANY NAME	Y	Required unless the ACTION is blank or DE.
ADDRESS LINE 1	Y	<ul style="list-style-type: none"> • Required when an Insurance Company Name is entered. • Required when the ACTION is DI. • Required when the ACTION is CA or CL, unless Informant information was entered.
ADDRESS LINE 2	N	N/A
CITY	Y	<ul style="list-style-type: none"> • Required when an Insurance Company Name is entered. • Required when the ACTION is DI. • Required when the ACTION is CA or CL, unless Informant information was entered.
STATE	Y	<ul style="list-style-type: none"> • Required when an Insurance Company Name is entered. • Required when the ACTION is DI. • Required when the ACTION is CA or CL, unless Informant information was entered.
ZIP	Y	<ul style="list-style-type: none"> • Required when an Insurance Company Name is entered. • Required when the ACTION is DI. • Required when the ACTION is CA or CL, unless Informant information was entered.
PHONE	N	N/A
INSURANCE TYPE	Y	N/A
POLICY NUMBER	N	N/A
GROUP NUMBER	N	N/A
SUBSCRIBER FIRST NAME	N	N/A
SUBSCRIBER MIDDLE INITIAL	N	N/A
SUBSCRIBER LAST NAME	N	N/A
SUBSCRIBER SSN	N	N/A

Table B-5: MSP Inquiry Required Data: Employment Information

Field	Required?	Notes
EMPLOYER NAME	Y	<ul style="list-style-type: none"> Required when the ACTION is DE. Required when MSP TYPE is F and SEND TO CWF is Yes
ADDRESS	Y	<ul style="list-style-type: none"> Required when the ACTION is DE. Required when MSP TYPE is F and SEND TO CWF is Yes
ADDRESS 2	N	N/A
CITY	Y	<ul style="list-style-type: none"> Required when the ACTION is DE. Required when MSP TYPE is F and SEND TO CWF is Yes
STATE	Y	<ul style="list-style-type: none"> Required when the ACTION is DE. Required when MSP TYPE is F and SEND TO CWF is Yes
ZIP	Y	<ul style="list-style-type: none"> Required when the ACTION is DE. Required when MSP TYPE is F and SEND TO CWF is Yes
PHONE	N	N/A
EIN	N	N/A
EMPLOYEE #	N	N/A

Table B-6: MSP Inquiry Required Data: Additional Information

Field	Required?	Notes
CHECK NUMBER	Y	Required when the SOURCE is CHEK.
CHECK AMOUNT	Y	Required when the SOURCE is CHEK.
CHECK DATE	Y	Required when the SOURCE is CHEK.
DIAGNOISIS CODES	Y	Required when the ACTION is CA or CL.
ILLNESS/INJURY DATE	N	N/A
BENEFICIARY REPRESENTATIVE TYPE	N	N/A
BENEFICIARY REPRESENTATIVE NAME	N	N/A
BENEFICIARY REPRESENTATIVE ADDRESS	N	N/A
BENEFICIARY REPRESENTATIVE CITY	N	N/A
BENEFICIARY REPRESENTATIVE STATE	N	N/A
BENEFICIARY REPRESENTATIVE ZIP	N	N/A

Table B-7: MSP Inquiry Required Data: Prescription Coverage

Field	Required?	Notes
INSURANCE COMPANY NAME	N	N/A
ADDRESS LINE 1	N	N/A
ADDRESS LINE 2	N	N/A
CITY	N	N/A
STATE	N	N/A
ZIP	N	N/A
PHONE	N	N/A
POLICY NUMBER	N	N/A
EFFECTIVE DATE	N	N/A
TERMINATION DATE	N	N/A
RECORD TYPE	N	N/A
COVERAGE TYPE	Y	N/A
BIN	Y	Required when COVERAGE TYPE is U.
PCN	Y	Required when COVERAGE TYPE is U.
GROUP	Y	Required when COVERAGE TYPE is U.

Field	Required?	Notes
ID	Y	Required when COVERAGE TYPE is U.
SUPPLEMENTAL TYPE	Y	Must be L when RECORD TYPE is Supplemental
PERSON CODE	Y	<ul style="list-style-type: none"> • Required when RECORD TYPE is Supplemental. • Required when SUPPLEMENTAL TYPE is L.

Appendix C: Prescription Drug Assistance Request Required Data Reference

Table C-1: Prescription Drug Assistance Request Required Data: Action Requested

Field	Required?	Notes
DCN	Y	N/A
HICN	Y	N/A
ACTIVITY CODE	Y	N/A
ACTION	Y	N/A
SOURCE	Y	N/A
MSP TYPE	Y	Required when ACTION is MT
NEW MSP TYPE	Y	Required when ACTION is MT.
RECORD TYPE	Y	Always required when Record Type is Primary..
PATIENT RELATIONSHIP	Y	N/A
NEW PATIENT RELATIONSHIP	Y	Required when ACTION is PR.
PERSON CODE	Y	<ul style="list-style-type: none"> • Required when RECORD TYPE is Supplemental • Required when ACTION is PC
ORIGINATING CONTRACTOR	Y	N/A
EFFECTIVE DATE	Y	N/A
NEW EFFECTIVE DATE	Y	Required when ACTION is ED.
TERMINATION DATE		<ul style="list-style-type: none"> • Required when ACTION is CT • Required when ACTION is TD
REMOVE EXISTING TERMINATION DATE	N	N/A

Table C-2: Prescription Drug Assistance Request Required Data: Informant Information

Field	Required?	Notes
FIRST NAME	Y	Required for all ACTIONS when SOURCE is CHEK, LTTR, or PHON.
MIDDLE INITITAL	N	N/A
LAST NAME	Y	Required for all ACTIONS when SOURCE is CHEK, LTTR, or PHON.
ADDRESS	Y	Required for all ACTIONS when SOURCE is CHEK, LTTR, or PHON.
CITY	Y	Required for all ACTIONS when SOURCE is CHEK, LTTR, or PHON..
STATE	Y	Required for all ACTIONS when SOURCE is CHEK, LTTR, or PHON.
ZIP	Y	Required for all ACTIONS when SOURCE is CHEK, LTTR, or PHON.
PHONE	N	N/A
RELATIONSHIP	Y	Required for all ACTIONs when SOURCE is CHEK, LTTR, or PHON.

Table C-3: Prescription Drug Assistance Request Required Data: Insurance Information

Field	Required?	Notes
INSURANCE COMPANY NAME	Y	Required for all SOURCEs when ACTION is II. Note: ECRS Web deletes all information entered in subsequent fields if this field is left blank and the ACTION is II.
ADDRESS	N	N/A
ADDRESS 2	N	N/A
CITY	N	N/A
STATE	N	N/A
ZIP	N	N/A
PHONE	N	N/A
INSURANCE TYPE	Y	Required when ACTION is IT
NEW INSURANCE TYPE	Y	Required when ACTION is IT
COVERAGE TYPE	Y	N/A
POLICY NUMBER	Y	Required when the ACTION is AP and the MSP TYPE is not D, E, L, or W. Note: If the POLICY NUMBER is entered, the GROUP NUMBER is not required.

Field	Required?	Notes
GROUP NUMBER	Y	<ul style="list-style-type: none"> GROUP NUMBER, BIN, or PCN is required when ACTION is CX Required when ACTION is AP and: <ul style="list-style-type: none"> MSP TYPE is NOT D, E, L, or W, or COVERAGE TYPE is U. <p>Note: If the GROUP NUMBER is entered, the POLICY NUMBER is not required.</p>
BIN	Y	<ul style="list-style-type: none"> Required when COVERAGE TYPE is U. GROUP NUMBER, BIN, or PCN is required when ACTION is CX.
PCN	Y	<ul style="list-style-type: none"> Required when COVERAGE TYPE is U. GROUP NUMBER, BIN, or PCN is required when ACTION is CX.
ID	Y	Required when COVERAGE TYPE is U.
SUPPLEMENTAL TYPE	N	N/A

Table C-4: Prescription Drug Assistance Request Required Data: Employment Information

Field	Required?	Notes
EMPLOYER NAME	Y	Required when the ACTION is EA or EI.
ADDRESS	Y	Required when the ACTION is EI.
ADDRESS 2	N	N/A
CITY	Y	Required when the ACTION is EI.
STATE	Y	Required when the ACTION is EI.
ZIP	Y	Required when the ACTION is EI.
PHONE	N	N/A
EIN	N	N/A
EMPLOYEE #	N	N/A

Table C-5: Prescription Drug Assistance Request Required Data: Additional Information

Field	Required?	Notes
CHECK NUMBER	Y	Required when the Source is CHEK.
CHECK DATE	Y	Required when the Source is CHEK.
CHECK AMOUNT	Y	Required when the Source is CHEK.

Table C-6: Prescription Drug Assistance Request Required Data: Comments/Remarks

Field	Required?
COMMENTS	N
REMARKS	N

Appendix D: Prescription Drug Inquiry Required Data Reference

Table D-1: Prescription Drug Inquiry Required Data: Initial Information

Field	Required?
DCN	Y
HICN	Y
ACTIVITY CODE	Y
SOURCE	Y
MSP TYPE	Y
PATIENT RELATIONSHIP	Y
SEND TO MBD	Y

Table D-2: Prescription Drug Inquiry Required Data: Additional Information

Field	Required?	Notes
CHECK NUMBER	Y	Required when the SOURCE is CHEK.
CHECK DATE	Y	Required when the SOURCE is CHEK.
CHECK AMOUNT	Y	Required when the SOURCE is CHEK.
INFORMANT FIRST NAME	Y	Required when the SOURCE is CHEK, LTTR, or PHON.
INFORMANT MIDDLE INITITAL	N	N/A
INFORMANT LAST NAME	Y	Required when the SOURCE is CHEK, LTTR, or PHON.
INFORMANT ADDRESS	Y	Required when the SOURCE is CHEK, LTTR, or PHON.
INFORMANT CITY	Y	Required when the SOURCE is CHEK, LTTR, or PHON.
INFORMANT STATE	Y	Required when the SOURCE is CHEK, LTTR, or PHON.
INFORMANT ZIP	Y	Required when the SOURCE is CHEK, LTTR, or PHON.
INFORMANT PHONE	N	N/A
INFORMANT RELATIONSHIP	Y	Required when the SOURCE is CHEK, LTTR, or PHON.
EMPLOYER NAME	N	N/A
EMPLOYER ADDRESS	N	N/A
EMPLOYER ADDRESS 2	N	N/A
EMPLOYER CITY	N	N/A
EMPLOYER STATE	N	N/A
EMPLOYER ZIP	N	N/A

Field	Required?	Notes
EMPLOYER PHONE	N	N/A
EMPLOYER EIN	N	N/A
EMPLOYER EMPLOYEE #	N	N/A

Table D-3: Prescription Drug Inquiry Required Data: Prescription Coverage

Field	Required?	Notes
INSURANCE COMPANY NAME	Y	N/A
ADDRESS LINE 1	N	N/A
ADDRESS LINE 2	N	N/A
CITY	N	N/A
STATE	N	N/A
ZIP	N	N/A
PHONE	N	N/A
EFFECTIVE DATE	Y	N/A
TERMINATION DATE	Y	N/A..
RECORD TYPE	N	N/A
COVERAGE TYPE	Y	N/A
BIN	Y	Required when COVERAGE TYPE is U.
PCN	Y	Required when COVERAGE TYPE is U.
POLICY NUMBER	N	N/A
GROUP	Y	Required when COVERAGE TYPE is U.
ID	Y	Required when COVERAGE TYPE is U.
SUPPLEMENTAL TYPE	N	N/A
PERSON CODE	Y	<ul style="list-style-type: none"> • Required when RECORD TYPE is Supplemental • Required when RECORD TYPE is blank and SUPPLEMENTAL TYPE is L.

Appendix E: Reason Codes

Table E-1: Reason Codes

Reason Code	Definition
01	Not yet read by COB, used with NW status
02	Being processed by COB, used with IP status
03	Under development by COB, used with IP status
04	Update sent to CWF, used with IP status
05	Error received from CWF, being resolved by BCRC, used with IP status
06	Sent to the Enrollment Data Base (EDB) for beneficiary info. Used with IP status
07	Auditor follow-up development in progress, used with IP status
10	Not processing
11	Not yet eligible for Medicare, used with HD status
12	Needs diagnosis, used with HD status (for WC set-aside trust cases only)
13	Future-dated workers' compensation case, used with HD status (for WC set-aside trust cases only)
14	Duplicate request, development already in process, used with HD status
15	Prescription Drug Information sent to MBD
30	SEE approved Medicare primary
31	Action Code and Comments Conflict
32	Record terminated/deleted due to OBRA 93
33	WCSA record – request must go to regional office
34	Record is “N” validity – we do not develop for “N” records
36	Policy Holder Retired (G record)
37	Beneficiary verified existing record, no update needed
38	Development in process
45	Insufficient information to process, used with HD status (RAC only)
46	RAC did not update hold records, used with DE status (RAC only)
50	Posted to CWF, response received with no errors, used with CM status Note: When Action ‘ID’ is submitted on a CWF Assistance Request and the BCRC determines that a duplicate record exists, the MSP record will be deleted from CWF and the CWF Assistance Request will be returned with a Status/Reason CM50.
51	No changes (additions, modifications, or deletions) made to CWF, used with CM status
52	Returned–rejected by CWF, used with CM status

Reason Code	Definition
53	Returned–duplicate ECRS request, used with CM status
54	100 or more threshold met
55	20 or more threshold met
56	OBRA does not apply, no update
57	Record already updated
58	Non-compliant GHP
59	Employer verified existing record, no update
60	Invalid HICN
61	No Part A entitlement
62	Closed, no response to development
63	Development complete, no MSP
64	Letter sent
65	Deceased, used with CM status
66	ESRD/DIB conflict
67	No response from CWF
68	Closed for Self-Report (More current information was received by the BCRC in the form of a self-report.
69	Developed to GHP, no response
70	Developed to non-EGHP, no response
71	Developed to beneficiary, no response
72	Developed to informant, no response
73	Medicare beneficiary retired
74	Spouse retired
75	GHP lifetime of yearly benefits past maximum amount
76	No coverage with insurance company
77	Medicare Supplemental Plan
78	Employer has less than 20 employees
79	Per employer, Medicare beneficiary is not covered under spouse’s GHP
80	Employer has less than 100 employees
81	Medicare is primary due to ESRD coordination period
82	Per insurance, seasonal employee and not eligible for the month
83	Incoming request conflicts with information on file Note: When Action ‘ID’ is submitted on a CWF Assistance Request and the BCRC determines that no duplicate record exists, the CWF Assistance Request will be returned with a Status/Reason CM83. Comments will be provided on the response.

Reason Code	Definition
84	Insufficient information to update CWF
85	Venue changed
86	Unable to verify address, used with CM status (for CWF assistant requests only)
87	MSP record exists, used with CM status (check HIMR or resubmit as assistance request)
88	No update, not lead contractor
91	Duplicate investigation in process
92	Change of Venue not allowed after 90 days
93	No Part D Enrollment found
96	Per Hierarchy guidelines, request cannot be honored.
97	Existing record is invalid and has been deleted. New record created to include changes requested.

Appendix F: CWF Remark Codes

Table F-1: Remark Codes

Remark Code	Definition
01	Beneficiary retired as of termination date.
02	Beneficiary's employer has less than 20 employees.
03	Beneficiary's employer has less than 100 employees.
04	Beneficiary is dually entitled to Medicare, based on ESRD and Age or ESRD and disability.
05	Beneficiary is not married.
06	The Beneficiary is covered under the group health plan of a family member whose employer has less than 100 employees.
07	Beneficiary's employer has less than 20 employees and is in a multiple or multi-employer plan that has elected the working aged exception.
08	Beneficiary's employer has less than 20 employees and is in a multiple or multi-employer plan that has not elected the working aged exception.
09	Beneficiary is self-employed.
10	A family member of the beneficiary is self-employed.
20	Spouse retired as of termination date.
21	Spouse's employer has less than 20 employees.
22	Spouse's employer has less than 100 employees.
23	Spouse's employer has less than 100 employees but is in a qualifying multiple or multi-employer plan.
24	Spouse's employer has less than 20 employees and is multiple or multi-employer plan that has elected the working aged exception.
25	Spouse's employer has less than 20 employees and is multiple or multi-employer plan that has not elected the working aged exception.
26	Beneficiary's spouse is self-employed.
30	Exhausted benefits under the plan.
31	Preexisting condition exclusions exist.
32	Conditional payment criteria met.
33	Multiple primary payers, Medicare is tertiary payer.
34	Information has been collected indicating that there is not a parallel plan that covers medical services.
35	Information has been collected indicating that there is not a parallel plan that covers hospital services.

Remark Code	Definition
36	Denial sent by EGHP, claims paid meeting conditional payment criteria.
37	Beneficiary deceased.
38	Employer certification on file.
39	Health plan is in bankruptcy or insolvency proceedings.
40	The termination date is the beneficiary's retirement date.
41	The termination date is the spouse's retirement date.
42	Potential non-compliance case, beneficiary enrolled in supplemental plan.
43	GHP coverage is a legitimate supplemental plan.
44	Termination date equals transplant date.
50	Employment related accident.
51	Claim denied by workers' comp.
52	Contested denial.
53	Workers' compensation settlement funds exhausted.
54	Auto accident - no coverage.
55	Not payable by black lung.
56	Other accident - no liability.
57	Slipped and fell at home.
58	Lawsuit filed - decision pending.
59	Lawsuit filed - settlement received.
60	Medical malpractice lawsuit filed.
61	Product liability lawsuit filed.
62	Request for waiver filed.
70	Data match correction sheet sent.
71	Data match record updated.
72	Vow of Poverty correction.

Appendix G: File Layouts

G.1 CWF Assistance Request File Layouts

CWF Assistance Request Header Record

Table G-1: CWF Assistance Request Header Record Layout

Data Field	Length	Type	Displacement	Edits
Header Indicator	2	Alpha-Numeric	1-2	Should be: 'H0'. If not, drop file with error code HE01. Required
PDP ID	4	Numeric	3-6	ID number assigned by the BCRC. . Populate with Spaces.
Contractor Number	5	Alpha-Numeric	7-11	Part D Plan Contractor number. Required. If not valid contractor number, drop file with error code HE03.
File Type	3	Alpha	12-14	Valid values: 'CWF' – CWF Assistance Request file If not, drop file with error code HE04.
File Date	8	Date	15-22	CCYYMMDD If not valid date, drop file with error code HE05.
Submitter Type	1	Alpha-Numeric	23	Part C/D Submitter Indicator Valid Values 'C' = Part C Contractor 'D' = Part D Contractor If not valid value, drop file with error code HE06.
Filler	1244	Filler	24-1267	Unused Field – fill with spaces

G.2 CWF Assistance Request Trailer Record

Table G-2: CWF Assistance Request Trailer Record Layout

Data Field	Length	Type	Displacement	Edits
Trailer Indicator	2	Alpha-Numeric	1-2	Should be: 'T0'. If not, drop file with error code TE01. Required.
PDP ID	4	Numeric	3-6	ID number assigned by the BCRC. Populate with spaces.
Contractor Number	5	Alpha-Numeric	7-11	If not valid contractor number, drop file with error code TE03.
File Type	3	Alpha-Numeric	12-14	Valid values: 'CWF' – CWF Assistance Request File If not, drop file with error code TE04.
File Date	8	Date	15-22	CCYYMMDD If not valid date, drop file with error code TE05.
Record Count	9	Numeric	23-31	Number of records on file. If invalid number or number does not match number of records in file, drop file with error code TE06.
Filler	1236	Filler	32-1267	Unused Field – fill with spaces

G.3 CWF Assistance Request Detail Record

This record layout **must be used** for all CWF Assistance Request file submissions as of 1/1/2014.

Table G-3: CWF Assistance Request Detail Record Layout

Data Field	Length	Type	Displacement	Description
Transaction type	4	Alpha	1 – 4	Set to 'ECRS' Required
Contractor Number	5	Alpha-Numeric	5-9	Medicare Contractor (MACs, MA/PD Plans) Number. Required
DCN	15	Text	10-24	Document Control Number; assigned by the Medicare Contractor. Required. Each record shall have a unique DCN.
Tran Type Code	1	Alpha	25	Transaction Type Indicator Set to 'R' for CWF Assistance Requests Required
Trans Seq No	3	Numeric	26-28	Sequence Number assigned by COB. Internal use only. Populate with spaces.
Update Operator ID	8	Alpha-Numeric	29-36	ID of user making update. Not required
Contractor Name	25	Text	37-61	Contractor name Not required
Contractor Phone	10	Numeric	62-71	Contractor Phone Number Not required
Tran Stat Cd	2	Alpha	72-73	Status Code Set to 'NW' for New
Tran Reason Cd	2	Numeric	74-75	Reason Set to '01' for New

Data Field	Length	Type	Displacement	Description
Trans Action Code 1	2	Alpha	76-77	<p>Action Code. Valid values are:</p> <ul style="list-style-type: none"> AI = Change Attorney Information AP = Add Policy and/or Group Number AR = Add CWF remark codes CA = CMS Grouping Code CD = Date of Injury/Date of Loss Changes CP = Incorrect ESRD Coordination Period CT = Change termination date DA = Develop to the attorney DD = Develop for the diagnosis code DE = Develop to employer or for employer info DI = Develop to insurer or for insurer info DO = Mark occurrence for deletion DR = Investigate/redevelop closed or deleted record DT = Develop for termination date DX = Change diagnosis codes EA = Change employer address ED = Change effective date EF = Develop for the effective date EI = Change employer information ES = Employer size below minimum (20 for working aged, 100 for disability) ID = Investigate/possible duplicate for deletion II = Change insurer information IT = Change insurer type LR = Add duplicate liability record MT = Change MSP type MX = SSN/HICN mismatch NR = Create duplicate no-fault record PH = Add PHP date PR = Change patient relationship TD = Add Termination Date. VP = Beneficiary has taken a vow of poverty WN = Notify BCRC of Updates to WCMSA Cases <p>Required. Enter up to four Actions unless the CWF assistance request is DE, DI, DO, DR, ID, or VP. You cannot combine these six Actions with any other action codes.</p>
Trans Action Code 2	2	Alpha-Numeric	78-79	<p>Action Code 2</p> <p>Valid values same as Trans Action Code 1.</p> <p>Not required. Populate with spaces if not available.</p>

Data Field	Length	Type	Displacement	Description
Trans Action Code 3	2	Alpha-Numeric	80-81	Action Code 3 Valid values same as Trans Action Code 1. Not required. Populate with spaces if not available.
Trans Action Code 4	2	Alpha-Numeric	82-83	Action Code 4 Valid values same as Trans Action Code 1. Not required. Populate with spaces if not available.
Activity Code	1	Alpha	84	Activity of Contractor. Valid values are: C = Claims (Prepayment) – 22001 N = Liability, No-Fault, WC, and FTCA - 42002 G = Group Health Plan – 42003 I = General Inquiry – 42004 D = Debt Collection – 42021 Required
Develop to	1	Alpha	85	Development source code indicating where development letter was sent. Not required. Populate with spaces if not available.
RSP	1	Alpha	86	Development response indicator. Not required. Populate with spaces if not available.
Trans Source Cd	4	Alpha	87-90	Four-character code identifying source of CWF assistance request information. Valid values are: CHE = Unsolicited check LTTR = Letter PHON= Phone call SCLM = Claim submitted to Medicare contractor for secondary payment SRVY = Survey CLAM = Claim Required
HIC Number	12	Alpha-Numeric	91-102	Health Insurance Claim Number of beneficiary. HICN without dashes, spaces, or other special characters. Required if SSN is not entered.
Beneficiary's Social Security Number	9	Numeric	103-111	Beneficiary's Social Security Number Required if HIC Number not entered.
Beneficiary's Date of Birth	8	Date	112-119	Beneficiary's Date of Birth in CCYYMMDD format Not required. Populate with zeros if not available.

Data Field	Length	Type	Displacement	Description
Beneficiary's Sex Code	1	Numeric	120	Sex of beneficiary Valid values are: U = Unknown M = Male F = Female Not required. Populate with spaces if not available.
Beneficiary's First Name	15	Text	121-135	First name of beneficiary. Required
Beneficiary's Initial	1	Alpha	136	Middle initial of beneficiary
Beneficiary's Last Name	24	Text	137-160	Last name of beneficiary. Required

Data Field	Length	Type	Displacement	Description										
Patient Relationship	2	Numeric	161-162	<p>Patient relationship between policyholder and beneficiary</p> <p>Valid values are:</p> <ul style="list-style-type: none"> 01 = Patient is policy holder 02 = Spouse 03 = Natural child, insured has financial responsibility 04 = Natural child, insured does not have financial responsibility 05 = Stepchild 06 = Foster child 07 = Ward of the Court 08 = Employee 09 = Unknown 10 = Handicapped dependent 11 = Organ donor 12 = Cadaver donor 13 = Grandchild 14= Niece/nephew 15= Injured plaintiff 16= Sponsored dependent 17= Minor dependent of a minor dependent 18= Parent 19= Grandparent dependent 20= Domestic partner (Effective April, 2004.) <p>Required</p> <p>Note: For the following MSP TYPEs below, the PATIENT RELATIONSHIP codes listed to the right are the only valid values that can be used.</p> <table border="0"> <thead> <tr> <th>MSP TYPE</th> <th>PATIENT RELATIONSHIP</th> </tr> </thead> <tbody> <tr> <td colspan="2">-----</td> </tr> <tr> <td>A</td> <td>01, 02</td> </tr> <tr> <td>B</td> <td>01, 02, 03, 04, 05, 18, 20</td> </tr> <tr> <td>G</td> <td>01, 02, 03, 04, 05, 18, 20</td> </tr> </tbody> </table>	MSP TYPE	PATIENT RELATIONSHIP	-----		A	01, 02	B	01, 02, 03, 04, 05, 18, 20	G	01, 02, 03, 04, 05, 18, 20
MSP TYPE	PATIENT RELATIONSHIP													

A	01, 02													
B	01, 02, 03, 04, 05, 18, 20													
G	01, 02, 03, 04, 05, 18, 20													

Data Field	Length	Type	Displacement	Description
MSP Type	1	Alpha	163	One-character code identifying type of MSP coverage Valid values are: A = Working Aged B = ESRD C = Conditional Payment D = Automobile Insurance E = Workers' Compensation F = Federal (Public) G = Disabled H = Black Lung L = Liability W =Workers' Compensation Set-Aside Required
MSP Effective Date	8	Date	164-171	Effective date of MSP coverage in CCYYMMDD format. Required
MSP Term Date	8	Date	172-179	Termination date of MSP coverage in CCYYMMDD format. Type one or more zeroes in this field to remove an existing termination date. Type 9 eight times in this field if you have conflicting dates for the termination date. Not required. Populate with zeros if not available.
AUX Row Number	3	Numeric	180-182	AUX record number of MSP record at CWF. Required . Populate with zeros if not available.
MSP Accretion Date	8	Date	183-190	Accretion date of MSP coverage in CCYYMMDD format. Not required. Populate with zeros if not available.
Originating Contractor	5	Alpha-Numeric	191-195	Contractor number of contractor that created original MSP occurrence at CWF Required
Filler	6	Alpha	196-201	Populate with spaces.
Beneficiary's Address 1	32	Text	202-233	First line of beneficiary's street address. Not required. Populate with spaces if not available.
Beneficiary's Address 2	32	Text	234-265	Second line of beneficiary's street address. Not required. Populate with spaces if not available.
Beneficiary's City	15	Text	266-280	Beneficiary's city Not required. Populate with spaces if not available.
Beneficiary's State	2	Alpha	281-282	Beneficiary's state Not required. Populate with spaces if not available.

Data Field	Length	Type	Displacement	Description
Beneficiary's Zip Code	9	Numeric	283-291	Beneficiary's zip code Not required. Populate with spaces if not available.
Beneficiary's Phone	10	Numeric	292-301	Beneficiary's telephone number Not required. Populate with zeros if not available.
Check Date	8	Numeric	302-309	Date of check received in CCYYMMDD format. Required if value in SOURCE field = CHEK. You cannot future-date this field. Populate with zeros if SOURCE field not equal to CHEK.
Check Amount	15	Alpha	310-324	Amount of check received in \$999,999,999.99 format. Required if value in SOURCE field = CHEK. Populate with zeros if SOURCE field not equal to CHEK.
Check Number	15	Alpha	325-339	Number of check received. Required if value in SOURCE field = CHEK. Populate with zeros if SOURCE field not equal to CHEK.
Informant's First Name	15	Text	340-354	Name of person informing contractor of change in MSP coverage. Required when SOURCE is CHEK, LTTR or PHON. Populate with spaces if Source field not equal to CHEK, LTTR or PHON.
Informant's Middle Initial	1	Alpha	355	Informants middle initial. Not required. Populate with spaces if not available.
Informant's Last Name	24	Text	356-379	Last name of person informing contractor of change in MSP coverage. Required when SOURCE is CHEK, LTTR or PHON. Populate with spaces if Source field not equal to CHEK, LTTR or PHON.
Informant's Phone	10	Numeric	380-389	Informant's telephone number Not required. Populate with zeros if not available.
Informant's Address 1	32	Text	390-421	Informant's street address 1 Required when SOURCE is CHEK, LTTR or PHON. Populate with spaces if Source field not equal to CHEK, LTTR or PHON.
Informant's Address 2	32	Text	422-453	Name of person informing contractor of change in MSP coverage. Not required
Informant's City	15	Text	454-468	Informant's city. Required when SOURCE is CHEK, LTTR or PHON. Populate with spaces if Source field not equal to CHEK, LTTR or PHON

Data Field	Length	Type	Displacement	Description
Informant's State	2	Alpha	469-470	Informant's state Required when SOURCE is CHEK, LTTR or PHON. Populate with spaces if Source field not equal to CHEK, LTTR or PHON.
Informant's Zip Code	9	Numeric	471-479	Informant's zip code Required when SOURCE is CHEK, LTTR or PHON. Populate with spaces if Source field not equal to CHEK, LTTR or PHON.
Informant's Relationship Code	1	Alpha	480	Relationship of informant to beneficiary. Valid values are: <ul style="list-style-type: none"> A = Attorney representing beneficiary B = Beneficiary C = Child D = Defendant's attorney E = Employer F = Father I = Insurer M = Mother N = Non-relative O = Other relative P = Provider R = Beneficiary representative other than attorney S = Spouse U = Unknown Required when SOURCE is CHEK, LTTR or PHON. Populate with spaces if Source field not equal to CHEK, LTTR or PHON.
Employer's Name	32	Text	481-512	Name of employer providing group health insurance under which beneficiary is covered Not required. Populate with spaces if not available.
Employer EIN	18	Text	513-530	Employer's Identification Number Not required. Populate with spaces if not available.
Employer's Address 1	32	Text	531-562	Employer's Street Address 1 Not required. Populate with spaces if not available.
Employer's Address 2	32	Text	563-594	Employer's Street Address 2 Not required. Populate with spaces if not available.
Employer's Phone	10	Numeric	595-604	Employer's Telephone Number Not required. Populate with spaces if not available.
Employer's City	15	Text	605-619	Employer's City Not required. Populate with spaces if not available.

Data Field	Length	Type	Displacement	Description
Employer's State	2	Alpha	620-621	Employer's State Not required. Populate with spaces if not available.
Employer's ZIP Code	9	Numeric	622-630	Employer's Zip Code Not required. Populate with spaces if not available.
Employee No	12	Text	631-642	Employee Number of Policy Holder Not required. Populate with spaces if not available.
Insurer's name	32	Text	643-674	Name of insurance carrier for MSP coverage Required for II ACTION. Populate with spaces if ACTION not equal to II.
Insurer Type	1	Alpha	675	Type of Insurance A = Insurance or Indemnity (Other Types) B = Group Health Organization (GHO) C = Preferred Provider Organization D = TPA/ASO E = Stop Loss TPA F = Self-insured/Self-Administered (Self-Insured) G = Collectively-bargained Health and Welfare Fund H = Multiple Employer Health Plan with 100 or more employees. I = Multiple Employer Health Plan with 20 or more employees. J = Hospitalization only plan covering inpatient hospital K = Medical Service only plan covering non-inpatient medical M = Medicare Supplement Plan U = Unknown Not required. Populate with A if not available.
Insurer's Address 1	32	Text	676-707	Insurer's street address 1 Not required. Populate with spaces if not available.
Insurer's Address 2	32	Text	708-739	Insurer's street address 2 Not required. Populate with spaces if not available.
Insurer's City	15	Text	740-754	Insurer's city Not required. Populate with spaces if not available.
Insurer's State	2	Alpha	755-756	Insurer's state Not required. Populate with spaces if not available.
Insurer's ZIP Code	9	Numeric	757-765	Insurer's zip code Not required. Populate with spaces if not available.

Data Field	Length	Type	Displacement	Description
Insurer's Phone	10	Numeric	766-775	Insurer's telephone number Not required. Populate with zeros if not available.
Insurer Group Number	20	Text	776-795	Group number of insurance coverage. Not required. Populate with spaces if not available.
Insurer Policy Number	17	Text	796-812	Policy number of insurance coverage. Not required. Populate with spaces if not available.
Subscriber First Name	15	Text	813-827	First name of individual covered by this insurance. Not required. Populate with spaces if not available.
Subscriber Initial	1	Alpha	828	Middle initial of individual covered by this insurance. Not required. Populate with spaces if not available.
Subscriber Last Name	24	Text	829-852	Last name of individual covered by this insurance. Not required. Populate with spaces if not available.
PHP Date	8	Date	853-860	Pre-paid Health Plan date in CCYYMMDD format. Not required. Populate with zeros if not available.
Remarks Code 1	2	Alpha-Numeric	861-862	Two-character CWF remark code explaining reason for transaction. See Appendix F for a list of remark codes. Not required. Populate with spaces if not available.
Remarks Code 2	2	Alpha-Numeric	863-864	Two-character CWF remark code explaining reason for transaction. See Appendix F for a list of remark codes. Not required. Populate with spaces if not available.
Remarks Code 3	2	Alpha-Numeric	865-866	Two-character CWF remark code explaining reason for transaction. See Appendix F for a list of remark codes. Not required. Populate with spaces if not available.
Filler	25	Filler	867-891	Filler
Submitter Type	1	Alpha	892	Part C/D Submitter Indicator Valid Values 'C' = Part C Contractor 'D' = Part D Contractor If not valid value, drop file with error code HE06.
Filler	7	Filler	893-899	Filler
Trans Comment	180	Text	900-1079	Comments—Used by Submitter
Filler	8	Filler	1080-1087	Filler

Data Field	Length	Type	Displacement	Description										
New Patient Relationship	2	Numeric	1088-1089	<p>Patient relationship between policyholder and beneficiary</p> <p>Valid values are:</p> <ul style="list-style-type: none"> 01 Patient is policy holder 02 Spouse 03 Natural child, insured has financial responsibility 04 Natural child, insured does not have financial responsibility 05 Stepchild 06 Foster child 07 Ward of the Court 08 Employee 09 Unknown 10 Handicapped dependent 11 Organ donor 12 Cadaver donor 13 Grandchild 14 Niece/nephew 15 Injured plaintiff 16 Sponsored dependent 17 Minor dependent of a minor dependent 18 Parent 19 Grandparent dependent 20 Domestic partner (Effective April, 2004.) <p>Required when Action is PR.</p> <p>Note: For the following MSP Types below, the patient relationship codes listed to the right are the only valid values that can be used.</p> <table border="0"> <thead> <tr> <th data-bbox="930 1346 1062 1373">MSP TYPE</th> <th data-bbox="1122 1346 1430 1373">PATIENT RELATIONSHIP</th> </tr> </thead> <tbody> <tr> <td colspan="2" data-bbox="930 1394 1430 1409">-----</td> </tr> <tr> <td data-bbox="930 1425 951 1453">A</td> <td data-bbox="1122 1425 1192 1453">01, 02</td> </tr> <tr> <td data-bbox="930 1461 951 1488">B</td> <td data-bbox="1122 1461 1390 1488">01, 02, 03, 04, 05, 18, 20</td> </tr> <tr> <td data-bbox="930 1497 951 1524">G</td> <td data-bbox="1122 1497 1390 1524">01, 02, 03, 04, 05, 18, 20</td> </tr> </tbody> </table>	MSP TYPE	PATIENT RELATIONSHIP	-----		A	01, 02	B	01, 02, 03, 04, 05, 18, 20	G	01, 02, 03, 04, 05, 18, 20
MSP TYPE	PATIENT RELATIONSHIP													

A	01, 02													
B	01, 02, 03, 04, 05, 18, 20													
G	01, 02, 03, 04, 05, 18, 20													

Data Field	Length	Type	Displacement	Description
New MSP Type	1	Alpha	1090	<p>One-character code identifying type of MSP coverage</p> <p>Valid values are:</p> <ul style="list-style-type: none"> A = Working Aged B = ESRD C = Conditional Payment D = Automobile Insurance E = Workers' Compensation F = Federal (Public) G = Disabled H = Black Lung L = Liability <p>Required when Action is MT.</p>
New MSP Effective Date	8	Date	1091-1098	<p>Effective date of MSP coverage in CCYYMMDD format.</p> <p>Required when Action is ED.</p>
New Insurer Type	1	Alpha	1099	<p>Type of Insurance</p> <ul style="list-style-type: none"> A = Insurance or Indemnity (Other Types) B = Group Health Organization (GHO) C = Preferred Provider Organization D = TPA/ASO E = Stop Loss TPA F = Self-insured/Self-Administered (Self-Insured) G = Collectively-bargained Health and Welfare Fund H = Multiple Employer Health Plan with 100 or more employees. I = Multiple Employer Health Plan with 20 or more employees. J = Hospitalization only plan covering inpatient hospital K = Medical Service only plan covering non-inpatient medical M = Medicare Supplement Plan U = Unknown <p>Required when Action is IT</p>

Data Field	Length	Type	Displacement	Description
Diagnosis Code 1 ICD Indicator	1	Numeric	1100	<p>One-digit diagnosis code indicator to identify whether the submitted Diagnosis Code 1 is in ICD-9-CM or ICD-10-CM format.</p> <p>0 = ICD-10-CM format 9 = ICD-9-CM format</p> <p>NGHP MSP types will require a valid diagnosis code to be entered. If an invalid code is entered, the user will see error code PE1A and the record will be dropped.</p> <p>Required if Diagnosis Code 1 is submitted.</p>
Diagnosis Code 1	7	Text	1101 – 1107	<p>ICD-9-CM Diagnosis Code or ICD-10-CM diagnosis code that applies to this MSP occurrence. Required if Action code is CA or CL.</p> <p>Required if Diagnosis Code 1 ICD Indicator is submitted.</p> <p>If Diagnosis Code 1 ICD Indicator = 0, Diagnosis Code 1 must contain a valid ICD-10-CM diagnosis code. If Diagnosis Code 1 ICD Indicator = 9, Diagnosis Code 1 must contain a valid ICD-9-CM diagnosis code.</p> <p>Populate with spaces if not applicable.</p> <p>* Refer to Appendix B for complete set of <i>required fields</i> for various source codes.</p> <p>NGHP MSP types will require a valid diagnosis code to be entered. If an invalid code is entered, the user will see error code PE69 and the record will be dropped.</p>
Diagnosis Code 2 ICD Indicator	1	Numeric	1108	<p>One-digit diagnosis code indicator to identify whether the diagnosis code received is in ICD-9-CM or ICD-10-CM format.</p> <p>0 = ICD-10-CM format 9 = ICD-9-CM format</p> <p>If an invalid code is entered, the user will see error code PE1B and the record will be dropped.</p> <p>Required if Diagnosis Code 2 is submitted.</p>

Data Field	Length	Type	Displacement	Description
Diagnosis Code 2	7	Text	1109 -1115	<p>ICD-9-CM or ICD-10-CM diagnosis code that applies to this MSP occurrence.</p> <p>Required if Diagnosis Code 2 ICD Indicator is submitted.</p> <p>If Diagnosis Code 2 ICD Indicator = 0, Diagnosis Code 2 must contain a valid ICD-10-CM diagnosis code. If Diagnosis Code 2 ICD Indicator = 9, Diagnosis Code 2 must contain a valid ICD-9-CM diagnosis code.</p> <p>Populate with spaces if not applicable.</p> <p>NGHP MSP types will require a valid diagnosis code to be entered. If an invalid code is entered, the user will see error code PE70 and the record will be dropped.</p>
Diagnosis Code 3 ICD Indicator	1	Numeric	1116	<p>One-digit diagnosis code indicator to identify whether the diagnosis code received is in ICD-9-CM or ICD-10-CM format.</p> <p>0 = ICD-10-CM format 9 = ICD-9-CM format</p> <p>If an invalid code is entered, the user will see error code PE1C and the record will be dropped.</p> <p>Required if Diagnosis Code 3 is submitted.</p>
Diagnosis Code 3	7	Text	1117 – 1123	<p>ICD-9-CM or ICD-10-CM diagnosis code that applies to this MSP occurrence.</p> <p>Required if Diagnosis Code 3 ICD Indicator is submitted.</p> <p>If Diagnosis Code 3 ICD Indicator = 0, Diagnosis Code 3 must contain a valid ICD-10-CM diagnosis code. If Diagnosis Code 3 ICD Indicator = 9, Diagnosis Code 3 must contain a valid ICD-9-CM diagnosis code.</p> <p>Populate with spaces if not applicable.</p> <p>NGHP MSP types will require a valid diagnosis code to be entered. If an invalid code is entered, the user will see error code PE71 and the record will be dropped.</p> <p>Not required.</p>
Diagnosis Code 4 ICD Indicator	1	Numeric	1124	<p>One-digit diagnosis code indicator to identify whether the diagnosis code received is in ICD-9-CM or ICD-10-CM format.</p> <p>0 = ICD-10-CM format 9 = ICD-9-CM format</p> <p>If an invalid code is entered, the user will see error code PE1D and the record will be dropped.</p> <p>Required if Diagnosis Code 4 is submitted.</p>

Data Field	Length	Type	Displacement	Description
Diagnosis Code 4	7	Text	1125 - 1131	<p>ICD-9-CM or ICD-10-CM diagnosis code that applies to this MSP occurrence.</p> <p>Required if Diagnosis Code 4 ICD Indicator is submitted.</p> <p>If Diagnosis Code 4 ICD Indicator = 0, Diagnosis Code 4 must contain a valid ICD-10-CM diagnosis code. If Diagnosis Code 4 ICD Indicator = 9, Diagnosis Code 4 must contain a valid ICD-9-CM diagnosis code.</p> <p>Populate with spaces if not applicable.</p> <p>NGHP MSP types will require a valid diagnosis code to be entered. If an invalid code is entered, the user will see error code PE72 and the record will be dropped.</p>
Diagnosis Code 5 ICD Indicator	1	Numeric	1132	<p>One-digit diagnosis code indicator to identify whether the diagnosis code received is in ICD-9-CM or ICD-10-CM format.</p> <p>0 = ICD-10-CM format 9 = ICD-9-CM format</p> <p>If an invalid code is entered, the user will see error code PE1E and the record will be dropped.</p> <p>Required if Diagnosis Code 5 is submitted.</p>
Diagnosis Code 5	7	Text	1133 - 1139	<p>ICD-9-CM or ICD-10-CM diagnosis code that applies to this MSP occurrence.</p> <p>Required if Diagnosis Code 5 ICD Indicator is submitted.</p> <p>If Diagnosis Code 5 ICD Indicator = 0, Diagnosis Code 5 must contain a valid ICD-10-CM diagnosis code. If Diagnosis Code 5 ICD Indicator = 9, Diagnosis Code 5 must contain a valid ICD-9-CM diagnosis code.</p> <p>Populate with spaces if not applicable.</p> <p>NGHP MSP types will require a valid diagnosis code to be entered. If an invalid code is entered, the user will see error code PE73 and the record will be dropped.</p>
Diagnosis Code 6 ICD Indicator	1	Numeric	1140	<p>One-digit diagnosis code indicator to identify whether the diagnosis code received is in ICD-9-CM or ICD-10-CM format.</p> <p>0 = ICD-10-CM format 9 = ICD-9-CM format</p> <p>If an invalid code is entered, the user will see error code PE1F and the record will be dropped.</p> <p>Required if Diagnosis Code 6 is submitted.</p>

Data Field	Length	Type	Displacement	Description
Diagnosis Code 6	7	Text	1141 – 1147	<p>ICD-9-CM or ICD-10-CM diagnosis code that applies to this MSP occurrence.</p> <p>Required if Diagnosis Code 6 ICD Indicator is submitted.</p> <p>If Diagnosis Code 6 ICD Indicator = 0, Diagnosis Code 6 must contain a valid ICD-10-CM diagnosis code. If Diagnosis Code 6 ICD Indicator = 9, Diagnosis Code 6 must contain a valid ICD-9-CM diagnosis code.</p> <p>Populate with spaces if not applicable.</p> <p>NGHP MSP types will require a valid diagnosis code to be entered. If an invalid code is entered, the user will see error code PE1G and the record will be dropped.</p>
Diagnosis Code 7 ICD Indicator	1	Numeric	1148	<p>One-digit diagnosis code indicator to identify whether the diagnosis code received is in ICD-9-CM or ICD-10-CM format.</p> <p>0 = ICD-10-CM format 9 = ICD-9-CM format</p> <p>If an invalid code is entered, the user will see error code PE1H and the record will be dropped.</p> <p>Required if Diagnosis Code 7 is submitted.</p>
Diagnosis Code 7	7	Text	1149 – 1155	<p>ICD-9-CM or ICD-10-CM diagnosis code that applies to this MSP occurrence.</p> <p>Required if Diagnosis Code 7 ICD Indicator is submitted.</p> <p>If Diagnosis Code 7 ICD Indicator = 0, Diagnosis Code 7 must contain a valid ICD-10-CM diagnosis code. If Diagnosis Code 7 ICD Indicator = 9, Diagnosis Code 7 must contain a valid ICD-9-CM diagnosis code.</p> <p>Populate with spaces if not applicable.</p> <p>NGHP MSP types will require a valid diagnosis code to be entered. If an invalid code is entered, the user will see error code PE1I and the record will be dropped.</p>
Diagnosis Code 8 ICD Indicator	1	Numeric	1156	<p>One-digit diagnosis code indicator to identify whether the diagnosis code received is in ICD-9-CM or ICD-10-CM format.</p> <p>0 = ICD-10-CM format 9 = ICD-9-CM</p> <p>If an invalid code is entered, the user will see error code PE1J and the record will be dropped.</p> <p>Required if Diagnosis Code 8 is submitted.</p>

Data Field	Length	Type	Displacement	Description
Diagnosis Code 8	7	Text	1157 – 1163	<p>ICD-9-CM or ICD-10-CM diagnosis code that applies to this MSP occurrence.</p> <p>Required if Diagnosis Code 8 ICD Indicator is submitted.</p> <p>If Diagnosis Code 8 ICD Indicator = 0, Diagnosis Code 8 must contain a valid ICD-10-CM diagnosis code. If Diagnosis Code 8 ICD Indicator = 9, Diagnosis Code 8 must contain a valid ICD-9-CM diagnosis code.</p> <p>Populate with spaces if not applicable.</p> <p>NGHP MSP types will require a valid diagnosis code to be entered. If an invalid code is entered, the user will see error code PE1K and the record will be dropped.</p>
Diagnosis Code 9 ICD Indicator	1	Numeric	1164	<p>One-digit diagnosis code indicator to identify whether the diagnosis code received is in ICD-9-CM or ICD-10-CM format.</p> <p>0 = ICD-10-CM format 9 = ICD-9-CM format</p> <p>If an invalid code is entered, the user will see error code PE1L and the record will be dropped.</p> <p>Required if Diagnosis Code 9 is submitted.</p>
Diagnosis Code 9	7	Text	1165 – 1171	<p>ICD-9-CM or ICD-10-CM diagnosis code that applies to this MSP occurrence.</p> <p>Required if Diagnosis Code 9 ICD Indicator is submitted.</p> <p>If Diagnosis Code 9 ICD Indicator = 0, Diagnosis Code 9 must contain a valid ICD-10-CM diagnosis code. If Diagnosis Code 9 ICD Indicator = 9, Diagnosis Code 9 must contain a valid ICD-9-CM diagnosis code.</p> <p>Populate with spaces if not applicable.</p> <p>NGHP MSP types will require a valid diagnosis code to be entered. If an invalid code is entered, the user will see error code PE1M and the record will be dropped.</p>
Diagnosis Code 10 ICD Indicator	1	Numeric	1172	<p>One-digit diagnosis code indicator to identify whether the diagnosis code received is in ICD-9-CM or ICD-10-CM format.</p> <p>0 = ICD-10-CM format 9 = ICD-9-CM format</p> <p>If an invalid code is entered, the user will see error code PE1N and the record will be dropped.</p> <p>Required if Diagnosis Code 10 is submitted.</p>

Data Field	Length	Type	Displacement	Description
Diagnosis Code 10	7	Text	1173 – 1179	<p>ICD-9-CM or ICD-10-CM diagnosis code that applies to this MSP occurrence.</p> <p>Required if Diagnosis Code 10 ICD Indicator is submitted.</p> <p>If Diagnosis Code 10 ICD Indicator = 0, Diagnosis Code 10 must contain a valid ICD-10-CM diagnosis code. If Diagnosis Code 10 ICD Indicator = 9, Diagnosis Code 10 must contain a valid ICD-9-CM diagnosis code.</p> <p>Populate with spaces if not applicable.</p> <p>NGHP MSP types will require a valid diagnosis code to be entered. If an invalid code is entered, the user will see error code PE1O and the record will be dropped.</p>
Diagnosis Code 11 ICD Indicator	1	Numeric	1180	<p>One-digit diagnosis code indicator to identify whether the diagnosis code received is in ICD-9-CM or ICD-10-CM format.</p> <p>0 = ICD-10-CM format 9 = ICD-9-CM format</p> <p>If an invalid code is entered, the user will see error code PE1P and the record will be dropped.</p> <p>Required if Diagnosis Code 11 is submitted.</p>
Diagnosis Code11	7	Text	1181 – 1187	<p>ICD-9-CM or ICD-10-CM diagnosis code that applies to this MSP occurrence.</p> <p>Required if Diagnosis Code 11 ICD Indicator is submitted.</p> <p>If Diagnosis Code 11 ICD Indicator = 0, Diagnosis Code 11 must contain a valid ICD-10-CM diagnosis code. If Diagnosis Code 11 ICD Indicator = 9, Diagnosis Code 11 must contain a valid ICD-9-CM diagnosis code.</p> <p>Populate with spaces if not applicable.</p> <p>NGHP MSP types will require a valid diagnosis code to be entered. If an invalid code is entered, the user will see error code PE1Q and the record will be dropped.</p>
Diagnosis Code 12 ICD Indicator	1	Numeric	1188	<p>One-digit diagnosis code indicator to identify whether the diagnosis code received is in ICD-9-CM or ICD-10-CM format.</p> <p>0 = ICD-10-CM format 9 = ICD-9-CM format</p> <p>If an invalid code is entered, the user will see error code PE1R and the record will be dropped.</p> <p>Required if Diagnosis Code 12 is submitted.</p>

Data Field	Length	Type	Displacement	Description
Diagnosis Code 12	7	Text	1189 – 1195	<p>ICD-9-CM or ICD-10-CM diagnosis code that applies to this MSP occurrence.</p> <p>Required if Diagnosis Code 12 ICD Indicator is submitted.</p> <p>If Diagnosis Code 12 ICD Indicator = 0, Diagnosis Code 12 must contain a valid ICD-10-CM diagnosis code. If Diagnosis Code 12 ICD Indicator = 9, Diagnosis Code 12 must contain a valid ICD-9-CM diagnosis code.</p> <p>Populate with spaces if not applicable.</p> <p>NGHP MSP types will require a valid diagnosis code to be entered. If an invalid code is entered, the user will see error code PE1S and the record will be dropped.</p>
Diagnosis Code 13 ICD Indicator	1	Numeric	1196	<p>One-digit diagnosis code indicator to identify whether the diagnosis code received is in ICD-9-CM or ICD-10-CM format.</p> <p>0 = ICD-10-CM format 9 = ICD-9-CM format</p> <p>If an invalid code is entered, the user will see error code PE1T and the record will be dropped.</p> <p>Required if Diagnosis Code 13 is submitted.</p>
Diagnosis Code 13	7	Text	1197 – 1203	<p>ICD-9-CM or ICD-10-CM diagnosis code that applies to this MSP occurrence.</p> <p>Required if Diagnosis Code 13 ICD Indicator is submitted.</p> <p>If Diagnosis Code 13 ICD Indicator = 0, Diagnosis Code 13 must contain a valid ICD-10-CM diagnosis code. If Diagnosis Code 13 ICD Indicator = 9, Diagnosis Code 13 must contain a valid ICD-9-CM diagnosis code.</p> <p>Populate with spaces if not applicable.</p> <p>NGHP MSP types will require a valid diagnosis code to be entered. If an invalid code is entered, the user will see error code PE1U and the record will be dropped.</p>
Diagnosis Code 14 ICD Indicator	1	Numeric	1204	<p>One-digit diagnosis code indicator to identify whether the diagnosis code received is in ICD-9-CM or ICD-10-CM format.</p> <p>0 = ICD-10-CM format 9 = ICD-9-CM format</p> <p>If an invalid code is entered, the user will see error code PE1V and the record will be dropped.</p> <p>Required if Diagnosis Code 14 is submitted.</p>

Data Field	Length	Type	Displacement	Description
Diagnosis Code 14	7	Text	1205 – 1211	<p>ICD-9-CM or ICD-10-CM diagnosis code that applies to this MSP occurrence.</p> <p>Required if Diagnosis Code 14 ICD Indicator is submitted.</p> <p>If Diagnosis Code 14 ICD Indicator = 0, Diagnosis Code 14 must contain a valid ICD-10-CM diagnosis code. If Diagnosis Code 14 ICD Indicator = 9, Diagnosis Code 14 must contain a valid ICD-9-CM diagnosis code.</p> <p>Populate with spaces if not applicable.</p> <p>NGHP MSP types will require a valid diagnosis code to be entered. If an invalid code is entered, the user will see error code PE1W and the record will be dropped.</p>
Diagnosis Code 15 ICD Indicator	1	Numeric	1212	<p>One-digit diagnosis code indicator to identify whether the diagnosis code received is in ICD-9-CM or ICD-10-CM format.</p> <p>0 = ICD-10-CM format 9 = ICD-9-CM format</p> <p>If an invalid code is entered, the user will see error code PE1X and the record will be dropped.</p> <p>Required if Diagnosis Code 15 is submitted.</p>
Diagnosis Code 15	7	Text	1213 – 1219	<p>ICD-9-CM or ICD-10-CM diagnosis code that applies to this MSP occurrence.</p> <p>Required if Diagnosis Code 15 ICD Indicator is submitted.</p> <p>If Diagnosis Code 15 ICD Indicator = 0, Diagnosis Code 15 must contain a valid ICD-10-CM diagnosis code. If Diagnosis Code 15 ICD Indicator = 9, Diagnosis Code 15 must contain a valid ICD-9-CM diagnosis code.</p> <p>Populate with spaces if not applicable.</p> <p>NGHP MSP types will require a valid diagnosis code to be entered. If an invalid code is entered, the user will see error code PE1Y and the record will be dropped.</p>
Diagnosis Code 16 ICD Indicator	1	Numeric	1220	<p>One-digit diagnosis code indicator to identify whether the diagnosis code received is in ICD-9-CM or ICD-10-CM format.</p> <p>0 = ICD-10-CM format 9 = ICD-9-CM format</p> <p>If an invalid code is entered, the user will see error code PE1Z and the record will be dropped.</p> <p>Required if Diagnosis Code 16 is submitted.</p>

Data Field	Length	Type	Displacement	Description
Diagnosis Code 16	7	Text	1221 – 1227	<p>ICD-9-CM or ICD-10-CM diagnosis code that applies to this MSP occurrence.</p> <p>Required if Diagnosis Code 16 ICD Indicator is submitted.</p> <p>If Diagnosis Code 16 ICD Indicator = 0, Diagnosis Code 16 must contain a valid ICD-10-CM diagnosis code. If Diagnosis Code 16 ICD Indicator = 9, Diagnosis Code 16 must contain a valid ICD-9-CM diagnosis code.</p> <p>Populate with spaces if not applicable.</p> <p>NGHP MSP types will require a valid diagnosis code to be entered. If an invalid code is entered, the user will see error code PE2A and the record will be dropped.</p>
Diagnosis Code 17 ICD Indicator	1	Numeric	1228	<p>One-digit diagnosis code indicator to identify whether the diagnosis code received is in ICD-9-CM or ICD-10-CM format.</p> <p>0 = ICD-10-CM format 9 = ICD-9-CM format</p> <p>If an invalid code is entered, the user will see error code PE2B and the record will be dropped.</p> <p>Required if Diagnosis Code 17 is submitted.</p>
Diagnosis Code 17	7	Text	1229 – 1235	<p>ICD-9-CM or ICD-10-CM diagnosis code that applies to this MSP occurrence.</p> <p>Required if Diagnosis Code 17 ICD Indicator is submitted.</p> <p>If Diagnosis Code 17 ICD Indicator = 0, Diagnosis Code 17 must contain a valid ICD-10-CM diagnosis code. If Diagnosis Code 17 ICD Indicator = 9, Diagnosis Code 17 must contain a valid ICD-9-CM diagnosis code.</p> <p>Populate with spaces if not applicable.</p> <p>NGHP MSP types will require a valid diagnosis code to be entered. If an invalid code is entered, the user will see error code PE2C and the record will be dropped.</p>
Diagnosis Code 18 ICD Indicator	1	Numeric	1236	<p>One-digit diagnosis code indicator to identify whether the diagnosis code received is in ICD-9-CM or ICD-10-CM format.</p> <p>0 = ICD-10-CM format 9 = ICD-9-CM format</p> <p>If an invalid code is entered, the user will see error code PE2D and the record will be dropped.</p> <p>Required if Diagnosis Code 18 is submitted.</p>

Data Field	Length	Type	Displacement	Description
Diagnosis Code 18	7	Text	1237 – 1243	<p>ICD-9-CM or ICD-10-CM diagnosis code that applies to this MSP occurrence.</p> <p>Required if Diagnosis Code 18 ICD Indicator is submitted.</p> <p>If Diagnosis Code 18 ICD Indicator = 0, Diagnosis Code 18 must contain a valid ICD-10-CM diagnosis code. If Diagnosis Code 18 ICD Indicator = 9, Diagnosis Code 18 must contain a valid ICD-9-CM diagnosis code.</p> <p>Populate with spaces if not applicable.</p> <p>NGHP MSP types will require a valid diagnosis code to be entered. If an invalid code is entered, the user will see error code PE2E and the record will be dropped.</p>
Diagnosis Code 19 ICD Indicator	1	Numeric	1244	<p>One-digit diagnosis code indicator to identify whether the diagnosis code received is in ICD-9-CM or ICD-10-CM format.</p> <p>0 = ICD-10-CM format 9 = ICD-9-CM format</p> <p>If an invalid code is entered, the user will see error code PE2F and the record will be dropped.</p> <p>Required if Diagnosis Code 19 is submitted.</p>
Diagnosis Code 19	7	Text	1245 – 1251	<p>ICD-9-CM or ICD-10-CM diagnosis code that applies to this MSP occurrence.</p> <p>Required if Diagnosis Code 19 ICD Indicator is submitted.</p> <p>If Diagnosis Code 19 ICD Indicator = 0, Diagnosis Code 19 must contain a valid ICD-10-CM diagnosis code. If Diagnosis Code 19 ICD Indicator = 9, Diagnosis Code 19 must contain a valid ICD-9-CM diagnosis code.</p> <p>Populate with spaces if not applicable.</p> <p>NGHP MSP types will require a valid diagnosis code to be entered. If an invalid code is entered, the user will see error code PE2G and the record will be dropped.</p>
Diagnosis Code 20 ICD Indicator	1	Numeric	1252	<p>One-digit diagnosis code indicator to identify whether the diagnosis code received is in ICD-9-CM or ICD-10-CM format.</p> <p>0 = ICD-10-CM format 9 = ICD-9-CM format</p> <p>If an invalid code is entered, the user will see error code PE2H and the record will be dropped.</p> <p>Required if Diagnosis Code 20 is submitted.</p>

Data Field	Length	Type	Displacement	Description
Diagnosis Code 20	7	Text	1253 – 1259	<p>ICD-9-CM or ICD-10-CM diagnosis code that applies to this MSP occurrence.</p> <p>Required if Diagnosis Code 20 ICD Indicator is submitted.</p> <p>If Diagnosis Code 20 ICD Indicator = 0, Diagnosis Code 20 must contain a valid ICD-10-CM diagnosis code. If Diagnosis Code 20 ICD Indicator = 9, Diagnosis Code 20 must contain a valid ICD-9-CM diagnosis code.</p> <p>Populate with spaces if not applicable.</p> <p>NGHP MSP types will require a valid diagnosis code to be entered. If an invalid code is entered, the user will see error code PE2I and the record will be dropped.</p>
Filler	8	Filler	1260 – 1267	Filler

G.4 CWF Assistance Request Response Header Record

Table G-4: CWF Assistance Request Response Header Record Layout

Data Field	Length	Type	Displacement	Error Code if Invalid Data
Header Indicator	2	Alpha-Numeric	1-2	HE01
PDP ID	4	Numeric	3-6	HE02
Contractor Number	5	Alpha-Numeric	7-11	HE03
File Type	3	Alpha	12-14	HE04
File Date	8	Date	15-22	HE05
Filler	1245	Filler	23-1267	Unused Field – fill with spaces
Error Code 1	4	Alpha-Numeric	1268-1271	Error code describing reason why file was rejected.
Error Code 2	4	Alpha-Numeric	1272-1275	Error code describing reason why file was rejected.
Error Code 3	4	Alpha-Numeric	1276-1279	Error code describing reason why file was rejected.
Error Code 4	4	Alpha-Numeric	1280-1283	Error code describing reason why file was rejected.

G.5 CWF Assistance Request Response Detail Record

This record layout will be returned for CWF Assistance Request file submissions beginning 10/1/2013. This record layout **must be returned** for all CWF Assistance Request file transmissions as of 1/1/2014.

Table G-5: CWF Assistance Request Response Detail Record Layout

Data Field	Length	Type	Displacement	Error Code if Invalid Data
Transaction type	4	Alpha	1 – 4	PE00
Contractor Number	5	Alpha-Numeric	5-9	PE01
DCN	15	Text	10-24	PE02
Tran Type Code	1	Alpha	25	PE03
Trans Seq No	3	Numeric	26-28	PE04
Update Operator ID	8	Alpha-Numeric	29-36	PE06
Contractor Name	25	Text	37-61	PE07
Contractor Phone	10	Numeric	62-71	PE08
Tran Stat Cd	2	Alpha	72-73	Status code returned from ECRS
Tran Reason Cd	2	Numeric	74-75	Reason code returned from ECRS
Trans Action Code 1	2	Alpha	76-77	PE92
Trans Action Code 2	2	Alpha-Numeric	78-79	PE93
Trans Action Code 3	2	Alpha-Numeric	80-81	PE94
Trans Action Code 4	2	Alpha-Numeric	82-83	PE95
Activity Code	1	Alpha	84	PE61
Develop to	1	Alpha	85	PE0C
RSP	1	Alpha	86	PE66
Trans Source Cd	4	Alpha	87-90	PE05
HIC Number	12	Alpha-Numeric	91-102	PE09
Beneficiary's Social Security Number	9	Numeric	103-111	PE10
Beneficiary's Date of Birth	8	Date	112-119	PE11
Beneficiary's Sex Code	1	Numeric	120	None

Data Field	Length	Type	Displacement	Error Code if Invalid Data
Beneficiary's First Name	15	Text	121-135	PE12
Beneficiary's Initial	1	Alpha	136	PE13
Beneficiary's Last Name	24	Text	137-160	PE14
Patient Relationship	2	Numeric	161-162	PE0J
MSP Type	1	Alpha	163	PE39
MSP Effective Date	8	Date	164-171	PE67
MSP Term Date	8	Date	172-179	PE68
MSP Aux Number	3	Numeric	180-182	PE87
MSP Accretion Date	8	Date	183-190	PE88
Originating Contractor	5	Alpha-Numeric	191-195	PE96
Change Lead To	5	Alpha-Numeric	196-200	PE0D
Send Venue Letter	1	Alpha	201	None
Beneficiary's Address 1	32	Text	202-233	PE15
Beneficiary's Address 2	32	Text	234-265	PE16
Beneficiary's City	15	Text	266-280	PE17
Beneficiary's State	2	Alpha	281-282	PE18
Beneficiary's Zip Code	9	Numeric	283-291	PE19
Beneficiary's Phone	10	Numeric	292-301	PE20
Check Date	8	Numeric	302-309	PE98
Check Amount	15	Alpha	310-324	PE99
Check Number	15	Alpha	325-339	PE0A
Informant's First Name	15	Text	340-354	PE21

Data Field	Length	Type	Displacement	Error Code if Invalid Data
Informant's Middle Initial	1	Alpha	355	PE22
Informant's Last Name	24	Text	356-379	PE23
Informant's Phone	10	Numeric	380-389	PE29
Informant's Address 1	32	Text	390-421	PE24
Informant's Address 2	32	Text	422-453	PE25
Informant's City	15	Text	454-468	PE26
Informant's State	2	Alpha	469-470	PE27
Informant's Zip Code	9	Numeric	471-479	PE28
Informant's Relationship Code	1	Alpha	480	None
Employer's Name	32	Text	481-512	PE30
Employer EIN	18	Text	513-530	PE37
Employer's Address 1	32	Text	531-562	PE31
Employer's Address 2	32	Text	563-594	PE32
Employer's Phone	10	Numeric	595-604	PE36
Employer's City	15	Text	605-619	PE33
Employer's State	2	Alpha	620-621	PE34
Employer's ZIP Code	9	Numeric	622-630	PE35
Employee No	12	Text	631-642	PE38
Insurer's name	32	Text	643-674	PE42
Insurer Type	1	Alpha	675	None
Insurer's Address 1	32	Text	676-707	PE43
Insurer's Address 2	32	Text	708-739	PE44
Insurer's City	15	Text	740-754	PE45
Insurer's State	2	Alpha	755-756	PE46

Data Field	Length	Type	Displacement	Error Code if Invalid Data
Insurer's ZIP Code	9	Numeric	757-765	PE47
Insurer's Phone	10	Numeric	766-775	PE0B
Insurer Group Number	20	Text	776-795	PE62
Insurer Policy Number	17	Text	796-812	PE63
Subscriber First Name	15	Text	813-827	PE58
Subscriber Initial	1	Alpha	828	PE59
Subscriber Last Name	24	Text	829-852	PE60
PHP Date	8	Date	853-860	PE97
Remarks Code 1	2	Alpha-Numeric	861-862	PE89
Remarks Code 2	2	Alpha-Numeric	863-864	PE90
Remarks Code 3	2	Alpha-Numeric	865-866	PE91
Filler	25	Filler	867-891	None
Submitter Type	1	Alpha	892	Severe Error will be created and entire file will be dropped. HE06 error will be returned on Header record of response file.
Filler	7	Filler	893-899	Filler
New Patient Relationship	2	Numeric	900-901	PE00
New MSP Type	1	Alpha	902	PE0N
New MSP Effective Date	8	Date	903-910	PE0L
New Insurer Type	1	Alpha	911	PE0M
Diagnosis Code 1 ICD Indicator	1	Text	912	PE1A
Diagnosis Code 1	7	Text	913 – 919	PE69
Diagnosis Code 2 ICD Indicator	1	Text	920	PE1B
Diagnosis Code 2	7	Text	921 – 927	PE70
Diagnosis Code 3 ICD Indicator	1	Text	928	PE1C

Data Field	Length	Type	Displacement	Error Code if Invalid Data
Diagnosis Code 3	7	Text	929 – 935	PE71
Diagnosis Code 4 ICD Indicator	1	Text	936	PE1D
Diagnosis Code 4	7	Text	937 - 943	PE72
Diagnosis Code 5 ICD Indicator	1	Text	944	PE1E
Diagnosis Code 5	7	Text	945 - 951	PE73
Diagnosis Code 6 ICD Indicator	1	Text	952	PE1F
Diagnosis Code 6	7	Text	953 – 959	PE1G
Diagnosis Code 7 ICD Indicator	1	Text	960	PE1H
Diagnosis Code 7	7	Text	961 – 967	PE1I
Diagnosis Code 8 ICD Indicator	1	Text	968	PE1J
Diagnosis Code 8	7	Text	969 – 975	PE1K
Diagnosis Code 9 ICD Indicator	1	Text	976	PE1L
Diagnosis Code 9	7	Text	977 – 983	PE1M
Diagnosis Code 10 ICD Indicator	1	Text	984	PE1N
Diagnosis Code 10	7	Text	985 – 991	PE1O
Diagnosis Code 11 ICD Indicator	1	Text	992	PE1P
Diagnosis Code 11	7	Text	993 – 999	PE1Q
Diagnosis Code 12 ICD Indicator	1	Text	1000	PE1R
Diagnosis Code 12	7	Text	1001 – 1007	PE1S
Diagnosis Code 13 ICD Indicator	1	Text	1008	PE1T
Diagnosis Code 13	7	Text	1009 – 1015	PE1U
Diagnosis Code 14 ICD Indicator	1	Text	1016	PE1V
Diagnosis Code 14	7	Text	1017 – 1023	PE1W

Data Field	Length	Type	Displacement	Error Code if Invalid Data
Diagnosis Code 15 ICD Indicator	1	Text	1024	PE1X
Diagnosis Code 15	7	Text	1025 – 1031	PE1Y
Diagnosis Code 16 ICD Indicator	1	Text	1032	PE1Z
Diagnosis Code 16	7	Text	1033 – 1039	PE2A
Diagnosis Code 17 ICD Indicator	1	Text	1040	PE2B
Diagnosis Code 17	7	Text	1041 – 1047	PE2C
Diagnosis Code 18 ICD Indicator	1	Text	1048	PE2D
Diagnosis Code 18	7	Text	1049 – 1055	PE2E
Diagnosis Code 19 ICD Indicator	1	Text	1056	PE2F
Diagnosis Code 19	7	Text	1057 – 1063	PE2G
Diagnosis Code 20 ICD Indicator	1	Text	1064	PE2H
Diagnosis Code 20	7	Text	1065 – 1071	PE2I
Filler	8	Filler	1072 – 1079	None
COB Comment ID	8	Alpha-Numeric	1080-1087	PE57
COB Comment	180	Text	1088-1267	PE56
Error Code 1	4	Alpha-Numeric	1268-1271	Error code describing reason why file was rejected.
Error Code 2	4	Alpha-Numeric	1272-1275	Error code describing reason why file was rejected.
Error Code 3	4	Alpha-Numeric	1276-1279	Error code describing reason why file was rejected.
Error Code 4	4	Alpha-Numeric	1280-1283	Error code describing reason why file was rejected.

G.6 Prescription Drug Assistance Request File Layouts

Prescription Drug Assistance Request Header Record

Table G-6: Prescription Drug Assistance Request Header Record Layout

Data Field	Length	Type	Displacement	Edits
Header Indicator	2	Alpha-Numeric	1-2	Should be: 'H0'. If not, drop file with error code HE01
PDP ID	4	Numeric	3-6	'0001', '0002', etc. ID number assigned by the BCRC. If not valid plan, drop file with error code HE02
Contractor Number	5	Alpha-Numeric	7-11	If not valid contractor number, drop file with error code HE03.
File Type	3	Alpha	12-14	Valid values: 'PDR' – RX Drug Assistance Request file If not, drop file with error code HE04.
File Date	8	Date	15-22	CCYYMMDD If not valid date, drop file with error code HE05.
Submitter Type	1	Alpha-Numeric	23	Part C/D Submitter Indicator Valid Values 'C' = Part C Contractor 'D' = Part D Contractor If not valid value, drop file with error code HE06.
Filler	1244	Filler	24-1267	Unused Field – fill with spaces

Prescription Drug Assistance Request Trailer Record

Table G-7: Prescription Drug Assistance Request Trailer Record Layout

Data Field	Length	Type	Displacement	Edits
Trailer Indicator	2	Alpha-Numeric	1-2	Should be: 'T0'. If not, drop file with error code TE01
PDP ID	4	Numeric	3-6	'0001', '0002', etc. ID number assigned by the BCRC. If not valid plan, drop file with error code TE02
Contractor Number	5	Alpha-Numeric	7-11	If not valid contractor number, drop file with error code TE03.
File Type	3	Alpha-Numeric	12-14	Valid value: PDR' – RX Drug Assistance Request File If not valid value, drop file with error code TE04.
File Date	8	Date	15-22	CCYYMMDD If not valid date, drop file with error code TE05.
Record Count	9	Numeric	23-31	Number of records on file. If invalid number or number does not match number of records in file, drop file with error code TE06.
Filler	1236	Filler	32-1267	Unused Field – fill with spaces

Prescription Drug Assistance Request Detail Record

Table G-8: Prescription Drug Assistance Request Detail Record Layout

Data Field	Length	Type	Displacement	Description
Transaction type	4	Alpha	1-4	Set to 'ECRS'
Contractor Number	5	Alpha-Numeric	5-9	Part C/D Plan Contractor Number Required
DCN	15	Alpha-Numeric	10-24	Document Control Number: assigned by the Part C/D plan. Required. Each record shall have a unique DCN.
Trans Type Code	1	Alpha	25	Transaction Type Indicator Set to 'D' for Prescription Drug Assistance Requests Required
Trans Seq. No	3	Numeric	26-28	Sequence Number assigned by the COB. Internal use only. Populate with spaces.
Update Operator ID	8	Alpha-Numeric	29-36	ID of user making update. Not required
Contractor Name	25	Alpha-Numeric	37-61	Contractor name Not required
Contractor Phone	10	Numeric	62-71	Contractor phone number Not required
Trans Status Code	2	Alpha	72-73	Transaction Status Code: Set to 'NW' for New
Trans Reason Code	2	Numeric	74-75	Transaction Reason Code: Set to '01' for New

Data Field	Length	Type	Displacement	Description
Action Code 1	2	Alpha	76-77	<p>Two-character code defining action to take on Prescription Drug record (<i>required field</i>).</p> <p>Valid values are:</p> <ul style="list-style-type: none"> AP = Add Policy and/or Group Number BN = Develop for RX BIN CT = Change termination date CX = Change RX Values (BIN, Group, PCN) DO = Mark occurrence for deletion EA = Change employer address ED = Change effective date EI = Change employer information GR = Develop for Group Number IT = Change insurer type MT = Change MSP type PC = Update RX Person Code PN = Develop for/add PCN PR = Change patient relationship TD = Add Termination Date <p>Notes:</p> <p><i>The following action codes can be combined together, but not with any other action codes:</i></p> <ul style="list-style-type: none"> BN = Develop for RX BIN GR = Develop for Group Number PN = Develop for/add PCN <p><i>Prescription Drug Assistance Request with the following action codes will be automatically processed, given they have no reject errors:</i></p> <ul style="list-style-type: none"> AP Add Policy Number/Group Number CX Change RX Values (BIN, Group, PCN) DO Delete Occurrence TD Add Termination Date
Action Code 2	2	Alpha	78-79	<p>Transaction Action Code 2:</p> <p>Valid values same as Trans Action Code 1.</p> <p>Not required. Populate with spaces if not available.</p>
Action Code 3	2	Alpha	80-81	<p>Transaction Action Code 3:</p> <p>Valid values same as Trans Action Code 1.</p> <p>Not required. Populate with spaces if not available.</p>
Action Code 4	2	Alpha	82-83	<p>Transaction Action Code 4:</p> <p>Valid values same as Trans Action Code 1.</p> <p>Not required. Populate with spaces if not available.</p>

Data Field	Length	Type	Displacement	Description
Activity Code	1	Alpha	84	Activity of Contractor: Valid values are: C = Claims (Prepayment) – 22001 N = Liability, No-Fault, WC, and FTCA - 42002 G = Group Health Plan – 42003 I = General Inquiry – 42004 D = Debt Collection – 42021 Required
Trans Source Code	4	Alpha	85-88	Four-character code identifying source of RX DRUG assistance request information Valid values are: CHEK = Unsolicited check LTTR = Letter PHON = Phone call SCLM = Claim submitted to Medicare contractor for secondary payment SRVY = Survey CLAM =Claim Required
HICN	12	Alpha-Numeric	89-100	Health Insurance Claim Number of beneficiary. HICN without dashes, spaces, or other special characters.
Beneficiary Date of Birth	8	Date	101-108	Beneficiary’s Date of Birth in CCYYMMDD format Not Required. Populate with zeros if not available.
Beneficiary Sex Code	1	Alpha	109	Sex of Beneficiary: Valid values are: U = Unknown M = Male F = Female Not required. Populate with spaces if not available.
Beneficiary First Name	15	Text	110-124	First Name of beneficiary Required
Beneficiary Middle Initial	1	Text	125	Middle Initial of beneficiary
Beneficiary Last Name	24	Text	126-149	Last Name of beneficiary Required
Beneficiary Address Line 1	32	Text	150-181	First line of beneficiary’s street address.
Beneficiary Address Line 2	32	Text	182-213	Second line of beneficiary’s street address

Data Field	Length	Type	Displacement	Description										
Beneficiary City	15	Text	214-228	Beneficiary's city										
Beneficiary State	2	Alpha	229-230	Beneficiary's state										
Beneficiary Zip code	9	Numeric	231-239	Beneficiary's zip code										
Beneficiary Phone	10	Numeric	240-249	Beneficiary's telephone number										
Patient Relationship	2	Numeric	250-251	<p>Patient relationship between policyholder and beneficiary</p> <p>Required when Record Type is Primary</p> <p>Valid values are:</p> <ul style="list-style-type: none"> 01 Patient is policy holder 02 Spouse 03 Natural child, insured has financial responsibility 04 Natural child, insured does not have financial responsibility 05 Stepchild 06 Foster child 07 Ward of the Court 08 Employee 09 Unknown 10 Handicapped dependent 11 Organ donor 12 Cadaver donor 13 Grandchild 14 Niece/nephew 15 Injured plaintiff 16 Sponsored dependent 17 Minor dependent of a minor dependent 18 Parent 19 Grandparent dependent 20 Domestic partner (Effective April, 2004.) <p>For the following MSP Types, the patient relationship codes listed to the right are the only valid values that can be used:</p> <table border="0"> <thead> <tr> <th>MSP TYPE</th> <th>PATIENT RELATIONSHIP</th> </tr> </thead> <tbody> <tr> <td colspan="2">-----</td> </tr> <tr> <td>A</td> <td>01, 02</td> </tr> <tr> <td>B</td> <td>01, 02, 03, 04, 05, 18, 20</td> </tr> <tr> <td>G</td> <td>01, 02, 03, 04, 05, 18, 20</td> </tr> </tbody> </table>	MSP TYPE	PATIENT RELATIONSHIP	-----		A	01, 02	B	01, 02, 03, 04, 05, 18, 20	G	01, 02, 03, 04, 05, 18, 20
MSP TYPE	PATIENT RELATIONSHIP													

A	01, 02													
B	01, 02, 03, 04, 05, 18, 20													
G	01, 02, 03, 04, 05, 18, 20													

Data Field	Length	Type	Displacement	Description
New Patient Relationship	2	Numeric	252-253	New patient relationship between policyholder and beneficiary. Description of code displays next to value Required when ACTION is PR
Person Code	3	Numeric	254-256	Plan-specific Person Code. Values are: 001 Self 002 Spouse 003 Other Required when: RECORD TYPE is Supplemental ACTION is PC
MSP Type	1	Alpha	257	One-character code identifying type of MSP coverage. Valid values are: A = Working Aged B = ESRD C = Conditional Payment D = Automobile Insurance E = Workers' Compensation F = Federal (Public) G = Disabled H = Black Lung L = Liability W =Workers' Compensation Set-Aside Required when Action is MT.
New MSP Type	1	Alpha	258	One-character code identifying new type of MSP coverage. Required when Action is MT.
Record Type	3	Alpha-Numeric	259-261	Drug Record Type PRI Primary SUP Supplemental Required
Drug Coverage Effective Date	8	Date	262-269	Effective date of Drug coverage in CCYYMMDD format.
New Drug Coverage Effective Date	8	Date	270-277	New Effective date of Drug coverage in CCYYMMDD format
Term Date	8	Date	278-285	Termination date of Drug coverage in CCYYMMDD format.
Originating Contractor	5	Alpha-Numeric	286-290	Contractor number of contractor that created original Drug occurrence

Data Field	Length	Type	Displacement	Description
Informant First Name	15	Text	291-305	Name of person informing contractor of change in Drug coverage. Required when SOURCE is CHEK or LTTR. Populate with spaces if Source field not equal to CHEK or LTTR.
Informant Middle Initial	1	Text	306	Informants middle initial.
Informant Last Name	24	Text	307-330	Last name of person informing contractor of change in Drug coverage. Required when SOURCE is CHEK or LTTR. Populate with spaces if Source field not equal to CHEK or LTTR.
Informant Address	32	Text	331-362	Informant's street address Required when SOURCE is CHEK or LTTR. Populate with spaces if Source field not equal to CHEK or LTTR.
Informant City	15	Text	363-377	Informant's city Required when SOURCE is CHEK or LTTR. Populate with spaces if SOURCE field not equal to CHEK or LTTR.
Informant State	2	Text	378-379	Informant's state Required when SOURCE is CHEK or LTTR. Populate with spaces if SOURCE field not equal to CHEK or LTTR.
Informant Zip code	9	Numeric	380-388	Informant's zip code Required when SOURCE is CHEK or LTTR. Populate with spaces if SOURCE field not equal to CHEK or LTTR.
Informant Phone	10	Numeric	389-398	Informant's telephone number Not Required. Populate with spaces if not available.

Data Field	Length	Type	Displacement	Description
Informant's Relationship Code	1	Alpha	399	Relationship of informant to beneficiary. Valid values are: A = Attorney representing beneficiary B = Beneficiary C = Child D = Defendant's attorney E = Employer F = Father I = Insurer M = Mother N = Non-relative O = Other relative P = Provider R = Beneficiary representative other than attorney S = Spouse U =Unknown Required when SOURCE is CHEK or LTTR. Populate with spaces if SOURCE field not equal to CHEK or LTTR.
Employers Name	32	Text	400-431	Name of employer providing group health insurance under which beneficiary is covered Not required. Populate with spaces if not available.
Employers Address 1	32	Text	432-463	Employer's Street Address 1 Not required. Populate with spaces if not available.
Employers Address 2	32	Text	464-495	Employer's Street Address 2 Not required. Populate with spaces if not available.
Employers City	15	Text	496-510	Employer's City Not required. Populate with spaces if not available.
Employers State	2	Alpha	511-512	Employer's State Not required. Populate with spaces if not available.
Employers Zip code	9	Numeric	513-521	Employer's Zip code Not required. Populate with spaces if not available.
Employers Phone	10	Numeric	522-531	Employer's Phone Number Not required. Populate with spaces if not available.
Employers EIN	18	Text	532-549	Employer's Identification Number Not required. Populate with spaces if not available.
Employee Number	12	Text	550-561	Employee Number of Policy Holder Not required. Populate with spaces if not available.

Data Field	Length	Type	Displacement	Description
Supplemental Type	1	Alpha-Numeric	562	Prescription Drug policy type. Valid values are: L Supplemental M Medigap N Non-qualified State Program O Other P PAP R Charity T Federal Government Programs 1 Medicaid 2 Tricare 3 Major Medical
RX Drug Coverage Type	1	Alpha-Numeric	563	Prescription Drug Coverage Type Prescription Drug Coverage Type of Insurance. Valid Values are: U Drug Network V Drug Non-network Z Health account (such as a flexible spending account provided by other party to pay prescription drug costs or premiums) Required
Insurance Company Name	32	Text	564-595	Name of insurer providing Supplemental Prescription Drug Insurance under which beneficiary is covered
Insurance Company Address 1	32	Text	596-627	Address 1 of insurer providing Supplemental Prescription Drug Insurance under which beneficiary is covered.
Insurance Company Address 2	32	Text	628-659	Address 2 of insurer providing Supplemental Prescription Drug Insurance under which beneficiary is covered.
Insurance Company City	15	Text	660-674	City of insurer providing Supplemental Prescription Drug Insurance under which beneficiary is covered.
Insurance Company State	2	Alpha	675-676	State of insurer providing Supplemental Prescription Drug Insurance under which beneficiary is covered.
Insurance Company Zip code	9	Numeric	677-685	Zip code of insurer providing Supplemental Prescription Drug Insurance under which beneficiary is covered.

Data Field	Length	Type	Displacement	Description
Insurer Type	1	Alpha	686	Type of Insurance A Insurance or Indemnity (Other Types) B Group Health Organization (GHO) C Preferred Provider Organization D TPA/ASO E Stop Loss TPA F Self-insured/Self-Administered (Self-Insured) G Collectively-bargained Health and Welfare Fund H Multiple Employer Health Plan with 100 or more employees. I Multiple Employer Health Plan with 20 or more employees. J Hospitalization only plan covering inpatient hospital K Medical Service only plan covering non-inpatient medical M Medicare Supplement Plan U Unknown Required when ACTION is IT
New Insurer Type	1	Alpha	687	New Type of Insurance Required when ACTION is IT
Policy Number	17	Text	688-704	Prescription Drug Policy Number
RX BIN	6	Text	705-710	Prescription Drug BIN Number
RX PCN	10	Text	711-720	Prescription Drug PCN Number
RX Group	15	Text	721-735	Prescription Drug Group Number
RX ID	20	Text	736-755	Prescription Drug ID Number
RX Phone	10	Numeric	756-765	Prescription Drug Phone Number
Check Amount	15	Alpha-Numeric	766-780	Amount of check received in \$999,999,999.99 format. Required if value in SOURCE field = CHEK Populate with zeros if Source field not equal to CHEK.
Check Date	8	Date	781-788	Date of check received in CCYYMMDD format Required if value in SOURCE field = CHEK Populate with zeros if Source field not equal to CHEK.

Data Field	Length	Type	Displacement	Description
Check Number	15	Alpha-Numeric	789-803	Number of check received. Required if value in SOURCE field = CHEK Populate with zeros if Source field not equal to CHEK.
Remark Code 1	2	Alpha-Numeric	804-805	Two-character PDR remark code explaining reason for transaction. Not Required
Remark Code 2	2	Alpha-Numeric	806-807	Two-character PDR remark code explaining reason for transaction. Not Required
Remark Code 3	2	Alpha-Numeric	808-809	Two-character PDR remark code explaining reason for transaction. Not Required
Comment ID	8	Alpha-Numeric	810-817	ID of operator entering trans comments—Used by Submitter
Trans Comment	180	Text	818-997	Comments—Used by Submitter
Filler	270	Filler	998 -1267	Unused Field – fill with spaces

Prescription Drug Assistance Request Response Header Record

Table G-9: Prescription Drug Assistance Request Response Header Record Layout

Data Field	Length	Type	Displacement	Error Code if Invalid Data
Header Indicator	2	Alpha-Numeric	1-2	HE01
PDP ID	4	Numeric	3-6	HE02
Contractor Number	5	Alpha-Numeric	7-11	HE03
File Type	3	Alpha	12-14	HE04.
File Date	8	Date	15-22	HE05.
Submitter Type	1	Alpha-Numeric	23	HE06
Filler	1244	Filler	24-1267	Unused Field – fill with spaces
Error Code 1	4	Alpha	1268-1271	Error code describing reason why file was rejected.
Error Code 2	4	Alpha	1272-1275	Error code describing reason why file was rejected.
Error Code 3	4	Alpha	1276-1279	Error code describing reason why file was rejected.
Error Code 4	4	Alpha	1280-1283	Error code describing reason why file was rejected.

Prescription Drug Assistance Request Response Detail Record

Table G-10: Prescription Drug Assistance Request Response Detail Record Layout

Data Field	Length	Type	Displacement	Error Code if Invalid Data
Transaction type	4	Alpha	1-4	PE00
Contractor Number	5	Alpha-Numeric	5-9	PE01
DCN	15	Alpha-Numeric	10-24	PE02
Trans Type Code	1	Alpha	25	PE03
Trans Seq. No	3	Numeric	26-28	PE04
Update Operator ID	8	Alpha-Numeric	29-36	PE06
Contractor Name	25	Alpha-Numeric	37-61	PE07
Contractor Phone	10	Numeric	62-71	PE08
Trans Status Code	2	Alpha	72-73	Status code returned from ECRS
Trans Reason Code	2	Numeric	74-75	Reason code returned from ECRS
Action Code 1	2	Alpha	76-77	PE92
Action Code 2	2	Alpha	78-79	PE93
Action Code 3	2	Alpha	80-81	PE94
Action Code 4	2	Alpha	82-83	PE95
Activity Code	1	Alpha	84	PE61
Trans Source Code	4	Alpha	85-88	PE05
HICN	12	Alpha-Numeric	89-100	PE09
Beneficiary Date of Birth	8	Date	101-108	PE11
Beneficiary Sex CD	1	Alpha	109	None
Beneficiary First Name	15	Text	110-124	PE12

Data Field	Length	Type	Displacement	Error Code if Invalid Data
Beneficiary Middle Initial	1	Text	125	PE13
Beneficiary Last Name	24	Text	126-149	PE14
Beneficiary Address Line 1	32	Text	150-181	PE15
Beneficiary Address Line 2	32	Text	182-213	PE16
Beneficiary City	15	Text	214-228	PE17
Beneficiary State	2	Alpha	229-230	PE18
Beneficiary Zip code	9	Numeric	231-239	PE19
Beneficiary Phone	10	Numeric	240-249	PE20
Patient Relationship	2	Numeric	250-251	PE0J
New Patient Relationship	2	Numeric	252-253	PE0O
Person Code	3	Numeric	254-256	PE0K
MSP Type	1	Alpha	257	PE39
New MSP Type	1	Alpha	258	PE0N
Record Type	3	Alpha-Numeric	259-261	PE41
Effective Date	8	Date	262-269	PE48
New Effective Date	8	Date	270-277	PE0L
Term Date	8	Date	278-285	PE0G
Originating Contractor	5	Alpha-Numeric	286-290	NONE
Informant First Name	15	Text	291-305	PE21
Informant Middle Initial	1	Text	306	PE22
Informant Last Name	24	Text	307-330	PE23

Data Field	Length	Type	Displacement	Error Code if Invalid Data
Informant Address	32	Text	331-362	PE24
Informant City	15	Text	363-377	PE25
Informant State	2	Text	378-379	PE26
Informant Zip code	9	Numeric	380-388	PE27
Informant Phone	10	Numeric	389-398	PE28
Informant's Relationship Code	1	Alpha	399	None
Employers Name	32	Text	400-431	PE30
Employers Address 1	32	Text	432-463	PE31
Employers Address 2	32	Text	464-495	PE32
Employers City	15	Text	496-510	PE33
Employers State	2	Alpha	511-512	PE34
Employers Zip code	9	Numeric	513-521	PE35
Employers Phone	10	Numeric	522-531	PE36
Employers EIN	18	Text	532-549	PE37
Employee Number	12	Text	550-561	PE38
Supplemental Type	1	Alpha-Numeric	562	None
RX Drug Coverage Type	1	Alpha-Numeric	563	None
Insurance Company Name	32	Text	564-595	PE42
Insurance Company Address 1	32	Text	596-627	PE43

Data Field	Length	Type	Displacement	Error Code if Invalid Data
Insurance Company Address 2	32	Text	628-659	PE44
Insurance Company City	15	Text	660-674	PE45
Insurance Company State	2	Alpha	675-676	PE46
Insurance Company Zip code	9	Numeric	677-685	PE47
Insurer Type	1	Alpha	686	None
New Insurer Type	1	Alpha	687	PE0M
Policy Number	17	Text	688-704	PE49
RX BIN	6	Text	705-710	PE50
RX PCN	10	Text	711-720	PE51
RX Group	15	Text	721-735	PE52
RX ID	20	Text	736-755	PE53
RX Phone	10	Numeric	756-765	PE54
Check Amount	15	Alpha-Numeric	766-780	PE99
Check Date	8	Date	781-788	PE98
Check Number	15	Alpha-Numeric	789-803	PE0A
Remark Code 1	2	Alpha-Numeric	804-805	PE89
Remark Code 2	2	Alpha-Numeric	806-807	PE90
Remark Code 3	2	Alpha-Numeric	808-809	PE91
Comment ID	8	Alpha-Numeric	810-817	None
Trans Comment	180	Text	818-997	None
COB Comment ID	8	Alpha-Numeric	998-1005	PE57
COB Comment	180	Text	1006-1185	PE56
Filler	270	Filler	1186-1267	Filler

Data Field	Length	Type	Displacement	Error Code if Invalid Data
Error Code 1	4	Alpha	1268-1271	Error code describing reason why file was rejected.
Error Code 2	4	Alpha	1272-1275	Error code describing reason why file was rejected.
Error Code 3	4	Alpha	1276-1279	Error code describing reason why file was rejected.
Error Code 4	4	Alpha	1280-1283	Error code describing reason why file was rejected.

G.7 MSP Inquiry File Layouts

MSP Inquiry Header Record

Table G-11: MSP Inquiry Header Record Layout

Data Field	Length	Type	Displacement	Edits
Header Indicator	2	Alpha-Numeric	1-2	Header Record Type Indicator (Indicates a Header record) Set to 'H0'. Required
PDP ID	4	Numeric	3-6	ID number assigned by the BCRC. Populate with Spaces
Contractor Number	5	Alpha-Numeric	7-11	Part D Plan Contractor number Required
File Type	3	Alpha	12-14	Type of File Set to 'MSP' – MSP Inquiry File Required
File Date	8	Date	15-22	Date File Created in CCYYMMDD format Required
Submitter Type	1	Alpha-Numeric	23	Part C/D Contractor Indicator Valid Values 'C' = Part C Contractor 'D' = Part D Contractor If not valid value, drop file with error code HE06.
Filler	1244	Filler	24-1267	Unused Field – Populate with spaces

MSP Inquiry Trailer Record

Table G-12: MSP Inquiry Trailer Record Layout

Data Field	Length	Type	Displacement	Edits
Trailer Indicator	2	Alpha-Numeric	1-2	Trailer Record Type Indicator Set to 'T0'. Required
PDP ID	4	Numeric	3-6	ID number assigned by the BCRC. Populate with Spaces
Contractor Number	5	Alpha-Numeric	7-11	Part D Plan Contractor number Required
File Type	3	Alpha-Numeric	12-14	Type of File Set to 'MSP' – MSP Inquiry File Required
File Date	8	Date	15-22	Date File Created in CCYYMMDD format Required
Record Count	9	Numeric	23-31	Number of Prescription Drug Inquiry Records in file Required
Filler	1236	Filler	32-1267	Unused Field – Populate with spaces

MSP Inquiry Detail Record

This record layout **must be used** for **all** MSP Inquiry file submissions as of 1/1/2014.

Table G-13: MSP Inquiry Detail Record Layout

Data Field	Length	Type	Displacement	Description
Transaction type	4	Alpha	1 – 4	Type of Record Set to 'ECRS' Required
Contractor Number	5	Alpha-Numeric	5-9	Medicare Contractor (MACs, MA/PD Plans) Number. Required
DCN	15	Text	10-24	Document Control Number; assigned by the Medicare Contractor. Required. Each record shall have a unique DCN.
Tran Type Code	1	Alpha	25	Transaction Type Indicator Set to 'I' for MSP Inquiry Required
Trans Seq No	3	Numeric	26-28	Sequence Number assigned by the COB. Internal use only. Populate with spaces.
Update Operator ID	8	Alpha-Numeric	29-36	ID of user making update. Not required
Contractor Name	25	Text	37-61	Contractor name Not required
Contractor Phone	10	Numeric	62-71	Contractor Phone Number Not required
Tran Stat Cd	2	Alpha	72-73	Status Code Set to 'NW' for New
Tran Reason Cd	2	Numeric	74-75	Reason Set to '01' for New
Trans Action Code 1	2	Alpha	76-77	Action Code 1 Valid values are: CA CMS Grouping Code CL Closed or Settled Case DE Develop to employer or for employer info DI Develop to insurer or for insurer info Not required. Populate with spaces if not available.

Data Field	Length	Type	Displacement	Description
Trans Action Code 2	2	Alpha-Numeric	78-79	Action Code 2 Valid values same as Trans Action Code 1. Not required. Populate with spaces if not available.
Trans Action Code 3	2	Alpha-Numeric	80-81	Action Code 3 Valid values same as Trans Action Code 1. Not required. Populate with spaces if not available.
Trans Action Code 4	2	Alpha-Numeric	82-83	Action Code 4 Valid values same as Trans Action Code 1. Not required. Populate with spaces if not available.
Activity Code	1	Alpha	84	Activity of Contractor. Valid values are: <ul style="list-style-type: none"> C = Claims (Prepayment) – 22001 N = Liability, No-Fault, WC, and FTCA - 42002 G = Group Health Plan – 42003 I = General Inquiry – 42004 D = Debt Collection – 42021 Required
First Development	1	Alpha	85	Development source code indicating where initial development letter was sent. Valid values are: <ul style="list-style-type: none"> A = Attorney B = Beneficiary E = Employer I = Insurer P = Provider R = Beneficiary Representative (other than attorney) Not required. Populate with spaces if not available.

Data Field	Length	Type	Displacement	Description
Second Development	1	Alpha	86	Development source code indicating where subsequent development letter was sent. Valid values are: A Attorney B Beneficiary E Employer I Insurer P Provider R Beneficiary Representative (other than attorney) Not required. Populate with spaces if not available.
RSP	1	Alpha	87	Development response indicator. Valid values are: A Attorney B Beneficiary E Employer I Insurer P Provider R Beneficiary Representative Not required. Populate with spaces if not available.
Trans Source Cd	4	Alpha	88-91	Four-character code identifying source of MSP inquiry information. Valid values are: CHEK = Unsolicited check LTTR = Letter PHON = Phone call SCLM = Claim submitted to Medicare contractor for secondary payment SRVY = Survey CLAM = Claim Required
HIC Number	12	Alpha-Numeric	92-103	Health Insurance Claim Number of beneficiary. HICN without dashes, spaces, or other special characters. Required if SSN is not entered.
Beneficiary's Social Security Number	9	Numeric	104-112	Beneficiary's Social Security Number Required if HIC Number not entered.

Data Field	Length	Type	Displacement	Description
Beneficiary's Date of Birth	8	Date	113-120	Beneficiary's Date of Birth in CCYYMMDD format Required
Beneficiary's Sex Code	1	Alpha	121	Sex of beneficiary Valid values are: U = Unknown M = Male F = Female Required. Default to U if unavailable.
Beneficiary's First Name	15	Text	122-136	Beneficiary's First Name Required
Beneficiary's Initial	1	Alpha	137	Beneficiary's Middle Initial Not required
Beneficiary's Last Name	24	Text	138-161	Beneficiary's Last Name Required

Data Field	Length	Type	Displacement	Description										
Patient Relationship	2	Numeric	162-163	<p>Patient Relationship between policyholder and patient.</p> <p>Valid values are:</p> <ul style="list-style-type: none"> 01 = Patient is policy holder 02 = Spouse 03 = Natural child, insured has financial responsibility 04 = Natural child, insured does not have financial responsibility 05 = Stepchild 06 = Foster child 07 = Ward of the Court 08 = Employee 09 = Unknown 10 = Handicapped dependent 11 = Organ donor 12 = Cadaver donor 13 = Grandchild 14 = Niece/nephew 15 = Injured plaintiff 16 = Sponsored dependent 17 = Minor dependent of a minor dependent 18 = Parent 19 = Grandparent dependent 20 = Domestic partner (Effective April, 2004.) <p>Not required. Populate with zeros if not available</p> <p>Note: For the following MSP Types below, the patient relationship codes listed to the right are the only valid values that can be used.</p> <table border="0"> <thead> <tr> <th style="text-align: left;">MSP Type</th> <th style="text-align: left;">Patient Relationship</th> </tr> </thead> <tbody> <tr> <td colspan="2">-----</td> </tr> <tr> <td>A</td> <td>01, 02</td> </tr> <tr> <td>B</td> <td>01, 02, 03, 04, 05, 18, 20</td> </tr> <tr> <td>G</td> <td>01, 02, 03, 04, 05, 18, 20</td> </tr> </tbody> </table>	MSP Type	Patient Relationship	-----		A	01, 02	B	01, 02, 03, 04, 05, 18, 20	G	01, 02, 03, 04, 05, 18, 20
MSP Type	Patient Relationship													

A	01, 02													
B	01, 02, 03, 04, 05, 18, 20													
G	01, 02, 03, 04, 05, 18, 20													

Data Field	Length	Type	Displacement	Description
MSP Type	1	Alpha	164	<p>One-character code identifying type of MSP coverage.</p> <p>Valid values are:</p> <ul style="list-style-type: none"> A Working Aged B ESRD C Conditional Payment D Automobile Insurance E Workers' Compensation F Federal (Public) G Disabled H Black Lung L Liability <p>Required</p>
MSP Effective Date	8	Date	165-172	<p>Effective date of MSP coverage in CCYYMMDD format, cannot equal termination date.</p> <p>Not required. Populate with zeros if not available.</p>
MSP Term Date	8	Date	173-180	<p>Termination date of MSP coverage in CCYYMMDD format, cannot equal Effective Date.</p> <p>Not required. Populate with zeros if not available.</p>
Send CWF	1	Alpha	181	<p>Indicates whether to send MSP inquiry to CWF. Valid values are:</p> <ul style="list-style-type: none"> Y Send to CWF (default unless ACTION(s) field = DE or DI or INFMT REL field = D, in which case default is N and this is a <i>protected field</i>) N Do not send to CWF <p>For EGHP MSP Types:</p> <p>In addition to the minimum HUSP fields, the EMPLR NAME, STREET, CITY, ST, and ZIP fields are required or the system will set this switch to N and develop the record.</p>

Data Field	Length	Type	Displacement	Description
CMS Grouping Code	2	Alpha	182-183	<p>CMS Grouping Code</p> <ul style="list-style-type: none"> 01 = Gel Implants (Trailblazers, 00400) 02 = Gel Implants (Alabama, 00010) 03 = Bone screw recoveries 04 = Diet drug recoveries 05 = Sulzer Inter-op Acetabular shells for hip implant recoveries 06 = Sulzer orthopedic and defective knee replacement recoveries 07 = Baycol litigation use beneficiary state logic for lead assignment 08 = Dexatrim (90000) 09 = Rhode Island receivership recoveries (00180) 10 = Propulsid (00010) 11 = Asbestos Exposure 12 = Garretson Asbestos Cases 13 = Fleet Phosphate 14 = Accutane 15 = Garretson - Traysol 16 = Zelnorm 17 = Total Body Supplement TBS 18 = Hormone Replacement Therapy – HRT 19 = Keugl Mesh <p>Not required. Populate with spaces if not available.</p>
Beneficiary's Address 1	32	Text	184-215	<p>Beneficiary's Address 1</p> <p>Not required. Populate with spaces if not available.</p>
Beneficiary's Address 2	32	Text	216-247	<p>Beneficiary's Address 2</p> <p>Not required. Populate with spaces if not available</p>
Beneficiary's City	15	Text	248-262	<p>Beneficiary's City</p> <p>Not required. Populate with spaces if not available.</p>
Beneficiary's State	2	Alpha	263-264	<p>Beneficiary's State</p> <p>Not required. Populate with spaces if not available.</p>

Data Field	Length	Type	Displacement	Description
Beneficiary's Zip Code	9	Numeric	265-273	Beneficiary's Zip Code Not required. Populate with spaces if not available
Beneficiary's Phone	10	Numeric	274-283	No edits other than data type edits. If not valid, drop the record with edit code 'PE20'.
Check Date	8	Numeric	284-291	Date of check in CCYYMMDD format. Required if Source is CHEK
Check Amount	15	Alpha	292-306	Amount of check in \$999,999,999.99 format. Required if Source is CHEK
Check Number	15	Alpha	307-321	Check Number Required if Source is CHEK
Informant's First Name	15	Text	322-336	Informant's First Name Required if Source is CHEK, LTTR, or PHON. Not required if SOURCE is SCLM. Populate with spaces if not available. * Refer to Appendix B for complete set of <i>required fields</i> for various source codes.
Informant's Middle Initial	1	Alpha	337	Informant's Middle Initial Not required. Populate with spaces if not available.
Informant's Last Name	24	Text	338-361	Informant's Last Name Required if Source is CHEK, LTTR, or PHON. Not required if SOURCE is SCLM. Populate with spaces if not available. * Refer to Appendix B for complete set of <i>required fields</i> for various source codes.
Informant's Phone	10	Numeric	362-371	Informant's Phone Number Not required. Populate with zeros if not available.
Informant's Address 1	32	Text	372-403	Informant's Address 1 Required if Source is CHEK, LTTR, or PHON. Not required if SOURCE is SCLM. Populate with spaces if not available. * Refer to Appendix B for complete set of <i>required fields</i> for various source codes.

Data Field	Length	Type	Displacement	Description
Informant's Address 2	32	Text	404-435	Informant's Address 2 Not required. Populate with spaces if not available.
Informant's City	15	Text	436-450	Informant's City Required if Source is CHEK, LTTR, or PHON. Not required if SOURCE is SCLM. Populate with spaces if not available. * Refer to Appendix B for complete set of <i>required fields</i> for various source codes.
Informant's State	2	Alpha	451-452	Informant's State Required if Source is CHEK, LTTR, or PHON. Not required if SOURCE is SCLM. Populate with spaces if not available. * Refer to Appendix B for complete set of <i>required fields</i> for various source codes.
Informant's Zip Code	9	Numeric	453-461	Informant's Zip Required if Source is CHEK, LTTR, or PHON. Not required if SOURCE is SCLM. Populate with spaces if not available. * Refer to Appendix B for complete set of <i>required fields</i> for various source codes.

Data Field	Length	Type	Displacement	Description
Informant's Relationship Code	1	Alpha	462	Relationship of informant to beneficiary. Valid values are: A Attorney representing beneficiary B Beneficiary C Child D Defendant's attorney E Employer F Father I Insurer M Mother N Non-relative O Other relative P Provider R Beneficiary representative other than attorney S Spouse U Unknown Required if Source is CHEK, LTTR, or PHON. Not required if SOURCE is SCLM. Populate with spaces if not available. * Refer to Appendix B for complete set of <i>required fields</i> for various source codes.
Employer's Name	32	Text	463-494	Name of employer providing group health insurance under which beneficiary is covered. Not required. Populate with spaces if not available.
Employer EIN	18	Text	495-512	Employer's EIN providing group health insurance under which beneficiary is covered. Not required. Populate with spaces if not available.
Employer's Address 1	32	Text	513-544	Employer's Address 1 providing group health insurance under which beneficiary is covered. Not required. Populate with spaces if not available.
Employer's Address 2	32	Text	545-576	Employer's Address 2 providing group health insurance under which beneficiary is covered. Not required. Populate with spaces if not available.

Data Field	Length	Type	Displacement	Description
Employer's Phone	10	Numeric	577-586	Employer's City providing group health insurance under which beneficiary is covered. Not required. Populate with spaces if not available.
Employer's City	15	Text	587-601	Employer's State providing group health insurance under which beneficiary is covered. Not required. Populate with spaces if not available.
Employer's State	2	Alpha	602-603	Employer's Zip Code providing group health insurance under which beneficiary is covered. Not required. Populate with spaces if not available.
Employer's ZIP Code	9	Numeric	604-612	Employer's Address 1 providing group health insurance under which beneficiary is covered. Not required. Populate with spaces if not available.
Employee No	12	Text	613-624	Policyholder's Employee Number Not required. Populate with spaces if not available.
Insurer's name	32	Text	625-656	Name of insurance carrier for MSP coverage. Required if Action is DI. Populate with spaces if not available. * Refer to Appendix B for complete set of <i>required fields</i> for various source codes.

Data Field	Length	Type	Displacement	Description
Insurer Type	1	Alpha	657	Type of Insurance Valid values are: A = Insurance or Indemnity (Other Types) .J = Hospitalization only plan covering inpatient hospital K = Medical Service only plan covering non-inpatient medical R = GHP Health Reimbursement Arrangement S = GHP Health Savings Account Required if Action is DI. Populate with spaces if not available. * Refer to Appendix B for complete set of <i>required fields</i> for various source codes.
Insurer's Address 1	32	Text	658-689	Address 1 of insurance carrier for MSP coverage. Required if Action is DI. Populate with spaces if not available. * Refer to Appendix B for complete set of <i>required fields</i> for various source codes.
Insurer's Address 2	32	Text	690-721	Address 2 of insurance carrier for MSP coverage. Not required.
Insurer's City	15	Text	722-736	City insurance carrier for MSP coverage. Required if Action is DI. Populate with spaces if not available. * Refer to Appendix B for complete set of <i>required fields</i> for various source codes.
Insurer's State	2	Alpha	737-738	State of insurance carrier for MSP coverage. Required if Action is DI. Populate with spaces if not available. * Refer to Appendix B for complete set of <i>required fields</i> for various source codes.

Data Field	Length	Type	Displacement	Description
Insurer's ZIP Code	9	Numeric	739-747	Zip Code of insurance carrier for MSP coverage. Required if Action is DI. Populate with spaces if not available. * Refer to Appendix B for complete set of <i>required fields</i> for various source codes.
Insurer's Phone	10	Numeric	748-757	Insurer's Phone Number Not required. Populate with zeros if not available.
Insurer Group Number	20	Text	758-777	Group number of insurance coverage. Not required. Populate with spaces if not available.
Insurer Policy Number	17	Text	778-794	Policy number of insurance coverage. Not required. Populate with spaces if not available.
Subscriber First Name	15	Text	795-809	First Name of individual covered by this insurance. Not required. Populate with spaces if not available.
Subscriber Initial	1	Alpha	810	Middle initial of individual covered by this insurance. Not required. Populate with spaces if not available
Subscriber Last Name	24	Text	811-834	Last Name of individual covered by this insurance. Not required. Populate with spaces if not available
Subscriber Social Security Number	9	Numeric	835-843	Social Security Number of the policy holder/subscriber Required
Filler	25	Filler	844-868	Filler
Illness/Injury Date	8	Date	869-876	Date illness or injury occurred for workers' compensation, automobile, or liability coverage (in CCYYMMDD format) Not required. Populate with zeros if not available.
Illness/Injury Description	64	Text	877-940	Description of illness or injury for workers' compensation, automobile, or liability coverage. Not required. Populate with zeros if not available.

Data Field	Length	Type	Displacement	Description
Representative Name	32	Text	941-972	Name of individual representing a beneficiary's medical affairs or estate. Representation may be applicable in a workers' compensation, automobile, or liability insurance case. Type name in first name/middle initial/last name format. Not required. Populate with spaces when not available.
Representative Address 1	32	Text	973-1004	Representative's Street address 1. Not required. Populate with spaces when not available.
Representative Address 2	32	Text	1005-1036	Representative's Street address 2. Not required. Populate with spaces when not available.
Representative City	15	Text	1037-1051	Representative's City Not required. Populate with spaces when not available.
Representative State	2	Alpha	1052-1053	Representative's Street address 2. Not required. Populate with spaces when not available.
Representative Zip	9	Numeric	1054-1062	Representative's Zip Code. Not required. Populate with spaces when not available.
Representative Type	1	Alpha	1063	Type of relationship between beneficiary and his or her representative. Valid values are: A = Attorney R = Representative not acting as an attorney Not required. Populate with spaces if not available.
Dialysis Train Date	8	Date	1064-1071	Date beneficiary received self-dialysis training (in CCYMMDD format) Not required. Populate with zeros if not available.
Black Lung Indicator	1	Alpha	1072	One-character code indicating whether beneficiary receives benefits under the Black Lung Program. Valid values are: Y = Yes N = No Not required. Populate with spaces if not available.

Data Field	Length	Type	Displacement	Description
Black Lung Effective Date	8	Date	1073-1080	Date beneficiary began receiving benefits under the Black Lung Program in CCYYMMDD format. Not required. Populate with zeros if not available.
Diagnosis Code 1 ICD Indicator	1	Numeric	1081	One-digit diagnosis code indicator to identify whether the diagnosis code received is in ICD-9-CM or ICD-10-CM format. 0 = ICD-10-CM format 9 = ICD-9-CM format NGHP MSP types will require a valid diagnosis code to be entered. If an invalid code is entered, the user will see error code PE1A and the record will be dropped. Required if Diagnosis Code 1 is submitted.
Diagnosis Code 1	7	Text	1082 – 1088	ICD-9-CM or ICD-10-CM diagnosis code that applies to this MSP occurrence. Required if Action code is CA or CL. Required if Diagnosis Code 1 ICD Indicator is submitted. If Diagnosis Code 1 ICD Indicator = 0, Diagnosis Code 1 must contain a valid ICD-10-CM diagnosis code. If Diagnosis Code 1 ICD Indicator = 9, Diagnosis Code 1 must contain a valid ICD-9-CM diagnosis code. Populate with spaces if not applicable. * Refer to Appendix B for complete set of <i>required fields</i> for various source codes. NGHP MSP types will require a valid diagnosis code to be entered. If an invalid code is entered, the user will see error code PE69 and the record will be dropped.

Data Field	Length	Type	Displacement	Description
Diagnosis Code 2 ICD Indicator	1	Numeric	1089	<p>One-digit diagnosis code indicator to identify whether the diagnosis code received is in ICD-9-CM or ICD-10-CM format.</p> <p>0 = ICD-10-CM format 9 = ICD-9-CM format</p> <p>If an invalid code is entered, the user will see error code PE1B and the record will be dropped.</p> <p>Required if Diagnosis Code 2 is submitted.</p>
Diagnosis Code 2	7	Text	1090 -1096	<p>ICD-9-CM or ICD-10-CM diagnosis code that applies to this MSP occurrence.</p> <p>Required if Diagnosis Code 2 ICD Indicator is submitted.</p> <p>If Diagnosis Code 2 ICD Indicator = 0, Diagnosis Code 2 must contain a valid ICD-10-CM diagnosis code. If Diagnosis Code 2 ICD Indicator = 9, Diagnosis Code 2 must contain a valid ICD-9-CM diagnosis code.</p> <p>Populate with spaces if not applicable.</p> <p>NGHP MSP types will require a valid diagnosis code to be entered. If an invalid code is entered, the user will see error code PE70 and the record will be dropped.</p>
Diagnosis Code 3 ICD Indicator	1	Numeric	1097	<p>One-digit diagnosis code indicator to identify whether the diagnosis code received is in ICD-9-CM or ICD-10-CM format.</p> <p>0 = ICD-10-CM format 9 = ICD-9-CM format</p> <p>If an invalid code is entered, the user will see error code PE1C and the record will be dropped.</p> <p>Required if Diagnosis Code 3 is submitted.</p>

Data Field	Length	Type	Displacement	Description
Diagnosis Code 3	7	Text	1098 – 1104	<p>ICD-9-CM or ICD-10-CM diagnosis code that applies to this MSP occurrence.</p> <p>Required if Diagnosis Code 3 ICD Indicator is submitted.</p> <p>If Diagnosis Code 3 ICD Indicator = 0, Diagnosis Code 3 must contain a valid ICD-10-CM diagnosis code. If Diagnosis Code 3 ICD Indicator = 9, Diagnosis Code 3 must contain a valid ICD-9-CM diagnosis code.</p> <p>Populate with spaces if not applicable.</p> <p>NGHP MSP types will require a valid diagnosis code to be entered. If an invalid code is entered, the user will see error code PE71 and the record will be dropped.</p>
Diagnosis Code 4 ICD Indicator	1	Numeric	1105	<p>One-digit diagnosis code indicator to identify whether the diagnosis code received is in ICD-9-CM or ICD-10-CM format.</p> <p>0 = ICD-10-CM format 9 = ICD-9-CM format</p> <p>If an invalid code is entered, the user will see error code PE1D and the record will be dropped.</p> <p>Required if Diagnosis Code 4 is submitted.</p>
Diagnosis Code 4	7	Text	1106 – 1112	<p>ICD-9-CM or ICD-10-CM diagnosis code that applies to this MSP occurrence.</p> <p>Required if Diagnosis Code 4 ICD Indicator is submitted.</p> <p>If Diagnosis Code 4 ICD Indicator = 0, Diagnosis Code 4 must contain a valid ICD-10-CM diagnosis code. If Diagnosis Code 4 ICD Indicator = 9, Diagnosis Code 4 must contain a valid ICD-9-CM diagnosis code.</p> <p>Populate with spaces if not applicable.</p> <p>NGHP MSP types will require a valid diagnosis code to be entered. If an invalid code is entered, the user will see error code PE72 and the record will be dropped.</p>

Data Field	Length	Type	Displacement	Description
Diagnosis Code 5 ICD Indicator	1	Numeric	1113	<p>One-digit diagnosis code indicator to identify whether the diagnosis code received is in ICD-9-CM or ICD-10-CM format.</p> <p>0 = ICD-10-CM format 9 = ICD-9-CM format</p> <p>If an invalid code is entered, the user will see error code PE1E and the record will be dropped.</p> <p>Required if Diagnosis Code 5 is submitted.</p>
Diagnosis Code 5	7	Text	1114 - 1120	<p>ICD-9-CM or ICD-10-CM diagnosis code that applies to this MSP occurrence.</p> <p>Required if Diagnosis Code 5 ICD Indicator is submitted.</p> <p>If Diagnosis Code 5 ICD Indicator = 0, Diagnosis Code 5 must contain a valid ICD-10-CM diagnosis code. If Diagnosis Code 5 ICD Indicator = 9, Diagnosis Code 5 must contain a valid ICD-9-CM diagnosis code.</p> <p>Populate with spaces if not applicable.</p> <p>NGHP MSP types will require a valid diagnosis code to be entered. If an invalid code is entered, the user will see error code PE73 and the record will be dropped.</p>
Diagnosis Code 6 ICD Indicator	1	Numeric	1121	<p>One-digit diagnosis code indicator to identify whether the diagnosis code received is in ICD-9-CM or ICD-10-CM format.</p> <p>0 = ICD-10-CM format 9 = ICD-9-CM format</p> <p>If an invalid code is entered, the user will see error code PE1F and the record will be dropped.</p> <p>Required if Diagnosis Code 6 is submitted.</p>

Data Field	Length	Type	Displacement	Description
Diagnosis Code 6	7	Text	1122 – 1128	<p>ICD-9-CM or ICD-10-CM diagnosis code that applies to this MSP occurrence.</p> <p>Required if Diagnosis Code 6 ICD Indicator is submitted.</p> <p>If Diagnosis Code 6 ICD Indicator = 0, Diagnosis Code 6 must contain a valid ICD-10-CM diagnosis code. If Diagnosis Code 6 ICD Indicator = 9, Diagnosis Code 6 must contain a valid ICD-9-CM diagnosis code.</p> <p>Populate with spaces if not applicable.</p> <p>NGHP MSP types will require a valid diagnosis code to be entered. If an invalid code is entered, the user will see error code PE1G and the record will be dropped.</p>
Diagnosis Code 7 ICD Indicator	1	Numeric	1129	<p>One-digit diagnosis code indicator to identify whether the diagnosis code received is in ICD-9-CM or ICD-10-CM format.</p> <p>0 = ICD-10-CM format 9 = ICD-9-CM format</p> <p>If an invalid code is entered, the user will see error code PE1H and the record will be dropped.</p> <p>Required if Diagnosis Code 7 is submitted.</p>
Diagnosis Code 7	7	Text	1130 – 1136	<p>ICD-9-CM or ICD-10-CM diagnosis code that applies to this MSP occurrence.</p> <p>Required if Diagnosis Code 7 ICD Indicator is submitted.</p> <p>If Diagnosis Code 7 ICD Indicator = 0, Diagnosis Code 7 must contain a valid ICD-10-CM diagnosis code. If Diagnosis Code 7 ICD Indicator = 9, Diagnosis Code 7 must contain a valid ICD-9-CM diagnosis code.</p> <p>Populate with spaces if not applicable.</p> <p>NGHP MSP types will require a valid diagnosis code to be entered. If an invalid code is entered, the user will see error code PE1I and the record will be dropped</p>

Data Field	Length	Type	Displacement	Description
Diagnosis Code 8 ICD Indicator	1	Numeric	1137	<p>One-digit diagnosis code indicator to identify whether the diagnosis code received is in ICD-9-CM or ICD-10-CM format.</p> <p>0 = ICD-10-CM format 9 = ICD-9-CM format</p> <p>If an invalid code is entered, the user will see error code PE1J and the record will be dropped.</p> <p>Required if Diagnosis Code 8 is submitted.</p>
Diagnosis Code 8	7	Text	1138 – 1144	<p>ICD-9-CM or ICD-10-CM diagnosis code that applies to this MSP occurrence.</p> <p>Required if Diagnosis Code 8 ICD Indicator is submitted.</p> <p>If Diagnosis Code 8 ICD Indicator = 0, Diagnosis Code 8 must contain a valid ICD-10-CM diagnosis code. If Diagnosis Code 8 ICD Indicator = 9, Diagnosis Code 8 must contain a valid ICD-9-CM diagnosis code.</p> <p>Populate with spaces if not applicable.</p> <p>NGHP MSP types will require a valid diagnosis code to be entered. If an invalid code is entered, the user will see error code PE1K and the record will be dropped.</p>
Diagnosis Code 9 ICD Indicator	1	Numeric	1145	<p>One-digit diagnosis code indicator to identify whether the diagnosis code received is in ICD-9-CM or ICD-10-CM format.</p> <p>0 = ICD-10-CM format 9 = ICD-9-CM format</p> <p>If an invalid code is entered, the user will see error code PE1L and the record will be dropped.</p> <p>Required if Diagnosis Code 9 is submitted.</p>

Data Field	Length	Type	Displacement	Description
Diagnosis Code 9	7	Text	1146 – 1152	<p>ICD-9-CM or ICD-10-CM diagnosis code that applies to this MSP occurrence.</p> <p>Required if Diagnosis Code 9 ICD Indicator is submitted.</p> <p>If Diagnosis Code 9 ICD Indicator = 0, Diagnosis Code 9 must contain a valid ICD-10-CM diagnosis code. If Diagnosis Code 9 ICD Indicator = 9, Diagnosis Code 9 must contain a valid ICD-9-CM diagnosis code.</p> <p>Populate with spaces if not applicable.</p> <p>NGHP MSP types will require a valid diagnosis code to be entered. If an invalid code is entered, the user will see error code PE1M and the record will be dropped.</p>
Diagnosis Code 10 ICD Indicator	1	Numeric	1153	<p>One-digit diagnosis code indicator to identify whether the diagnosis code received is in ICD-9-CM or ICD-10-CM format.</p> <p>0 = ICD-10-CM format 9 = ICD-9-CM format</p> <p>If an invalid code is entered, the user will see error code PE1N and the record will be dropped.</p> <p>Required if Diagnosis Code 10 is submitted.</p>
Diagnosis Code 10	7	Text	1154 – 1160	<p>ICD-9-CM or ICD-10-CM diagnosis code that applies to this MSP occurrence.</p> <p>Required if Diagnosis Code 10 ICD Indicator is submitted.</p> <p>If Diagnosis Code 10 ICD Indicator = 0, Diagnosis Code 10 must contain a valid ICD-10-CM diagnosis code. If Diagnosis Code 10 ICD Indicator = 9, Diagnosis Code 10 must contain a valid ICD-9-CM diagnosis code.</p> <p>Populate with spaces if not applicable.</p> <p>NGHP MSP types will require a valid diagnosis code to be entered. If an invalid code is entered, the user will see error code PE1O and the record will be dropped.</p>

Data Field	Length	Type	Displacement	Description
Diagnosis Code 11 ICD Indicator	1	Numeric	1161	<p>One-digit diagnosis code indicator to identify whether the diagnosis code received is in ICD-9-CM or ICD-10-CM format.</p> <p>0 = ICD-10-CM format 9 = ICD-9-CM format</p> <p>If an invalid code is entered, the user will see error code PE1P and the record will be dropped.</p> <p>Required if Diagnosis Code 11 is submitted.</p>
Diagnosis Code11	7	Text	1162 – 1168	<p>ICD-9-CM or ICD-10-CM diagnosis code that applies to this MSP occurrence.</p> <p>Required if Diagnosis Code 11 ICD Indicator is submitted.</p> <p>If Diagnosis Code 11 ICD Indicator = 0, Diagnosis Code 11 must contain a valid ICD-10-CM diagnosis code. If Diagnosis Code 11 ICD Indicator = 9, Diagnosis Code 11 must contain a valid ICD-9-CM diagnosis code.</p> <p>Populate with spaces if not applicable.</p> <p>NGHP MSP types will require a valid diagnosis code to be entered. If an invalid code is entered, the user will see error code PE1Q and the record will be dropped.</p>
Diagnosis Code 12 ICD Indicator	1	Numeric	1169	<p>One-digit diagnosis code indicator to identify whether the diagnosis code received is in ICD-9-CM or ICD-10-CM format.</p> <p>0 = ICD-10-CM format 9 = ICD-9-CM format</p> <p>If an invalid code is entered, the user will see error code PE1R and the record will be dropped.</p> <p>Required if Diagnosis Code 12 is submitted.</p>

Data Field	Length	Type	Displacement	Description
Diagnosis Code 12	7	Text	1170 – 1176	<p>ICD-9-CM or ICD-10-CM diagnosis code that applies to this MSP occurrence.</p> <p>Required if Diagnosis Code 12 ICD Indicator is submitted.</p> <p>If Diagnosis Code 12 ICD Indicator = 0, Diagnosis Code 12 must contain a valid ICD-10-CM diagnosis code. If Diagnosis Code 12 ICD Indicator = 9, Diagnosis Code 12 must contain a valid ICD-9-CM diagnosis code.</p> <p>Populate with spaces if not applicable.</p> <p>NGHP MSP types will require a valid diagnosis code to be entered. If an invalid code is entered, the user will see error code PE1S and the record will be dropped.</p>
Diagnosis Code 13 ICD Indicator	1	Numeric	1177	<p>One-digit diagnosis code indicator to identify whether the diagnosis code received is in ICD-9-CM or ICD-10-CM format.</p> <p>0 = ICD-10-CM format 9 = ICD-9-CM format</p> <p>If an invalid code is entered, the user will see error code PE1T and the record will be dropped.</p> <p>Required if Diagnosis Code 13 is submitted.</p>
Diagnosis Code 13	7	Text	1178 – 1184	<p>ICD-9-CM or ICD-10-CM diagnosis code that applies to this MSP occurrence.</p> <p>Required if Diagnosis Code 13 ICD Indicator is submitted.</p> <p>If Diagnosis Code 13 ICD Indicator = 0, Diagnosis Code 13 must contain a valid ICD-10-CM diagnosis code. If Diagnosis Code 13 ICD Indicator = 9, Diagnosis Code 13 must contain a valid ICD-9-CM diagnosis code.</p> <p>Populate with spaces if not applicable.</p> <p>NGHP MSP types will require a valid diagnosis code to be entered. If an invalid code is entered, the user will see error code PE1U and the record will be dropped.</p>

Data Field	Length	Type	Displacement	Description
Diagnosis Code 14 ICD Indicator	1	Numeric	1185	<p>One-digit diagnosis code indicator to identify whether the diagnosis code received is in ICD-9-CM or ICD-10-CM format.</p> <p>0 = ICD-10-CM format 9 = ICD-9-CM format</p> <p>If an invalid code is entered, the user will see error code PE1V and the record will be dropped.</p> <p>Required if Diagnosis Code 14 is submitted.</p>
Diagnosis Code 14	7	Text	1186 – 1292	<p>ICD-9-CM or ICD-10-CM diagnosis code that applies to this MSP occurrence.</p> <p>Required if Diagnosis Code 14 ICD Indicator is submitted.</p> <p>If Diagnosis Code 14 ICD Indicator = 0, Diagnosis Code 14 must contain a valid ICD-10-CM diagnosis code. If Diagnosis Code 14 ICD Indicator = 9, Diagnosis Code 14 must contain a valid ICD-9-CM diagnosis code.</p> <p>Populate with spaces if not applicable.</p> <p>NGHP MSP types will require a valid diagnosis code to be entered. If an invalid code is entered, the user will see error code PE1W and the record will be dropped.</p>
Diagnosis Code 15 ICD Indicator	1	Numeric	1193	<p>One-digit diagnosis code indicator to identify whether the diagnosis code received is in ICD-9-CM or ICD-10-CM format.</p> <p>0 = ICD-10-CM format 9 = ICD-9-CM format</p> <p>If an invalid code is entered, the user will see error code PE1X and the record will be dropped.</p> <p>Required if Diagnosis Code 15 is submitted.</p>

Data Field	Length	Type	Displacement	Description
Diagnosis Code 15	7	Text	1194 – 1200	<p>ICD-9-CM or ICD-10-CM diagnosis code that applies to this MSP occurrence.</p> <p>Required if Diagnosis Code 15 ICD Indicator is submitted.</p> <p>If Diagnosis Code 15 ICD Indicator = 0, Diagnosis Code 15 must contain a valid ICD-10-CM diagnosis code. If Diagnosis Code 15 ICD Indicator = 9, Diagnosis Code 15 must contain a valid ICD-9-CM diagnosis code.</p> <p>Populate with spaces if not applicable.</p> <p>NGHP MSP types will require a valid diagnosis code to be entered. If an invalid code is entered, the user will see error code PE1Y and the record will be dropped.</p>
Diagnosis Code 16 ICD Indicator	1	Numeric	1201	<p>One-digit diagnosis code indicator to identify whether the diagnosis code received is in ICD-9-CM or ICD-10-CM format.</p> <p>0 = ICD-10-CM format 9 = ICD-9-CM format</p> <p>If an invalid code is entered, the user will see error code PE1Z and the record will be dropped.</p> <p>Required if Diagnosis Code 16 is submitted.</p>
Diagnosis Code 16	7	Text	1202 – 1208	<p>ICD-9-CM or ICD-10-CM diagnosis code that applies to this MSP occurrence.</p> <p>Required if Diagnosis Code 16 ICD Indicator is submitted.</p> <p>If Diagnosis Code 16 ICD Indicator = 0, Diagnosis Code 16 must contain a valid ICD-10-CM diagnosis code. If Diagnosis Code 16 ICD Indicator = 9, Diagnosis Code 16 must contain a valid ICD-9-CM diagnosis code.</p> <p>Populate with spaces if not applicable.</p> <p>NGHP MSP types will require a valid diagnosis code to be entered. If an invalid code is entered, the user will see error code PE2A and the record will be dropped.</p>

Data Field	Length	Type	Displacement	Description
Diagnosis Code 17 ICD Indicator	1	Numeric	1209	<p>One-digit diagnosis code indicator to identify whether the diagnosis code received is in ICD-9-CM or ICD-10-CM format.</p> <p>0 = ICD-10-CM format 9 = ICD-9-CM format</p> <p>If an invalid code is entered, the user will see error code PE2B and the record will be dropped.</p> <p>Required if Diagnosis Code 17 is submitted.</p>
Diagnosis Code 17	7	Text	1210 – 1216	<p>ICD-9-CM or ICD-10-CM diagnosis code that applies to this MSP occurrence.</p> <p>Required if Diagnosis Code 17 ICD Indicator is submitted.</p> <p>If Diagnosis Code 17 ICD Indicator = 0, Diagnosis Code 17 must contain a valid ICD-10-CM diagnosis code. If Diagnosis Code 17 ICD Indicator = 9, Diagnosis Code 17 must contain a valid ICD-9-CM diagnosis code.</p> <p>Populate with spaces if not applicable.</p> <p>NGHP MSP types will require a valid diagnosis code to be entered. If an invalid code is entered, the user will see error code PE2C and the record will be dropped.</p>
Diagnosis Code 18 ICD Indicator	1	Numeric	1217	<p>One-digit diagnosis code indicator to identify whether the diagnosis code received is in ICD-9-CM or ICD-10-CM format.</p> <p>0 = ICD-10-CM format 9 = ICD-9-CM format</p> <p>If an invalid code is entered, the user will see error code PE2D and the record will be dropped.</p> <p>Required if Diagnosis Code 18 is submitted.</p>

Data Field	Length	Type	Displacement	Description
Diagnosis Code 18	7	Text	1218 – 1224	<p>ICD-9-CM or ICD-10-CM diagnosis code that applies to this MSP occurrence.</p> <p>Required if Diagnosis Code 18 ICD Indicator is submitted.</p> <p>If Diagnosis Code 18 ICD Indicator = 0, Diagnosis Code 18 must contain a valid ICD-10-CM diagnosis code. If Diagnosis Code 18 ICD Indicator = 9, Diagnosis Code 18 must contain a valid ICD-9-CM diagnosis code.</p> <p>Populate with spaces if not applicable.</p> <p>NGHP MSP types will require a valid diagnosis code to be entered. If an invalid code is entered, the user will see error code PE2E and the record will be dropped.</p>
Diagnosis Code 19 ICD Indicator	1	Numeric	1225	<p>One-digit diagnosis code indicator to identify whether the diagnosis code received is in ICD-9-CM or ICD-10-CM format.</p> <p>0 = ICD-10-CM format 9 = ICD-9-CM format</p> <p>If an invalid code is entered, the user will see error code PE2F and the record will be dropped.</p> <p>Required if Diagnosis Code 19 is submitted.</p>
Diagnosis Code 19	7	Text	1226 – 1232	<p>ICD-9-CM or ICD-10-CM diagnosis code that applies to this MSP occurrence.</p> <p>Required if Diagnosis Code 19 ICD Indicator is submitted.</p> <p>If Diagnosis Code 19 ICD Indicator = 0, Diagnosis Code 19 must contain a valid ICD-10-CM diagnosis code. If Diagnosis Code 19 ICD Indicator = 9, Diagnosis Code 19 must contain a valid ICD-9-CM diagnosis code.</p> <p>Populate with spaces if not applicable.</p> <p>NGHP MSP types will require a valid diagnosis code to be entered. If an invalid code is entered, the user will see error code PE2G and the record will be dropped.</p>

Data Field	Length	Type	Displacement	Description
Diagnosis Code 20 ICD Indicator	1	Numeric	1233	<p>One-digit diagnosis code indicator to identify whether the diagnosis code received is in ICD-9-CM or ICD-10-CM format.</p> <p>0 = ICD-10-CM format 9 = ICD-9-CM format</p> <p>If an invalid code is entered, the user will see error code PE2H and the record will be dropped.</p> <p>Required if Diagnosis Code 20 is submitted.</p>
Diagnosis Code 20	7	Text	1234 – 1240	<p>ICD-9-CM or ICD-10-CM diagnosis code that applies to this MSP occurrence.</p> <p>Required if Diagnosis Code 20 ICD Indicator is submitted.</p> <p>If Diagnosis Code 20 ICD Indicator = 0, Diagnosis Code 20 must contain a valid ICD-10-CM diagnosis code. If Diagnosis Code 20 ICD Indicator = 9, Diagnosis Code 20 must contain a valid ICD-9-CM diagnosis code.</p> <p>Populate with spaces if not applicable.</p> <p>NGHP MSP types will require a valid diagnosis code to be entered. If an invalid code is entered, the user will see error code PE2I and the record will be dropped.</p>
Filler	17	Filler	1241- 1267	Unused Field – fill with spaces

Table G-14: MSP Inquiry Response Header Record Layout

Data Field	Length	Type	Displacement	Edits
Header Indicator	2	Alpha-Numeric	1-2	HE01
PDP ID	4	Numeric	3-6	HE02
Contractor Number	5	Alpha-Numeric	7-11	If not valid contractor number, drop file with error code HE03.
File Type	3	Alpha	12-14	HE04.
File Date	8	Date	15-22	HE05.
Filler	1245	Filler	23-1267	Unused Field – fill with spaces
Error Code 1	4	Alpha	1268-1271	Error code describing reason why file was rejected.
Error Code 2	4	Alpha	1272-1275	Error code describing reason why file was rejected.
Error Code 3	4	Alpha	1276-1279	Error code describing reason why file was rejected.
Error Code 4	4	Alpha	1280-1283	Error code describing reason why file was rejected.

MSP Inquiry Response Detail Record

This record layout will be returned for MSP Inquiry file submissions beginning 10/01/2013. This record layout **must be returned** for all MSP Inquiry file submissions as of 1/1/2014.

Table G-15: MSP Inquiry Response Detail Record Layout

Data Field	Length	Type	Displacement	Edit
Transaction type	4	Alpha	1 – 4	PE00
Contractor Number	5	Alpha-Numeric	5-9	PE01
DCN	15	Text	10-24	PE02
Tran Type Code	1	Alpha	25	PE03
Trans Seq No	3	Numeric	26-28	PE04
Update Operator ID	8	Alpha-Numeric	29-36	PE06
Contractor Name	25	Text	37-61	PE07
Contractor Phone	10	Numeric	62-71	PE08
Tran Stat Cd	2	Alpha	72-73	None. Will contain the Status returned from ECRS
Tran Reason Cd	2	Numeric	74-75	None. Will contain the Reason returned from ECRS.
Trans Action Code 1	2	Alpha	76-77	PE92
Trans Action Code 2	2	Alpha-Numeric	78-79	PE93
Trans Action Code 3	2	Alpha-Numeric	80-81	PE94
Trans Action Code 4	2	Alpha-Numeric	82-83	PE95
Activity Code	1	Alpha	84	PE61
First Development	1	Alpha	85	PE64
Second Development	1	Alpha	86	PE65
RSP	1	Alpha	87	PE66
Trans Source Cd	4	Alpha	88-91	PE05
HIC Number	12	Alpha-Numeric	92-103	PE09
Beneficiary's Social Security Number	9	Numeric	104-112	PE10
Beneficiary's Date of Birth	8	Date	113-120	PE11
Beneficiary's Sex Code	1	Alpha	121	None

Data Field	Length	Type	Displacement	Edit
Beneficiary's First Name	15	Text	122-136	PE12.
Beneficiary's Initial	1	Alpha	137	PE13
Beneficiary's Last Name	24	Text	138-161	PE14
Patient Relationship	2	Numeric	162-163	PE0J
MSP Type	1	Alpha	164	PE39
MSP Effective Date	8	Date	165-172	PE67
MSP Term Date	8	Date	173-180	PE68
Send CWF	1	Alpha	181	None
CMS Grouping Code	2	Alpha	182-183	PE0E
Beneficiary's Address 1	32	Text	184-215	PE15
Beneficiary's Address 2	32	Text	216-247	PE16
Beneficiary's City	15	Text	248-262	PE17
Beneficiary's State	2	Alpha	263-264	PE18
Beneficiary's Zip Code	9	Numeric	265-273	PE19
Beneficiary's Phone	10	Numeric	274-283	PE20
Check Date	8	Numeric	284-291	PE98
Check Amount	15	Alpha	292-306	PE99
Check Number	15	Alpha	307-321	PE0A
Informant's First Name	15	Text	322-336	PE21
Informant's Middle Initial	1	Alpha	337	PE22
Informant's Last Name	24	Text	338-361	PE23
Informant's Phone	10	Numeric	362-371	PE29
Informant's Address 1	32	Text	372-403	PE24
Informant's Address 2	32	Text	404-435	PE25
Informant's City	15	Text	436-450	PE26
Informant's State	2	Alpha	451-452	PE27
Informant's Zip Code	9	Numeric	453-461	PE28
Informant's Relationship Code	1	Alpha	462	None
Employer's Name	32	Text	463-494	PE30
Employer EIN	18	Text	495-512	PE37

Data Field	Length	Type	Displacement	Edit
Employer's Address 1	32	Text	513-544	PE31
Employer's Address 2	32	Text	545-576	PE32
Employer's Phone	10	Numeric	577-586	PE36
Employer's City	15	Text	587-601	PE33
Employer's State	2	Alpha	602-603	PE34
Employer's ZIP Code	9	Numeric	604-612	PE35
Employee No	12	Text	613-624	PE38.
Insurer's name	32	Text	625-656	PE42
Insurer Type	1	Alpha	657	PE0Q
Insurer's Address 1	32	Text	658-689	PE43
Insurer's Address 2	32	Text	690-721	PE44
Insurer's City	15	Text	722-736	PE45
Insurer's State	2	Alpha	737-738	PE46
Insurer's ZIP Code	9	Numeric	739-747	PE47
Insurer's Phone	10	Numeric	748-757	PE0B
Insurer Group Number	20	Text	758-777	PE62
Insurer Policy Number	17	Text	778-794	PE63
Subscriber First Name	15	Text	795-809	PE58
Subscriber Initial	1	Alpha	810	PE59
Subscriber Last Name	24	Text	811-834	PE60
Subscriber Social Security Number	9	Numeric	835-843	PE0F
Filler	25	Filler	844-868	None
Illness/Injury Date	8	Date	869-876	PE75
Illness/Injury Description	64	Text	877-940	PE76
Representative Name	32	Text	941-972	PE77
Representative Address 1	32	Text	973-1004	PE78
Representative Address 2	32	Text	1005-1036	PE79
Representative City	15	Text	1037-1051	PE80
Representative State	2	Alpha	1052-1053	PE81
Representative Zip	9	Numeric	1054-1062	PE82
Representative Type	1	Alpha	1063	PE83

Data Field	Length	Type	Displacement	Edit
Dialysis Train Date	8	Date	1064-1071	PE84
Black Lung Indicator	1	Alpha	1072	PE85
Black Lung Effective Date	8	Date	1073-1080	PE86
Submitter Type	1	Alpha-Numeric	1081	If not valid value, drop file with error code HE06.
Diagnosis Code 1 Indicator	1	Text	1082	PE1A
Diagnosis Code 1	7	Text	1083 – 1089	PE69
Diagnosis Code 2 Indicator	1	Text	1090	PE1B
Diagnosis Code 2	7	Text	1091 -1097	PE70
Diagnosis Code 3 Indicator	1	Text	1098	PE1C
Diagnosis Code 3	7	Text	1099 – 1105	PE71
Diagnosis Code 4 Indicator	1	Text	1106	PE1D
Diagnosis Code 4	7	Text	1107 - 1113	PE72
Diagnosis Code 5 Indicator	1	Text	1114	PE1E
Diagnosis Code 5	7	Text	1115 - 1121	PE73
Diagnosis Code 6 Indicator	1	Text	1122	PE1F
Diagnosis Code 6	7	Text	1123 – 1129	PE1G
Diagnosis Code 7 Indicator	1	Text	1130	PE1H
Diagnosis Code 7	7	Text	1131 – 1137	PE1I
Diagnosis Code 8 Indicator	1	Text	1138	PE1J
Diagnosis Code 8	7	Text	1139 – 1145	PE1K
Diagnosis Code 9 Indicator	1	Text	1146	PE1L
Diagnosis Code 9	7	Text	1147 – 1153	PE1M
Diagnosis Code 10 Indicator	1	Text	1154	PE1N
Diagnosis Code 10	7	Text	1155 – 1161	PE1O
Diagnosis Code 11 Indicator	1	Text	1162	PE1P

Data Field	Length	Type	Displacement	Edit
Diagnosis Code 11	7	Text	1163 – 1169	PE1Q
Diagnosis Code 12 Indicator	1	Text	1170	PE1R
Diagnosis Code 12	7	Text	1171 – 1177	PE1S
Diagnosis Code 13 Indicator	1	Text	1178	PE1T
Diagnosis Code 13	7	Text	1179 – 1185	PE1U
Diagnosis Code 14 Indicator	1	Text	1186	PE1V
Diagnosis Code 14	7	Text	1187 – 1193	PE1W
Diagnosis Code 15 Indicator	1	Text	1194	PE1X
Diagnosis Code 15	7	Text	1195 – 1201	PE1Y
Diagnosis Code 16 Indicator	1	Text	1202	PE1Z
Diagnosis Code 16	7	Text	1203 – 1209	PE2A
Diagnosis Code 17 Indicator	1	Text	1210	PE2B
Diagnosis Code 17	7	Text	1211 – 1217	PE2C
Diagnosis Code 18 Indicator	1	Text	1218	PE2D
Diagnosis Code 18	7	Text	1219 – 1225	PE2E
Diagnosis Code 19 Indicator	1	Text	1226	PE2F
Diagnosis Code 19	7	Text	1227 – 1233	PE2G
Diagnosis Code 20 Indicator	1	Text	1234	PE2H
Diagnosis Code 20	7	Text	1235 – 1241	PE2I
Filler	17	Filler	1242-1267	None
Error Code 1	4	Alpha-Numeric	1268-1271	Error code describing reason why file was rejected.
Error Code 2	4	Alpha-Numeric	1272-1275	Error code describing reason why file was rejected.
Error Code 3	4	Alpha-Numeric	1276-1279	Error code describing reason why file was rejected.
Error Code 4	4	Alpha-Numeric	1280-1283	Error code describing reason why file was rejected.

G.8 Prescription Drug Inquiry File Layouts

Prescription Drug Inquiry Header Record

Table G-16: Prescription Drug Inquiry Header Record Layout

Data Field	Length	Type	Displacement	Description
Header Indicator	2	Alpha-Numeric	1-2	Header Record Type Indicator (Indicates a Header record) Set to 'H0'. Required
PDP ID	4	Numeric	3-6	ID number assigned by the BCRC. Populate with Spaces
Contractor Number	5	Alpha-Numeric	7-11	Part D Plan Contractor number Required
File Type	3	Alpha	12-14	Type of File Set to 'PDI' – Prescription Drug Inquiry File Required
File Date	8	Date	15-22	Date File Created in CCYYMMDD format Required
Filler	1245	Filler	23-1267	Unused Field – Populate with spaces

Prescription Drug Inquiry Trailer Record

Table G-17: Prescription Drug Inquiry Trailer Record Layout

Data Field	Length	Type	Displacement	Description
Trailer Indicator	2	Alpha-Numeric	1-2	Trailer Record Type Indicator Set to 'T0'. Required
PDP ID	4	Numeric	3-6	ID number assigned by the BCRC. Populate with Spaces
Contractor Number	5	Alpha-Numeric	7-11	Part D Plan Contractor number Required
File Type	3	Alpha-Numeric	12-14	Type of File Set to 'PDI' – Prescription Drug Inquiry File Required
File Date	8	Date	15-22	Date File Created in CCYYMMDD format Required
Record Count	9	Numeric	2-31	Number of Prescription Drug Inquiry Records in file Required
Filler	1236	Filler	32-1267	Unused Field – Populate with spaces

Prescription Drug Inquiry Detail Record

Table G-18: Prescription Drug Inquiry Detail Record Layout

Data Field	Length	Type	Displacement	Description
Transaction type	4	Alpha	1 – 4	Type of Record Set to 'ECRS' Required
Contractor Number	5	Alpha-Numeric	5-9	Part D Plan Contractor number Required
DCN	15	Text	10-24	Document Control Number; assigned by the Part D Plan. Required. Each record shall have a unique DCN.
Tran Type Code	1	Alpha	25	Transaction Type Indicator Set to 'P' for Prescription Drug Inquiry Required
Trans Seq No	3	Numeric	26-28	Sequence Number assigned by the COB. Internal use only. Populate with spaces.
Tran Stat Cd	2	Alpha	29-30	Status Code Set to 'NW' for New
Tran Reason Cd	2	Numeric	31-32	Reason Set to '01' for New
Trans Source Cd	4	Alpha	33-36	Source of Record Valid Values are: CHEK= Check LTTR = Letter PHON= Phone SCLM= Secondary Claim CLAM= Claim SRVY = Survey Required
Update Operator ID	8	Alpha-Numeric	37-44	ID of user making update. Not required
Contractor Name	25	Text	45-69	Contractor name Not required
Contractor Phone	10	Numeric	70-79	Contractor Phone Number Not required
HIC Number	12	Alpha-Numeric	80-91	Beneficiary Health Insurance Claim Number Required if SSN is not entered.

Data Field	Length	Type	Displacement	Description
Beneficiary's Social Security Number	9	Numeric	92-100	Beneficiary's Social Security Number Required if HIC Number not entered.
Beneficiary's Date of Birth	8	Date	101-108	Beneficiary's Date of Birth in CCYYMMDD format Required
Beneficiary's Sex Code	1	Alpha	109	Sex of beneficiary Valid values are: U = Unknown M = Male F = Female Default to 'U' if not available Required
Beneficiary's First Name	15	Text	110-124	Beneficiary's First Name Required
Beneficiary's Initial	1	Alpha	125	Beneficiary's Middle Initial Not required
Beneficiary's Last Name	24	Text	126-149	Beneficiary's Last Name Required
Patient Relationship	2	Character	150-151	Patient Relationship between policy holder and patient. Valid values are: 1 Patient is Policy Holder 2 Spouse 3 Child 4 Other Required
Check Date	8	Numeric	152-159	Date of check in CCYYMMDD format. Required if Source is CHEK
Check Amount	15	Alpha	160-174	Amount of check in \$999,999,999.99 format. Required if Source is CHEK
Check Number	15	Alpha	175-189	Check Number Required if Source is CHEK
Beneficiary's Address 1	32	Text	190-221	Beneficiary's Address 1 Not required. Populate with spaces if not available.
Beneficiary's Address 2	32	Text	222-253	Beneficiary's Address 2 Not required. Populate with spaces if not available

Data Field	Length	Type	Displacement	Description
Beneficiary's City	15	Text	254-268	Beneficiary's City Not required. Populate with spaces if not available.
Beneficiary's State	2	Alpha	269-270	Beneficiary's State Not required. Populate with spaces if not available.
Beneficiary's Zip Code	9	Numeric	271-279	Beneficiary's Zip Code Not required. Populate with spaces if not available
Beneficiary's Phone	10	Numeric	280-289	Beneficiary's Phone Not required. Populate with zeros if not available
Informant's First Name	15	Text	290-304	Informant's First Name Required
Informant's Middle Initial	1	Alpha	305	Informant's Middle Initial Not required. Populate with spaces if not available.
Informant's Last Name	24	Text	306-329	Informant's Last Name Required
Informant's Relationship Code	1	Alpha	330	Relationship of informant to beneficiary. Valid values are: <ul style="list-style-type: none"> A = Attorney representing beneficiary B = Beneficiary C = Child D = Defendant's attorney E = Employer F = Father I = Insurer M = Mother N = Non-relative O = Other relative P = Provider R = Beneficiary representative other than attorney S = Spouse U = Unknown Required
Informant's Address 1	32	Text	331-362	Informant's Address 1 Required

Data Field	Length	Type	Displacement	Description
Informant's Address 2	32	Text	363-394	Informant's Address 2 Not required. Populate with spaces if not available.
Informant's City	15	Text	395-409	Informant's City Required
Informant's State	2	Alpha	410-411	Informant's State Required
Informant's Zip Code	9	Numeric	412-420	Informant's Zip Required
Informant's Phone	10	Numeric	421-430	Informant's Phone Number Not required. Populate with zeros if not available.
Employer's Name	32	Text	431-462	Name of employer providing group health insurance under which beneficiary is covered. Not required. Populate with spaces if not available.
Employer's Address 1	32	Text	463-494	Employer's Address 1 providing group health insurance under which beneficiary is covered. Not required. Populate with spaces if not available.
Employer's Address 2	32	Text	495-526	Employer's Address 2 providing group health insurance under which beneficiary is covered. Not required. Populate with spaces if not available.
Employer's City	15	Text	527-541	Employer's City providing group health insurance under which beneficiary is covered. Not required. Populate with spaces if not available.
Employer's State	2	Alpha	542-543	Employer's State providing group health insurance under which beneficiary is covered. Not required. Populate with spaces if not available.
Employer's ZIP Code	9	Numeric	544-552	Employer's Zip Code providing group health insurance under which beneficiary is covered. Not required. Populate with spaces if not available.

Data Field	Length	Type	Displacement	Description
Employer's Phone	10	Numeric	553-562	Employer's Phone Number providing group health insurance under which beneficiary is covered. Not required. Populate with spaces if not available.
Employer EIN	18	Text	563-580	Employer's Identification Number (EIN) providing group health insurance under which the beneficiary is covered. Not required. Populate with spaces if not available.
Employee No	12	Text	581-592	Policyholder's Employee Number Not required. Populate with spaces if not available.
Person Code	3	Numeric	593-595	Person Code. Plan specific (Relationship assigned plan administrator at the plan level) Valid values are: 001 = Self 002 = Spouse 003 = Other Required only for Supplemental Drug Coverage records. If not Supplemental Drug Coverage record, populate with spaces.
Sup Type	1	Alpha-Numeric	596	Supplemental Drug Type Valid values are: L = Supplemental M = Medigap N = Non-qualified SPAP O = Other P = PAP R = Charity T = Federal Government Programs 3 = Major Medical Required if Record Type = 'SUP'. Otherwise not required, populate with spaces.

Data Field	Length	Type	Displacement	Description
MSP Type	1	Alpha-Numeric	597	<p>Medicare Secondary Payer Type</p> <p>Valid values are:</p> <ul style="list-style-type: none"> A Working Aged B ESRD C Conditional payment D Automobile Insurance - No-fault E Workers' Compensation F Federal (public) G Disabled H Black Lung W Workers' Compensation Set-Aside <p>Required if Record Type of Primary 'PRI' is selected. Populate with spaces if not available.</p>
Type	1	Alpha-Numeric	598	<p>Prescription Drug Coverage Type</p> <p>Valid values are:</p> <ul style="list-style-type: none"> U = Drug network V = Drug non-network Z = Health account (such as a flexible spending account provided by other party to pay prescription drug costs or premiums) <p>Not required. Populate with spaces if not available.</p>
Rec Type	3	Alpha-Numeric	599-601	<p>Prescription Drug Coverage Type of Insurance</p> <p>Valid values are:</p> <ul style="list-style-type: none"> PRI = Primary SUP = Supplemental <p>Not required. If Sup Type is populated and this field is blank, SUP will be assumed. Populate with spaces if not available.</p>

Data Field	Length	Type	Displacement	Description
Insurer's name	32	Text	602-633	<p>Name of insurer providing Supplemental Prescription Drug Insurance under which beneficiary is covered.</p> <p>If Insurer's Name contains any of the following values it is an error:</p> <ul style="list-style-type: none"> NO NONE N/A HCFA ATTORNEY UNK MIS CMS NA UNKNOWN <p>If Insurer's name contains only one of the following values it is an error:</p> <ul style="list-style-type: none"> BC BS BX BCBX Medicare BLUE CROSS COB <p>Required</p>
Insurer's Address 1	32	Text	634-665	<p>Address 1 of insurer providing Supplemental Prescription Drug Insurance under which beneficiary is covered.</p> <p>Not required. Populate with spaces if not available.</p>
Insurer's Address 2	32	Text	666-697	<p>Address 2 of insurer providing Supplemental Prescription Drug Insurance under which beneficiary is covered.</p> <p>Not required. Populate with spaces if not available.</p>
Insurer's City	15	Text	698-712	<p>City of insurer providing Supplemental Prescription Drug Insurance under which beneficiary is covered.</p> <p>Not required. Populate with spaces if not available.</p>

Data Field	Length	Type	Displacement	Description
Insurer's State	2	Alpha	713-714	State of insurer providing Supplemental Prescription Drug Insurance under which beneficiary is covered. Not required. Populate with spaces if not available.
Insurer's ZIP Code	9	Numeric	715-723	Zip Code of insurer providing Supplemental Prescription Drug Insurance under which beneficiary is covered. Not required. Populate with spaces if not available.
Drug Coverage Effective Date	8	Date	724-731	Effective Date of Supplemental Prescription Drug Coverage. Required
Term Date	8	Date	732-739	Termination Date of Supplemental Prescription Drug Coverage. Not Required. Populate with zeros if not available.
Policy Number	17	Text	740-756	Prescription Drug Policy Number Not required. Populate with spaces if not available.
RX BIN	6	Text	757-762	Prescription Drug BIN Number Required if TYPE = "U" Must be six numeric digits.
RX PCN	10	Text	763-772	Prescription Drug PCN Number Required if TYPE = "U" Populate with spaces if not available.
RX Group	15	Text	773-787	Prescription Drug Group Number Required if TYPE = "U" Populate with spaces if not available.
RX ID	20	Text	788-807	Prescription Drug ID Number Required if TYPE = "U" Populate with spaces if not available.
RX Phone	18	Text plus '(' and ')'	808-825	Prescription Drug Phone Number Not required. Populate with spaces if not available.
Filler	442	Filler	826-1267	Unused Field – fill with spaces

Prescription Drug Inquiry Response Header Record

Table G-19: Prescription Drug Inquiry Response Header Record Layout

Data Field	Length	Type	Displacement	Error Code if Invalid Data
Header Indicator	2	Alpha-Numeric	1-2	HE01
PDP ID	4	Numeric	3-6	HE02
Contractor Number	5	Alpha-Numeric	7-11	HE03
File Type	3	Alpha	12-14	HE04.
File Date	8	Date	15-22	HE05.
Submitter Type	1	Alpha-Numeric	23	HE06
Filler	1244	Filler	24-1267	Unused Field – fill with spaces
Error Code 1	4	Alpha	1268-1271	Error code describing reason why file was rejected.
Error Code 2	4	Alpha	1272-1275	Error code describing reason why file was rejected.
Error Code 3	4	Alpha	1276-1279	Error code describing reason why file was rejected.
Error Code 4	4	Alpha	1280-1283	Error code describing reason why file was rejected.

Prescription Drug Inquiry Response Detail Record

Table G-20: Prescription Drug Inquiry Response Detail Record Layout

Data Field	Length	Type	Displacement	Error Code if Invalid Data
Transaction type	4	Alpha	1 – 4	PE00
Contractor Number	5	Alpha-Numeric	5-9	PE01
DCN	15	Text	10-24	PE02
Tran Type Code	1	Alpha	25	PE03
Trans Seq No	3	Numeric	26-28	PE04
Tran Stat Cd	2	Alpha	29-30	None. Will contain status code returned from ECRS.
Tran Reason Cd	2	Numeric	31-32	None. Will contain reason code returned from ECRS.
Trans Source Cd	4	Alpha	33-36	PE05
Update Operator ID	8	Alpha-Numeric	37-44	PE06
Contractor Name	25	Text	45-69	PE07
Contractor Phone	10	Numeric	70-79	PE08
HIC Number	12	Alpha-Numeric	80-91	PE09
Beneficiary’s Social Security Number	9	Numeric	92-100	PE10
Beneficiary’s Date of Birth	8	Date	101-108	PE11
Beneficiary’s Sex Code	1	Alpha	109	None
Beneficiary’s First Name	15	Text	110-124	PE12
Beneficiary’s Initial	1	Alpha	125	PE13
Beneficiary’s Last Name	24	Text	126-149	PE14
Patient Relationship	2	Character	150-151	PE0J
Check Date	8	Numeric	152-159	PE98
Check Amount	15	Alpha	160-174	PE99
Check Number	15	Alpha	175-189	PE0A
Beneficiary’s Address 1	32	Text	190-221	PE15
Beneficiary’s Address 2	32	Text	222-253	PE16

Data Field	Length	Type	Displacement	Error Code if Invalid Data
Beneficiary's City	15	Text	254-268	PE17
Beneficiary's State	2	Alpha	269-270	PE18
Beneficiary's Zip Code	9	Numeric	271-279	PE19
Beneficiary's Phone	10	Numeric	280-289	PE20
Informant's First Name	15	Text	290-304	PE21
Informant's Middle Initial	1	Alpha	305	PE22
Informant's Last Name	24	Text	306-329	PE23
Informant's Relationship Code	1	Alpha	330	None
Informant's Address 1	32	Text	331-362	PE24
Informant's Address 2	32	Text	363-394	PE25
Informant's City	15	Text	395-409	PE26
Informant's State	2	Alpha	410-411	PE27
Informant's Zip Code	9	Numeric	412-420	PE28
Informant's Phone	10	Numeric	421-430	PE29
Employer's Name	32	Text	431-462	PE30
Employer's Address 1	32	Text	463-494	PE31
Employer's Address 2	32	Text	495-526	PE32
Employer's City	15	Text	527-541	PE33
Employer's State	2	Alpha	542-543	PE34
Employer's ZIP Code	9	Numeric	544-552	PE35
Employer's Phone	10	Numeric	553-562	PE36
Employer EIN	18	Text	563-580	PE37
Employee No	12	Text	581-592	PE38
Person Code	3	Numeric	593-595	PE0K
Sup Type	1	Alpha-Numeric	596	PE0P
MSP Type	1	Alpha-Numeric	597	PE39
Type	1	Alpha-Numeric	598	PE40
Rec Type	3	Alpha-Numeric	599-601	PE41
Insurer's name	32	Text	602-633	PE42
Insurer's Address 1	32	Text	634-665	PE43

Data Field	Length	Type	Displacement	Error Code if Invalid Data
Insurer's Address 2	32	Text	666-697	PE44
Insurer's City	15	Text	698-712	PE45
Insurer's State	2	Alpha	713-714	PE46
Insurer's ZIP Code	9	Numeric	715-723	PE47
Effective Date	8	Date	724-731	PE48
Term Date	8	Date	732-739	PE0G
Policy Number	17	Text	740-756	PE49
RX BIN	6	Text	757-762	PE50
RX PCN	10	Text	763-772	PE51
RX Group	15	Text	773-787	PE52
RX ID	20	Text	788-807	PE53
RX Phone	18	Text plus '(' and ')'	808-825	PE54
Filler	442	Filler	826-1267	Unused Field – fill with spaces
Error Code 1	4	Alpha-Numeric	1268-1271	Error code describing reason why file was rejected.
Error Code 2	4	Alpha-Numeric	1272-1275	Error code describing reason why file was rejected.
Error Code 3	4	Alpha-Numeric	1276-1279	Error code describing reason why file was rejected.
Error Code 4	4	Alpha-Numeric	1280-1283	Error code describing reason why file was rejected.

Appendix H: Error Codes

Table H-1: Header Record Errors

Error Code	Description
HE01	Invalid Header Indicator (Not = 'H0')
HE02	Invalid Plan Id
HE03	Invalid Contractor Number
HE04	Invalid File Type
HE05	Invalid File Date
HE06	Invalid Submitter Type

Table H-2: Trailer Record Errors

Error Code	Description
TE01	Invalid Trailer Indicator (Not = 'T0')
TE02	Invalid Plan ID
TE03	Contractor Number
TE04	Invalid File Type
TE05	Invalid File Date
TE06	Invalid Record Count

Table H-3: Detail Record and File Structure Errors

Error Code	Description
DE01	Invalid Character
FS01	Invalid File Structure
FS02	Invalid Record Length

Table H-4: Response Record Errors

Error Code	Description
PE00	Invalid Transaction Type entered (Not = 'ECRS')
PE01	Invalid Contractor Number entered
PE02	Invalid DCN Number
PE03	Invalid Transaction Type Code

Error Code	Description
PE04	Invalid Transaction Sequence Number
PE05	Invalid Trans Source Code
PE06	Invalid Update Operator Id
PE07	Invalid Contractor Name
PE08	Invalid Contractor Phone Number
PE09	Invalid HIC Number
PE10	Invalid Beneficiary's Social Security Number
PE11	Invalid Beneficiary's Date of Birth
PE12	Invalid Beneficiary's First Name
PE13	Invalid Beneficiary's Middle Initial
PE14	Invalid Beneficiary's Last Name
PE15	Invalid Beneficiary's Address 1
PE16	Invalid Beneficiary's Address 2
PE17	Invalid Beneficiary's City
PE18	Invalid Beneficiary's State
PE19	Invalid Beneficiary's Zip Code
PE20	Invalid Beneficiary's Phone Number
PE21	Invalid Informant's First Name
PE22	Invalid Informant's Middle Initial
PE23	Invalid Informant's Last Name
PE24	Invalid Informant's Address 1
PE25	Invalid Informant's Address 2
PE26	Invalid Informant's City
PE27	Invalid Informant's State
PE28	Invalid Informant's Zip Code
PE29	Invalid Informant's Phone Number
PE30	Invalid Employer's Name
PE31	Invalid Employer's Address 1
PE32	Invalid Employer's Address 2
PE33	Invalid Employer's City
PE34	Invalid Employer's State
PE35	Invalid Employer's Zip
PE36	Invalid Employer's Phone Number
PE37	Invalid Employer's EIN

Error Code	Description
PE38	Invalid Employee Number
PE39	Invalid MSP Type
PE40	Invalid Type
PE41	Invalid Record Type
PE42	Invalid Insurer's Name
PE43	Invalid Insurer's Address 1
PE44	Invalid Insurer's Address 2
PE45	Invalid Insurer's City
PE46	Invalid Insurer's State
PE47	Invalid Insurer's Zip
PE48	Invalid Effective Date
PE49	Invalid Policy Number
PE50	Invalid Rx BIN
PE51	Invalid Rx PCN
PE52	Invalid Rx Group
PE53	Invalid Rx ID
PE54	Invalid Rx Phone
PE55	Invalid Comment ID
PE56	Invalid COB Comment
PE57	Invalid COB Comment ID
PE58	Invalid Subscriber's First Name
PE59	Invalid Subscriber's Middle Initial
PE60	Invalid Subscriber's Last Name
PE61	Invalid Activity Code
PE62	Invalid Insurer Group Number
PE63	Invalid Insurer Policy Number
PE64	Invalid First Development
PE65	Invalid Second Development
PE66	Invalid Response
PE67	Invalid MSP Effective Date
PE68	Invalid MSP Term Date
PE69	Invalid Diagnosis Code 1
PE70	Invalid Diagnosis Code 2
PE71	Invalid Diagnosis Code 3

Error Code	Description
PE72	Invalid Diagnosis Code 4
PE73	Invalid Diagnosis Code 5
PE74	Invalid Trans Comments
PE75	Invalid Illness/Injury Date
PE76	Invalid Illness/Injury Description
PE77	Invalid Representative Name
PE78	Invalid Representative Address 1
PE79	Invalid Representative Address 2
PE80	Invalid Representative City
PE81	Invalid Representative State
PE82	Invalid Representative Zip
PE83	Invalid Representative Type
PE84	Invalid Dialysis Train Date
PE85	Invalid Black Lung Indicator
PE86	Invalid Black Lung Effective Date
PE87	Invalid MSP AUX Number
PE88	Invalid MSP Accretion Date
PE89	Invalid Remarks Code 1
PE90	Invalid Remarks Code 2
PE91	Invalid Remarks Code 3
PE92	Invalid Trans Action Code 1
PE93	Invalid Trans Action Code 2
PE94	Invalid Trans Action Code 3
PE95	Invalid Trans Action Code 4
PE96	Invalid Originating Contractor
PE97	Invalid PHP Date
PE98	Invalid Check Date
PE99	Invalid Check Amount
PE0A	Invalid Check Number
PE0B	Invalid Insurer's Phone Number
PE0C	Invalid Develop To
PE0D	Invalid Change Lead To
PE0E	Invalid CMS Grouping Code
PE0F	RXBIN Cannot Be Spaces When Coverage Type is "U".

Error Code	Description
PE0G	Invalid Term Date
PE0H	Patient relationship required for coverage type of U
PE0I	Insurance type required for coverage type of U.
PE0J	Invalid Patient relationship for the associated MSP Type Type A Valid Relationship Codes 01, 02 Type B Valid Relationship Codes 01, 02, 03, 04, 05, 18, 20 Type G Valid Relationship Codes 01, 02, 03, 04, 05, 18, 20
PE0K	Invalid or Missing Person Code
PE0L	Invalid New Effective Date
PE0M	Invalid New Insurer Type
PE0N	Invalid New MSP Type
PE0O	Invalid New Patient Relationship
PE0P	Add/Update of Supplemental Type Q and S is not allowed
PE0Q	Invalid Insurance Type. MSP Inquiry submitted with an Insurance Type other than "A", "J", "K". "R", "S" or blank.
PE1A	Invalid Diagnosis Code 1 ICD Indicator
PE69	Invalid Diagnosis Code 1
PE1B	Invalid Diagnosis Code 2 ICD Indicator
PE70	Invalid Diagnosis Code 2
PE1C	Invalid Diagnosis Code 3 ICD Indicator
PE71	Invalid Diagnosis Code 3
PE1D	Invalid Diagnosis Code 4 ICD Indicator
PE72	Invalid Diagnosis Code 4
PE1E	Invalid Diagnosis Code 5 ICD Indicator
PE73	Invalid Diagnosis Code 5
PE1F	Invalid Diagnosis Code 6 ICD Indicator
PE1G	Invalid Diagnosis Code 6
PE1H	Invalid Diagnosis Code 7 ICD Indicator
PE1I	Invalid Diagnosis Code 7
PE1J	Invalid Diagnosis Code 8 ICD Indicator
PE1K	Invalid Diagnosis Code 8
PE1L	Invalid Diagnosis Code 9 ICD Indicator
PE1M	Invalid Diagnosis Code 9
PE1N	Invalid Diagnosis Code 10 ICD Indicator
PE1O	Invalid Diagnosis Code 10

Error Code	Description
PE1P	Invalid Diagnosis Code 11 ICD Indicator
PE1Q	Invalid Diagnosis Code11
PE1R	Invalid Diagnosis Code 12 ICD Indicator
PE1S	Invalid Diagnosis Code 12
PE1T	Invalid Diagnosis Code 13 ICD Indicator
PE1U	Invalid Diagnosis Code 13
PE1V	Invalid Diagnosis Code 14 ICD Indicator
PE1W	Invalid Diagnosis Code 14
PE1X	Invalid Diagnosis Code 15 ICD Indicator
PE1Y	Invalid Diagnosis Code 15
PE1Z	Invalid Diagnosis Code 16 ICD Indicator
PE2A	Invalid Diagnosis Code 16
PE2B	Invalid Diagnosis Code 17 ICD Indicator
PE2C	Invalid Diagnosis Code 17
PE2D	Invalid Diagnosis Code 18 ICD Indicator
PE2E	Invalid Diagnosis Code 18
PE2F	Invalid Diagnosis Code 19 ICD Indicator
PE2G	Invalid Diagnosis Code 19
PE2H	Invalid Diagnosis Code 20 ICD Indicator
PE2I	Invalid Diagnosis Code 20
RX02	Invalid Rx BIN
RX07	Medicare Beneficiary Not Enrolled in Part D
RX10	Medicare Record was Not Found to Delete
RX15	ACTION CODE IS 'CX' AND GROUP, BIN AND PCN ARE SPACES
RX16	ACTION CODE IS 'AP' AND GROUP AND POLICY NUMBER ARE SPACES
RX17	RECORD TYPE IS SUPPLEMENTAL AND SUPPLEMENTAL TYPE IS SPACES

Appendix I: Frequently Asked Questions (FAQs)

Table I-1: Am I Using the Correct Option?

Main Menu	Request/Inquiry Type	Use this Request/Inquiry to:
Create Requests or Inquiries	CWF Assistance Request	Add a new Assistance Request for changes to existing CWF MSP auxiliary occurrences.
Create Requests or Inquiries	MSP Inquiry	Add a new Inquiry about a new or possible MSP situation not yet documented at CWF.
Create Requests or Inquiries	Prescription Drug Assistance Request	Add a new Assistance Request for Part D information.
Create Requests or Inquiries	Prescription Drug Inquiry	Add a new Inquiry about a possible Prescription Drug situation not yet documented at MBD.
Search for Requests or Inquiries	CWF Assistance Request	<ul style="list-style-type: none"> • View a list of all CWF Assistance Requests submitted by the contractor • Check the progress of a CWF Assistance Request transaction • Delete CWF Assistance Requests that have not been processed by the COB. • View summary detail for a selected CWF Assistance Request transaction.
Search for Requests or Inquiries	MSP Inquiries	<ul style="list-style-type: none"> • View a list of all MSP Inquiries submitted by the contractor • Check the progress of an MSP Inquiry transaction. • Delete MSP Inquiry requests that have not been processed by the COB. • View summary detail for a selected MSP Inquiry transaction.
Search for Requests or Inquiries	Prescription Drug Assistance Requests	<ul style="list-style-type: none"> • View a list of all Prescription Drug Assistance Requests submitted by the contractor • Check the progress of a Prescription Drug Assistance Request transaction • Delete Prescription Drug Assistance Requests that have not been processed by the COB. • View summary detail for a selected Prescription Drug Assistance Request transaction.

Main Menu	Request/Inquiry Type	Use this Request/Inquiry to:
Search for Requests or Inquiries	Prescription Drug Inquiries	<ul style="list-style-type: none"> View a list of all Prescription Drug Inquiries submitted by the contractor. Check the progress of a Prescription Drug Inquiry transaction. Delete Prescription Drug Inquiry requests that have not been processed by the COB. View summary detail for a selected Prescription Drug Inquiry transaction.
Reports	Contractor Workload Tracking	Review your contractor site’s workload (for Medicare contractors)
Reports	CMS Workload Tracking	Review contractor workloads (for CMS users)
Reports	Quality Assurance Surveillance Plan (QASP) Report	Review Inquiry, and Assistance request statistics (for CMS users)
Files	Upload File	Upload batch files for processing assistance requests and inquiries. <i>(Requires special user authority.)</i>
Files	Download Response File	Download responses to previously uploaded batch files, after transactions have been processed by COB. <i>(Requires special user authority.)</i>

I.1 General Issues

What are the operating hours for the ECRS Web application?

Attempts are made to have ECRS Web available at all times. However, certain portions of the application, such as HIMR, may only be available from 8 am until 5 pm EST. In addition, system maintenance is performed on Sundays, which also may affect availability.

Do all contractors see the same exact information on ECRS Web, or does it vary from state to state?

ECRS Web information is restricted by contractor number and access code. Contractors can view information associated with other contractors if they the necessary contractor number and access code, in addition to a valid HICN.

Can users print ECRS Web pages?

Yes, some pages can be printed by clicking the Print icon on that page.

I.2 Inquiry and Assistance Request Issues

Are completed MSP Inquiries, CWF Assistance Requests, Prescription Drug Assistance Requests, and Prescription Drug inquiries purged?

No, but there are origin date parameters on the Search pages that allow you to specify date ranges. The default, unless changed by the user, only shows transactions for the most recent 31 calendar days. You can search requests based on the following criteria:

- Contractor Number
- HICN
- SSN
- DCN
- Status
- Reason
- User ID
- Origin Date range

When searching by HICN, DCN, or SSN, Origin Date range is not required, and results include all contractors, not just your own.

Why can I only update or delete an Inquiry or Assistance Request while it is in NW (new) status?

When an inquiry or assistance request is initially submitted, it has to wait until the batch application processes in the evening before changes or inquiries are actually processed.

During the time that the transaction sits in wait, it is considered to be in NW status. It is only during this time that you can delete or update a transaction, because it has not yet been processed.

Does a contractor need to send three separate Assistance Requests to delete three auxiliary records for the same beneficiary?

Yes. When an assistance request is submitted with the Action Code of DO, the delete is automated within the system, so three separate requests must be submitted to assure all occurrences are deleted.

In the event a transaction is sent via ECRS Web through both an Assistance Request and an Inquiry option, does ECRS have an edit in place that will find these duplicate records?

ECRS Web does not have an edit in place to detect this potential duplicate situation. However, an MSP Inquiry will reject with a reason code 87 when a duplicate record is present on the Case Coverage Database.

If a contractor has multiple contractor numbers, can they choose one to use consistently for Inquiries and Assistance Request transactions?

Yes. You can use whatever contractor number is best for your work process.

Can contractors delete an Inquiry once it has been entered and is later found to contain an error?

Medicare contractors can delete an inquiry if they discover the error on the same day and the inquiry is in NW status. If the error is discovered after the inquiry has been processed, the contractor can submit a CWF Assistance Request (for MSP Inquiries), or a Prescription Drug Assistance Request (for Prescription drug Inquiries), or notify the BCRC.

What action code should contractors use when they receive information regarding a termination date for a 77777 or 11102 record that is more than six months from the date of accretion?

Select [**CWF Assistance Request**] under the heading Create Requests and Inquiries, from the Main Menu. On the Action Requested page, use ACTION TD, and enter the Termination Date on the CWF Auxiliary Record Data page.

Does the Benefits Coordination & Recovery Center view the Comments fields on the Assistance Request Detail pages and the MSP Inquiry Detail page?

On the Assistance Request Detail pages, the BCRC views the comments as necessary for each ECRS type as described on page 40. On the MSP Inquiry Detail page, the Comments field has been removed and replaced with additional Action and Reason codes.

Appendix J: Excluded Diagnosis Codes for No-Fault Plan Type D

Table J-1: Excluded ICD-9 Diagnosis Codes for No-Fault Plan Insurance Type D

DX Code	Excluded ICD-9 Diagnosis Codes for No-Fault Plan Insurance Type Only (Plan Insurance Type = "D")
244	Postsurgical hypothyroidism
244.1	Other postablative hypothyroidism
244.2	Iodine hypothyroidism
244.3	Other iatrogenic hypothyroidism
244.8	Other specified acquired hypothyroidism
244.9	Unspecified acquired hypothyroidism
250	Diabetes mellitus without mention of complication, type II or unspecified type, not stated as uncontrolled
250.01	Diabetes mellitus without mention of complication, type I [juvenile type], not stated as uncontrolled
250.02	Diabetes mellitus without mention of complication, type II or unspecified type, uncontrolled
250.03	Diabetes mellitus without mention of complication, type I [juvenile type], uncontrolled
250.1	Diabetes with ketoacidosis, type II or unspecified type, not stated as uncontrolled
250.11	Diabetes with ketoacidosis, type I [juvenile type], not stated as uncontrolled
250.12	Diabetes with ketoacidosis, type II or unspecified type, uncontrolled
250.13	Diabetes with ketoacidosis, type I [juvenile type], uncontrolled
250.2	Diabetes with hyperosmolarity, type II or unspecified type, not stated as uncontrolled
250.21	Diabetes with hyperosmolarity, type I [juvenile type], not stated as uncontrolled
250.22	Diabetes with hyperosmolarity, type II or unspecified type, uncontrolled
250.23	Diabetes with hyperosmolarity, type I [juvenile type], uncontrolled
250.3	Diabetes with other coma, type II or unspecified type, not stated as uncontrolled
250.31	Diabetes with other coma, type I [juvenile type], not stated as uncontrolled
250.32	Diabetes with other coma, type II or unspecified type, uncontrolled
250.33	Diabetes with other coma, type II or unspecified type, uncontrolled
250.4	Diabetes with renal manifestations, type II or unspecified type, not stated as uncontrolled
250.41	Diabetes with renal manifestations, type I [juvenile type], not stated as uncontrolled
250.42	Diabetes with renal manifestations, type II or unspecified type, uncontrolled
250.43	Diabetes with renal manifestations, type I [juvenile type], uncontrolled
250.5	Diabetes with ophthalmic manifestations, type II or unspecified type, not stated as uncontrolled
250.51	Diabetes with ophthalmic manifestations, type I [juvenile type], not stated as uncontrolled

DX Code	Excluded ICD-9 Diagnosis Codes for No-Fault Plan Insurance Type Only (Plan Insurance Type = “D”)
250.52	Diabetes with ophthalmic manifestations, type II or unspecified type, uncontrolled
250.53	Diabetes with ophthalmic manifestations, type I [juvenile type], uncontrolled
250.6	Diabetes with neurological manifestations, type II or unspecified type, not stated as uncontrolled
250.61	Diabetes with neurological manifestations, type I [juvenile type], not stated as uncontrolled
250.62	Diabetes with neurological manifestations, type II or unspecified type, uncontrolled
250.63	Diabetes with neurological manifestations, type I [juvenile type], uncontrolled
250.7	Diabetes with peripheral circulatory disorders, type II or unspecified type, not stated as uncontrolled
250.71	Diabetes with peripheral circulatory disorders, type I [juvenile type], not stated as uncontrolled
250.72	Diabetes with peripheral circulatory disorders, type II or unspecified type, uncontrolled
250.73	Diabetes with peripheral circulatory disorders, type I [juvenile type], uncontrolled
250.8	Diabetes with other specified manifestations, type II or unspecified type, not stated as uncontrolled
250.81	Diabetes with other specified manifestations, type I [juvenile type], not stated as uncontrolled
250.82	Diabetes with other specified manifestations, type II or unspecified type, uncontrolled
250.83	Diabetes with other specified manifestations, type I [juvenile type], uncontrolled
250.9	Diabetes with unspecified complication, type II or unspecified type, not stated as uncontrolled
250.91	Diabetes with unspecified complication, type I [juvenile type], not stated as uncontrolled
250.92	Diabetes with unspecified complication, type II or unspecified type, uncontrolled
250.93	Diabetes with unspecified complication, type I [juvenile type], uncontrolled
272	Pure hypercholesterolemia
272.1	Pure hyperglyceridemia
272.2	Mixed hyperlipidemia
272.3	Hyperchylomicronemia
272.4	Other and unspecified hyperlipidemia
272.5	Lipoprotein deficiencies
272.6	Lipodystrophy
272.7	Lipidoses
272.8	Other disorders of lipid metabolism
272.9	Unspecified disorder of lipid metabolism
285	Sideroblastic anemia
285.1	Acute posthemorrhagic anemia
285.21	Anemia in chronic kidney disease
285.22	Anemia in neoplastic disease
285.29	Anemia of other chronic disease

DX Code	Excluded ICD-9 Diagnosis Codes for No-Fault Plan Insurance Type Only (Plan Insurance Type = "D")
285.3	Antineoplastic chemotherapy induced anemia
285.8	Other specified anemias
285.9	Anemia, unspecified
300	Anxiety state, unspecified
300.01	Panic disorder without agoraphobia
300.02	Generalized anxiety disorder
300.09	Other anxiety states
300.1	Hysteria, unspecified
300.11	Conversion disorder
300.12	Dissociative amnesia
300.13	Dissociative fugue
300.14	Dissociative identity disorder
300.15	Dissociative disorder or reaction, unspecified
300.16	Factitious disorder with predominantly psychological signs and symptoms
300.19	Other and unspecified factitious illness
300.2	Phobia, unspecified
300.21	Agoraphobia with panic disorder
300.22	Agoraphobia without mention of panic attacks
300.23	Social phobia
300.29	Other isolated or specific phobias
300.3	Obsessive-compulsive disorders
300.4	Dysthymic disorder
300.5	Neurasthenia
300.6	Depersonalization disorder
300.7	Hypochondriasis
300.81	Somatization disorder
300.82	Undifferentiated somatoform disorder
300.89	Other somatoform disorders
300.9	Unspecified nonpsychotic mental disorder
305.1	Tobacco use disorder
401.9	Unspecified essential hypertension
403	Hypertensive chronic kidney disease, malignant, with chronic kidney disease stage I through stage IV, or unspecified

DX Code	Excluded ICD-9 Diagnosis Codes for No-Fault Plan Insurance Type Only (Plan Insurance Type = “D”)
403.01	Hypertensive chronic kidney disease, malignant, with chronic kidney disease stage V or end stage renal disease
403.1	Hypertensive chronic kidney disease, benign, with chronic kidney disease stage I through stage IV, or unspecified
403.11	Hypertensive chronic kidney disease, benign, with chronic kidney disease stage V or end stage renal disease
403.9	Hypertensive chronic kidney disease, unspecified, with chronic kidney disease stage I through stage IV, or unspecified
403.91	Hypertensive chronic kidney disease, unspecified, with chronic kidney disease stage V or end stage renal disease
414	Coronary atherosclerosis of unspecified type of vessel, native or graft
414.01	Coronary atherosclerosis of native coronary artery
414.02	Coronary atherosclerosis of autologous vein bypass graft
414.03	Coronary atherosclerosis of nonautologous biological bypass graft
414.04	Coronary atherosclerosis of artery bypass graft
414.05	Coronary atherosclerosis of unspecified bypass graft
414.06	Coronary atherosclerosis of native coronary artery of transplanted heart
414.07	Coronary atherosclerosis of bypass graft (artery) (vein) of transplanted heart
414.1	Aneurysm of heart (wall)
414.11	Aneurysm of coronary vessels
414.12	Dissection of coronary artery
414.19	Other aneurysm of heart
414.2	Chronic total occlusion of coronary artery
414.3	Coronary atherosclerosis due to lipid rich plaque
414.4	Coronary atherosclerosis due to calcified coronary lesion
414.8	Other specified forms of chronic ischemic heart disease
414.9	Chronic ischemic heart disease, unspecified
427.3	Atrial fibrillation
427.32	Atrial flutter
486	Pneumonia, organism unspecified
530.81	Esophageal reflux
530.82	Esophageal hemorrhage
530.83	Esophageal leukoplakia
530.84	Tracheoesophageal fistula
530.85	Barrett's esophagus

DX Code	Excluded ICD-9 Diagnosis Codes for No-Fault Plan Insurance Type Only (Plan Insurance Type = “D”)
530.86	Infection of esophagostomy
530.87	Mechanical complication of esophagostomy
530.89	Other specified disorders of esophagus
584.5	Acute kidney failure with lesion of tubular necrosis
584.6	Acute kidney failure with lesion of renal cortical necrosis
584.7	Acute kidney failure with lesion of renal medullary [papillary] necrosis
584.8	Acute kidney failure with other specified pathological lesion in kidney
584.9	Acute kidney failure, unspecified
585.1	Chronic kidney disease, Stage I
585.2	Chronic kidney disease, Stage II (mild)
585.3	Chronic kidney disease, Stage III (moderate)
585.4	Chronic kidney disease, Stage IV (severe)
585.5	Chronic kidney disease, Stage V
585.6	End stage renal disease
585.9	Chronic kidney disease, unspecified
599.0	Urinary tract infection, site not specified
599.1	Urinary tract infection, site not specified
599.2	Urethral diverticulum
599.3	Urethral caruncle
599.4	Urethral false passage
599.5	Prolapsed urethral mucosa
599.60	Urinary obstruction, unspecified
599.69	Urinary obstruction, not elsewhere classified
599.7	Hematuria
599.70	Hematuria, unspecified
599.71	Gross hematuria
599.72	Microscopic hematuria
599.81	Urethral hypermobility
599.82	Intrinsic (urethral) sphincter deficiency [ISD]
599.83	Urethral instability
599.84	Other specified disorders of urethra
599.89	Other specified disorders of urinary tract
599.9	Unspecified disorder of urethra and urinary tract

DX Code	Excluded ICD-9 Diagnosis Codes for No-Fault Plan Insurance Type Only (Plan Insurance Type = “D”)
784.0	Headache
799.9	Other unknown and unspecified cause of morbidity and mortality
3001	Hysteria
3002	Phobic Disorders
3008	Other Neurotic Disorders
4039	Unspecified Hypertensive Renal Disease
5996	Urinary Obstruction, Unspecified
5998	Other Specified Disorder of Urethra and Urinary Tract

Table J-2: Excluded ICD-10 Diagnosis Codes for No-Fault Plan Insurance Type D

DX Code	Excluded ICD-10 Diagnosis Codes for No-Fault Plan Insurance Type Only (Plan Insurance Type = “D”)
D62	Acute posthemorrhagic anemia
D63.0	Anemia in neoplastic disease
D63.1	Anemia in chronic kidney disease
D63.8	Anemia in other chronic diseases classified elsewhere
D64.0	Hereditary sideroblastic anemia
D64.1	Secondary sideroblastic anemia due to disease
D64.2	Secondary sideroblastic anemia due to drugs and toxins
D64.3	Other sideroblastic anemias
D64.4	Congenital dyserythropoietic anemia
D64.81	Anemia due to antineoplastic chemotherapy
D64.89	Other specified anemias
D64.9	Anemia, unspecified
E01.8	Other iodine-deficiency related thyroid disorders and allied conditions
E02	Subclinical iodine-deficiency hypothyroidism
E03.2	Hypothyroidism due to medicaments and other exogenous substances
E03.3	Postinfectious hypothyroidism
E03.8	Other specified hypothyroidism
E03.9	Hypothyroidism, unspecified
E10.10	Type 1 diabetes mellitus with ketoacidosis without coma
E10.11	Type 1 diabetes mellitus with ketoacidosis with coma
E10.22	Type 1 diabetes mellitus with diabetic chronic kidney disease
E10.29	Type 1 diabetes mellitus with other diabetic kidney complication

DX Code	Excluded ICD-10 Diagnosis Codes for No-Fault Plan Insurance Type Only (Plan Insurance Type = “D”)
E10.311	Type 1 diabetes mellitus with unspecified diabetic retinopathy with macular edema
E10.319	Type 1 diabetes mellitus with unspecified diabetic retinopathy without macular edema
E10.321	Type 1 diabetes mellitus with mild nonproliferative diabetic retinopathy with macular edema
E10.329	Type 1 diabetes mellitus with mild nonproliferative diabetic retinopathy without macular edema
E10.331	Type 1 diabetes mellitus with moderate nonproliferative diabetic retinopathy with macular edema
E10.339	Type 1 diabetes mellitus with moderate nonproliferative diabetic retinopathy without macular edema
E10.341	Type 1 diabetes mellitus with severe nonproliferative diabetic retinopathy with macular edema
E10.349	Type 1 diabetes mellitus with severe nonproliferative diabetic retinopathy without macular edema
E10.351	Type 1 diabetes mellitus with proliferative diabetic retinopathy with macular edema
E10.359	Type 1 diabetes mellitus with proliferative diabetic retinopathy without macular edema
E10.36	Type 1 diabetes mellitus with diabetic cataract
E10.39	Type 1 diabetes mellitus with other diabetic ophthalmic complication
E10.40	Type 1 diabetes mellitus with diabetic neuropathy, unspecified
E10.41	Type 1 diabetes mellitus with diabetic mononeuropathy
E10.42	Type 1 diabetes mellitus with diabetic polyneuropathy
E10.43	Type 1 diabetes mellitus with diabetic autonomic (poly)neuropathy
E10.44	Type 1 diabetes mellitus with diabetic amyotrophy
E10.49	Type 1 diabetes mellitus with other diabetic neurological complication
E10.51	Type 1 diabetes mellitus with diabetic peripheral angiopathy without gangrene
E10.52	Type 1 diabetes mellitus with diabetic peripheral angiopathy with gangrene
E10.59	Type 1 diabetes mellitus with other circulatory complications
E10.610	Type 1 diabetes mellitus with diabetic neuropathic arthropathy
E10.618	Type 1 diabetes mellitus with other diabetic arthropathy
E10.620	Type 1 diabetes mellitus with diabetic dermatitis
E10.621	Type 1 diabetes mellitus with foot ulcer
E10.622	Type 1 diabetes mellitus with other skin ulcer
E10.628	Type 1 diabetes mellitus with other skin complications
E10.630	Type 1 diabetes mellitus with periodontal disease
E10.638	Type 1 diabetes mellitus with other oral complications
E10.641	Type 1 diabetes mellitus with hypoglycemia with coma
E10.649	Type 1 diabetes mellitus with hypoglycemia without coma
E10.65	Type 1 diabetes mellitus with hyperglycemia
E10.69	Type 1 diabetes mellitus with other specified complication

DX Code	Excluded ICD-10 Diagnosis Codes for No-Fault Plan Insurance Type Only (Plan Insurance Type = “D”)
E10.8	Type 1 diabetes mellitus with unspecified complications
E10.9	Type 1 diabetes mellitus without complications
E11.00	Type 2 diabetes mellitus with hyperosmolarity without nonketotic hyperglycemic-hyperosmolar coma (NKHHC)
E11.01	Type 2 diabetes mellitus with hyperosmolarity with coma
E11.21	Type 2 diabetes mellitus with diabetic nephropathy
E11.22	Type 2 diabetes mellitus with diabetic chronic kidney disease
E11.29	Type 2 diabetes mellitus with other diabetic kidney complication
E11.311	Type 2 diabetes mellitus with unspecified diabetic retinopathy with macular edema
E11.319	Type 2 diabetes mellitus with unspecified diabetic retinopathy without macular edema
E11.321	Type 2 diabetes mellitus with mild nonproliferative diabetic retinopathy with macular edema
E11.329	Type 2 diabetes mellitus with mild nonproliferative diabetic retinopathy without macular edema
E11.331	Type 2 diabetes mellitus with moderate nonproliferative diabetic retinopathy with macular edema
E11.339	Type 2 diabetes mellitus with moderate nonproliferative diabetic retinopathy without macular edema
E11.341	Type 2 diabetes mellitus with severe nonproliferative diabetic retinopathy with macular edema
E11.349	Type 2 diabetes mellitus with severe nonproliferative diabetic retinopathy without macular edema
E11.351	Type 2 diabetes mellitus with proliferative diabetic retinopathy with macular edema
E11.359	Type 2 diabetes mellitus with proliferative diabetic retinopathy without macular edema
E11.36	Type 2 diabetes mellitus with diabetic cataract
E11.39	Type 2 diabetes mellitus with other diabetic ophthalmic complication
E11.40	Type 2 diabetes mellitus with diabetic neuropathy, unspecified
E11.41	Type 2 diabetes mellitus with diabetic mononeuropathy
E11.42	Type 2 diabetes mellitus with diabetic polyneuropathy
E11.43	Type 2 diabetes mellitus with diabetic autonomic (poly) neuropathy
E11.44	Type 2 diabetes mellitus with diabetic amyotrophy
E11.49	Type 2 diabetes mellitus with other diabetic neurological complication
E11.51	Type 2 diabetes mellitus with diabetic peripheral angiopathy without gangrene
E11.52	Type 2 diabetes mellitus with diabetic peripheral angiopathy with gangrene
E11.59	Type 2 diabetes mellitus with other circulatory complications
E11.610	Type 2 diabetes mellitus with diabetic neuropathic arthropathy
E11.618	Type 2 diabetes mellitus with other diabetic arthropathy
E11.620	Type 2 diabetes mellitus with diabetic dermatitis
E11.621	Type 2 diabetes mellitus with foot ulcer
E11.622	Type 2 diabetes mellitus with other skin ulcer

DX Code	Excluded ICD-10 Diagnosis Codes for No-Fault Plan Insurance Type Only (Plan Insurance Type = “D”)
E11.628	Type 2 diabetes mellitus with other skin complications
E11.630	Type 2 diabetes mellitus with periodontal disease
E11.638	Type 2 diabetes mellitus with other oral complications
E11.641	Type 2 diabetes mellitus with hypoglycemia with coma
E11.649	Type 2 diabetes mellitus with hypoglycemia without coma
E11.65	Type 2 diabetes mellitus with hyperglycemia
E11.69	Type 2 diabetes mellitus with other specified complication
E11.8	Type 2 diabetes mellitus with unspecified complications
E11.9	Type 2 diabetes mellitus without complications
E13.00	Other specified diabetes mellitus with hyperosmolarity without nonketotic hyperglycemic-hyperosmolar coma (NKHHC)
E13.01	Other specified diabetes mellitus with hyperosmolarity with coma
E13.10	Other specified diabetes mellitus with ketoacidosis without coma
E13.11	Other specified diabetes mellitus with ketoacidosis with coma
E13.21	Other specified diabetes mellitus with diabetic nephropathy
E13.22	Other specified diabetes mellitus with diabetic chronic kidney disease
E13.29	Other specified diabetes mellitus with other diabetic kidney complication
E13.311	Other specified diabetes mellitus with unspecified diabetic retinopathy with macular edema
E13.319	Other specified diabetes mellitus with unspecified diabetic retinopathy without macular edema
E13.321	Other specified diabetes mellitus with mild nonproliferative diabetic retinopathy with macular edema
E13.329	Other specified diabetes mellitus with mild nonproliferative diabetic retinopathy without macular edema
E13.331	Other specified diabetes mellitus with moderate nonproliferative diabetic retinopathy with macular edema
E13.339	Other specified diabetes mellitus with moderate nonproliferative diabetic retinopathy without macular edema
E13.341	Other specified diabetes mellitus with severe nonproliferative diabetic retinopathy with macular edema
E13.349	Other specified diabetes mellitus with severe nonproliferative diabetic retinopathy without macular edema
E13.351	Other specified diabetes mellitus with proliferative diabetic retinopathy with macular edema
E13.359	Other specified diabetes mellitus with proliferative diabetic retinopathy without macular edema
E13.36	Other specified diabetes mellitus with diabetic cataract
E13.39	Other specified diabetes mellitus with other diabetic ophthalmic complication
E13.40	Other specified diabetes mellitus with diabetic neuropathy, unspecified
E13.41	Other specified diabetes mellitus with diabetic mononeuropathy
E13.42	Other specified diabetes mellitus with diabetic polyneuropathy
E13.43	Other specified diabetes mellitus with diabetic autonomic (poly)neuropathy

DX Code	Excluded ICD-10 Diagnosis Codes for No-Fault Plan Insurance Type Only (Plan Insurance Type = “D”)
E13.44	Other specified diabetes mellitus with diabetic amyotrophy
E13.49	Other specified diabetes mellitus with other diabetic neurological complication
E13.51	Other specified diabetes mellitus with diabetic peripheral angiopathy without gangrene
E13.52	Other specified diabetes mellitus with diabetic peripheral angiopathy with gangrene
E13.59	Other specified diabetes mellitus with other circulatory complications
E13.610	Other specified diabetes mellitus with diabetic neuropathic arthropathy
E13.618	Other specified diabetes mellitus with other diabetic arthropathy
E13.620	Other specified diabetes mellitus with diabetic dermatitis
E13.621	Other specified diabetes mellitus with foot ulcer
E13.622	Other specified diabetes mellitus with other skin ulcer
E13.628	Other specified diabetes mellitus with other skin complications
E13.630	Other specified diabetes mellitus with periodontal disease
E13.638	Other specified diabetes mellitus with other oral complications
E13.641	Other specified diabetes mellitus with hypoglycemia with coma
E13.649	Other specified diabetes mellitus with hypoglycemia without coma
E13.65	Other specified diabetes mellitus with hyperglycemia
E13.69	Other specified diabetes mellitus with other specified complication
E13.8	Other specified diabetes mellitus with unspecified complications
E13.9	Other specified diabetes mellitus without complications
E71.30	Disorder of fatty-acid metabolism, unspecified
E75.21	Fabry (-Anderson) disease
E75.22	Gaucher disease
E75.240	Niemann-Pick disease type A
E75.241	Niemann-Pick disease type B
E75.242	Niemann-Pick disease type C
E75.243	Niemann-Pick disease type D
E75.248	Other Niemann-Pick disease
E75.249	Niemann-Pick disease, unspecified
E75.3	Sphingolipidosis, unspecified
E75.5	Other lipid storage disorders
E75.6	Lipid storage disorder, unspecified
E77.0	Defects in post-translational modification of lysosomal enzymes
E77.1	Defects in glycoprotein degradation

DX Code	Excluded ICD-10 Diagnosis Codes for No-Fault Plan Insurance Type Only (Plan Insurance Type = “D”)
E77.8	Other disorders of glycoprotein metabolism
E77.9	Disorder of glycoprotein metabolism, unspecified
E78.0	Pure hypercholesterolemia
E78.1	Pure hyperglyceridemia
E78.2	Mixed hyperlipidemia
E78.3	Hyperchylomicronemia
E78.4	Other hyperlipidemia
E78.5	Hyperlipidemia, unspecified
E78.6	Lipoprotein deficiency
E78.70	Disorder of bile acid and cholesterol metabolism, unspecified
E78.79	Other disorders of bile acid and cholesterol metabolism
E78.81	Lipoid dermatoarthritis
E78.89	Other lipoprotein metabolism disorders
E78.9	Disorder of lipoprotein metabolism, unspecified
E88.1	Lipodystrophy, not elsewhere classified
E88.2	Lipomatosis, not elsewhere classified
E88.89	Other specified metabolic disorders
E89.0	Postprocedural hypothyroidism
F17.200	Nicotine dependence, unspecified, uncomplicated
F17.201	Nicotine dependence, unspecified, in remission
F17.210	Nicotine dependence, cigarettes, uncomplicated
F17.211	Nicotine dependence, cigarettes, in remission
F17.220	Nicotine dependence, chewing tobacco, uncomplicated
F17.221	Nicotine dependence, chewing tobacco, in remission
F17.290	Nicotine dependence, other tobacco product, uncomplicated
F17.291	Nicotine dependence, other tobacco product, in remission
F34.1	Dysthymic disorder
F40.00	Agoraphobia, unspecified
F40.01	Agoraphobia with panic disorder
F40.02	Agoraphobia without panic disorder
F40.10	Social phobia, unspecified
F40.11	Social phobia, generalized
F40.210	Arachnophobia

DX Code	Excluded ICD-10 Diagnosis Codes for No-Fault Plan Insurance Type Only (Plan Insurance Type = “D”)
F40.218	Other animal type phobia
F40.220	Fear of thunderstorms
F40.228	Other natural environment type phobia
F40.230	Fear of blood
F40.231	Fear of injections and transfusions
F40.232	Fear of other medical care
F40.233	Fear of injury
F40.240	Claustrophobia
F40.241	Acrophobia
F40.242	Fear of bridges
F40.243	Fear of flying
F40.248	Other situational type phobia
F40.290	Androphobia
F40.291	Gynephobia
F40.298	Other specified phobia
F40.8	Other phobic anxiety disorders
F40.9	Phobic anxiety disorder, unspecified
F41.0	Panic disorder [episodic paroxysmal anxiety] without agoraphobia
F41.1	Generalized anxiety disorder
F41.3	Other mixed anxiety disorders
F41.8	Other specified anxiety disorders
F41.9	Anxiety disorder, unspecified
F42	Obsessive-compulsive disorder
F44.0	Dissociative amnesia
F44.1	Dissociative fugue
F44.2	Dissociative stupor
F44.4	Conversion disorder with motor symptom or deficit
F44.5	Conversion disorder with seizures or convulsions
F44.6	Conversion disorder with sensory symptom or deficit
F44.7	Conversion disorder with mixed symptom presentation
F44.81	Dissociative identity disorder
F44.89	Other dissociative and conversion disorders
F44.9	Dissociative and conversion disorder, unspecified

DX Code	Excluded ICD-10 Diagnosis Codes for No-Fault Plan Insurance Type Only (Plan Insurance Type = "D")
F45.0	Somatization disorder
F45.1	Undifferentiated somatoform disorder
F45.20	Hypochondriacal disorder, unspecified
F45.21	Hypochondriasis
F45.22	Body dysmorphic disorder
F45.29	Other hypochondriacal disorders
F45.8	Other somatoform disorders
F45.9	Somatoform disorder, unspecified
F48.1	Depersonalization-derealization syndrome
F48.8	Other specified nonpsychotic mental disorders
F48.9	Nonpsychotic mental disorder, unspecified
F68.11	Factitious disorder with predominantly psychological signs and symptoms
F68.13	Factitious disorder with combined psychological and physical signs and symptoms
F68.8	Other specified disorders of adult personality and behavior
F99	Mental disorder, not otherwise specified
G44.1	Vascular headache, not elsewhere classified
I10	Essential (primary) hypertension
I12.0	Hypertensive chronic kidney disease with stage 5 chronic kidney disease or end stage renal disease
I12.9	Hypertensive chronic kidney disease with stage 1 through stage 4 chronic kidney disease, or unspecified chronic kidney disease
I25.10	Atherosclerotic heart disease of native coronary artery without angina pectoris
I25.110	Atherosclerotic heart disease of native coronary artery with unstable angina pectoris
I25.111	Atherosclerotic heart disease of native coronary artery with angina pectoris with documented spasm
I25.118	Atherosclerotic heart disease of native coronary artery with other forms of angina pectoris
I25.119	Atherosclerotic heart disease of native coronary artery with unspecified angina pectoris
I25.3	Aneurysm of heart
I25.41	Coronary artery aneurysm
I25.42	Coronary artery dissection
I25.5	Ischemic cardiomyopathy
I25.6	Silent myocardial ischemia
I25.700	Atherosclerosis of coronary artery bypass graft(s), unspecified, with unstable angina pectoris
I25.701	Atherosclerosis of coronary artery bypass graft(s), unspecified, with angina pectoris with documented spasm
I25.708	Atherosclerosis of coronary artery bypass graft(s), unspecified, with other forms of angina pectoris

DX Code	Excluded ICD-10 Diagnosis Codes for No-Fault Plan Insurance Type Only (Plan Insurance Type = “D”)
I25.709	Atherosclerosis of coronary artery bypass graft(s), unspecified, with unspecified angina pectoris
I25.710	Atherosclerosis of autologous vein coronary artery bypass graft(s) with unstable angina pectoris
I25.711	Atherosclerosis of autologous vein coronary artery bypass graft(s) with angina pectoris with documented spasm
I25.718	Atherosclerosis of autologous vein coronary artery bypass graft(s) with other forms of angina pectoris
I25.719	Atherosclerosis of autologous vein coronary artery bypass graft(s) with unspecified angina pectoris
I25.720	Atherosclerosis of autologous artery coronary artery bypass graft(s) with unstable angina pectoris
I25.721	Atherosclerosis of autologous artery coronary artery bypass graft(s) with angina pectoris with documented spasm
I25.728	Atherosclerosis of autologous artery coronary artery bypass graft(s) with other forms of angina pectoris
I25.729	Atherosclerosis of autologous artery coronary artery bypass graft(s) with unspecified angina pectoris
I25.730	Atherosclerosis of nonautologous biological coronary artery bypass graft(s) with unstable angina pectoris
I25.731	Atherosclerosis of nonautologous biological coronary artery bypass graft(s) with angina pectoris with documented spasm
I25.738	Atherosclerosis of nonautologous biological coronary artery bypass graft(s) with other forms of angina pectoris
I25.739	Atherosclerosis of nonautologous biological coronary artery bypass graft(s) with unspecified angina pectoris
I25.750	Atherosclerosis of native coronary artery of transplanted heart with unstable angina
I25.751	Atherosclerosis of native coronary artery of transplanted heart with angina pectoris with documented spasm
I25.758	Atherosclerosis of native coronary artery of transplanted heart with other forms of angina pectoris
I25.759	Atherosclerosis of native coronary artery of transplanted heart with unspecified angina pectoris
I25.760	Atherosclerosis of bypass graft of coronary artery of transplanted heart with unstable angina
I25.761	Atherosclerosis of bypass graft of coronary artery of transplanted heart with angina pectoris with documented spasm
I25.768	Atherosclerosis of bypass graft of coronary artery of transplanted heart with other forms of angina pectoris
I25.769	Atherosclerosis of bypass graft of coronary artery of transplanted heart with unspecified angina pectoris
I25.790	Atherosclerosis of other coronary artery bypass graft(s) with unstable angina pectoris
I25.791	Atherosclerosis of other coronary artery bypass graft(s) with angina pectoris with documented spasm
I25.798	Atherosclerosis of other coronary artery bypass graft(s) with other forms of angina pectoris
I25.799	Atherosclerosis of other coronary artery bypass graft(s) with unspecified angina pectoris
I25.810	Atherosclerosis of coronary artery bypass graft(s) without angina pectoris
I25.811	Atherosclerosis of native coronary artery of transplanted heart without angina pectoris
I25.812	Atherosclerosis of bypass graft of coronary artery of transplanted heart without angina pectoris

DX Code	Excluded ICD-10 Diagnosis Codes for No-Fault Plan Insurance Type Only (Plan Insurance Type = “D”)
I25.82	Chronic total occlusion of coronary artery
I25.83	Coronary atherosclerosis due to lipid rich plaque
I25.84	Coronary atherosclerosis due to calcified coronary lesion
I25.89	Other forms of chronic ischemic heart disease
I25.9	Chronic ischemic heart disease, unspecified
I48.0	Paroxysmal atrial fibrillation
I48.1	Persistent atrial fibrillation
I48.2	Chronic atrial fibrillation
I48.3	Typical atrial flutter
I48.4	Atypical atrial flutter
I48.91	Unspecified atrial fibrillation
I48.92	Unspecified atrial flutter
J18.8	Other pneumonia, unspecified organism
J18.9	Pneumonia, unspecified organism
J86.0	Pyothorax with fistula
K21.9	Gastro-esophageal reflux disease without esophagitis
K22.70	Barrett's esophagus without dysplasia
K22.710	Barrett's esophagus with low grade dysplasia
K22.711	Barrett's esophagus with high grade dysplasia
K22.719	Barrett's esophagus with dysplasia, unspecified
K23	Disorders of esophagus in diseases classified elsewhere
K94.30	Esophagostomy complications, unspecified
K94.31	Esophagostomy hemorrhage
K94.32	Esophagostomy infection
K94.33	Esophagostomy malfunction
K94.39	Other complications of esophagostomy
N13.9	Obstructive and reflux uropathy, unspecified
N17.0	Acute kidney failure with tubular necrosis
N17.1	Acute kidney failure with acute cortical necrosis
N17.2	Acute kidney failure with medullary necrosis
N17.8	Other acute kidney failure
N17.9	Acute kidney failure, unspecified
N18.1	Chronic kidney disease, stage 1

DX Code	Excluded ICD-10 Diagnosis Codes for No-Fault Plan Insurance Type Only (Plan Insurance Type = "D")
N18.2	Chronic kidney disease, stage 2 (mild)
N18.3	Chronic kidney disease, stage 3 (moderate)
N18.4	Chronic kidney disease, stage 4 (severe)
N18.5	Chronic kidney disease, stage 5
N18.6	End stage renal disease
N18.9	Chronic kidney disease, unspecified
N36.0	Urethral fistula
N36.1	Urethral diverticulum
N36.1	Urethral caruncle
N36.41	Hypermobility of urethra
N36.42	Intrinsic sphincter deficiency (ISD)
N36.43	Combined hypermobility of urethra and intrinsic sphincter deficiency
N36.5	Urethral false passage
N36.8	Other specified disorders of urethra
N36.9	Urethral disorder, unspecified
N39.0	Urinary tract infection, site not specified
N39.8	Other specified disorders of urinary system
N39.9	Disorder of urinary system, unspecified
R31.0	Gross hematuria
R31.1	Benign essential microscopic hematuria
R31.2	Other microscopic hematuria
R31.9	Hematuria, unspecified
R45.2	Unhappiness
R45.5	Hostility
R45.6	Violent behavior
R51	Headache
R69	Illness, unspecified
R99	Ill-defined and unknown cause of mortality

Appendix K: Acronyms

Table K-1: Acronyms

Term/Acronym	Definition
BCRC	Benefits Coordination & Recovery Center
CMS	Centers for Medicare & Medicaid Services
COB	Coordination of Benefits
CWF	Common Working File
DCN	Document Control Number
ECRS	Electronic Correspondence Referral System
EIDM	CMS Enterprise Identify Management
EIN	Employer Identification Number
GHI	Group Health Incorporated
HICN	Health Insurance Claim Number
HIMR	Health Insurance Master Record
HUSP	Health Utilization Secondary Payer
MBD	Medicare Beneficiary Database
MSP	Medicare Secondary Payer
RO	Regional Office
SSN	Social Security Number

Appendix L: Previous Version Updates

Version 5.5

CMS has established the Enterprise Identity Management (EIDM) web site to provide you with a way to obtain a single User ID that you can use to access one or more CMS applications. This new system replaces the previous CMS Individuals Authorized Access to CMS Computer Services (IACS).

ECRS is a system supported by EIDM. If you have never registered with IACS, or are a new user on the EIDM, you can start the registration process at the CMS Enterprise Portal: <https://portal.cms.gov>. Once registered, you can request access to the ECRS web site. Users who are currently registered with IACS have been transferred to the EIDM and do not need to register again. Use your current login ID and password to access ECRS. See Section 2.6.1.

Version 5.4

Reason Code 07 (Appendix E) Definition has been corrected to read: Auditor follow-up development in progress, used with IP status.

Version 5.3

- The date of implementation for the International Classification of Diseases 10th Revision (ICD-10) has been changed from 2014 to 2015.
- ECRS does not require the MSP Type field to be populated on the *MSP Information* page for all MSP Inquiry transactions.
- The Department of Health & Human Services has adopted a policy treating same-sex marriages on the same terms as opposite-sex marriages to the greatest extent reasonably possible. Any same-sex marriage legally entered into in a U.S. jurisdiction that recognizes the marriage - including one of the 50 states, the District of Columbia, or a U.S. territory -- or a foreign country, so long as that marriage would also be recognized by a U.S. jurisdiction, will be recognized. Consistent with this policy and the purpose of the MSP provisions, effective January 1, 2015, the rules below apply with respect to the term “spouse” under the MSP Working Aged provisions. This is true for both opposite-sex and same-sex marriages as described herein.
 - If an individual is entitled to Medicare as a spouse based upon the Social Security Administration’s rules, that individual is a “spouse” for purposes of the MSP Working Aged provisions.
 - If a marriage is valid in the jurisdiction in which it was performed as described herein, both parties to the marriage are “spouses” for purposes of the MSP Working Aged provisions.
 - Where an employer, insurer, third party administrator, GHP, or other plan sponsor has a broader or more inclusive definition of spouse for purposes of its GHP arrangement, it may (but is not required to) assume primary payment responsibility for the “spouse” in question. If such an individual is reported as a “spouse” pursuant to MMSEA Section 111, Medicare will pay accordingly and pursue recovery, as applicable.

Version 5.2

- Added two additional ECRS Reason Codes: 96 and 97 to provide more detail when ECRS requests are completed. See Appendix E.
- Added two Error Codes: FS01 and FS02, and removed Error Code DE02. See Appendix H.

Version 5.1

January Quarterly 2014

- With the implementation of the ECRS batch file layout changes for ICD-10 codes in Production, the layouts formerly identified as “Production” in Appendix G: File Layouts, have been removed. The layouts formerly identified as “Test” are now the baselines.

The impacted file layouts include the following: CWF Assistance Request Detail Record, CWF Assistance Request Response Record, MSP Inquiry Detail Record, and MSP Inquiry Response Detail Record.

- Some ICD-9 and ICD-10 diagnosis codes cannot be submitted when the MSP record type is “D-Automobile Insurance, No Fault.” If you attempt to submit these codes, the following error message is displayed: “Diagnosis code [number] is invalid with insurer type of No- Fault” (Sections 3.3 and 4.3). For details, see Appendix J.

February Monthly 2014

- *File Upload* page: If you upload a file with an error in the Header or Trailer; or if it contains incorrect or invalid characters or has an incorrect record length, ECRS will display an error code and message (see Appendix H: Error Codes) (Section 8.5).
- ECSR no longer requires the prescription drug BIN field to be populated on a *Prescription Drug Assistance Request* when the action code “BN” (Develop for RX BIN) is selected (Chapter 5). However, the BIN field is required when the Coverage Type of the request is “U” (Drug Network) and the Action Code is not “BN” (Chapter 6).

Version 5.0

- Changes regarding International Classification of Diseases, 10th Edition, Clinical Modification (ICD-10-CM) diagnosis codes
 - Beginning with dates of service on and after October 1, 2014, CMS will adopt the ICD-10-CM for diagnosis coding. ICD-10-CM codes are alphanumeric and contain 3 to 7 digits instead of the 3 to 5 digits used with ICD-9-CM. The conversion from the 9th to the 10th Edition of ICD diagnosis codes requires changes to ECRS.
 - ECRS *file submitters* have been provided with two new *test* record layouts, one for MSP Inquiry transactions and one for CWF Assistance Request transactions, which **must be used when submitting test files on or after October 1, 2013** even if the submitter is not testing ICD-10-CM changes.
 - The new test MSP Inquiry and CWF Assistance Request record layouts were created from the existing production MSP Inquiry and CWF Assistance Request record layouts. The original layouts were modified to allow for the collection of ICD-10-CM codes: A summary of the modifications are listed below:
 - The number of diagnosis codes collected has increased from 5 to 20.

- Each diagnosis code has increased in size from 5 to 7 bytes.
- Each diagnosis code has a one byte indicator associated to it that identifies the code as ICD-9-CM or ICD-10-CM.
- The area of the record layout currently used to store the 5 byte diagnosis codes has been converted to filler.
- The new diagnosis codes and their associated diagnosis indicator have been added to the filler area at the end of the MSP Inquiry and CWF Assistance Request record layouts.
- The new MSP Inquiry and CWF Assistance Request Record Layouts **must be used** to submit production files as of **January 1, 2014**.
- ECRS *file submitters* that send test MSP Inquires and/or CWF Assistance Request transactions in a flat file will receive new test Response Files. The new test Response Files were created using the existing production MSP Inquiry and CWF Assistance Request Response File record layouts. The original layouts were modified to allow for the return of error codes related to the new diagnosis code collection structure.
- ECRS Web has been modified to display and allow entry of up to 20 diagnosis codes and their associated indicator (ICD-9-CM or ICD-10-CM).
- The list of valid values that will be accepted in the Insurance Type and New Insurance Type fields on the MSP Inquiry has been modified to only allow the following types: A (Insurance or Indemnity – Other Types), J (Hospitalization only plan covering inpatient hospital), and K (Medical Service only plan covering non-inpatient medical).
 - New Error Code PE0Q will be returned on MSP Inquiries that are submitted with an Insurance Type other than "A", "J", "K", "R", "S", or blank.
- Appendix G (File Layouts) has been reformatted with headers to identify the record layout that is displayed.
- Appendix H (Error Codes) has been revised with the new Error Codes that will be received when submitting invalid ICD Indicators and/or invalid diagnosis codes. These Error Codes will be received on test file MSP Inquiry and CWF Assistance Request file submissions beginning 10/1/2013. These Error Codes will be returned on all MSP Inquiry and CWF Assistance Request file submissions as of 10/1/2014.